



Meeting Location:
City Council Chambers
Allen City Hall
305 Century Parkway, Allen, Texas 75013

AGENDA
CITY COUNCIL REGULAR MEETING
Tuesday, January 27, 2026, 7:00 PM

1. Call to Order and Announce a Quorum is Present

2. Pledge of Allegiance

3. Public Recognition

4. Citizens' Comments

[The City Council invites citizens to speak to the Council on any topic not on the agenda or not already scheduled for Public Hearing. Prior to the meeting, please complete a "Public Meeting Appearance Card" and present it to the City Secretary. The time limit is three minutes per speaker, not to exceed a total of fifteen minutes for all speakers.]

5. Consent Agenda

[Routine Council business. Consent Agenda is approved by a single majority vote. Items may be removed for open discussion by a request from a Councilmember or member of staff.]

5.1 Approve Minutes from the January 13, 2026, Regular City Council Meeting.

5.2 Adopt an Ordinance Amending the Code of Ordinances by establishing a process for terminating inactive campaign treasurer appointments.

5.3 Consider an Economic Development Incentive Agreement among the Allen Economic Development Corporation, the City of Allen, Allen Community Development Corporation, and Billingsley Company and/or its affiliated entities including Billingsley Allen TIF, Ltd., for Sales and Use Tax sharing Relating to Construction Materials for Sloan Corners Project.

5.4 Authorize the City Manager to execute a contract with Kimley-Horn and Associates, Inc., for the design of Building Improvements at Stacy Pump Station and Integration of City-wide Supervisory Control and Data Acquisition (SCADA) upgrades for \$293,600.

5.5 Authorize the City Manager to execute a cooperative contract with GL Seaman & Company for the purchase of replacement furniture at the Allen Senior Recreation Center for \$231,783.

5.6 Authorize the City Manager to execute an agreement with WeBuildFun, Inc., for playground and shade installation at Quail Run Park for \$399,347.

5.7 Authorize the City Manager to execute an agreement with Whirlix, Inc., for playground and shade installation at Bradford Crossing Park for \$600,000.

5.8 Authorize the purchase of servers and infrastructure from FreeIt Data Solutions, to support the Allen Police Department Digital Forensics Unit's Data Storage and Evidence Preservation requirements for \$339,452.

5.9 Receive the Quarterly Financial Report for the period ending September 30, 2025.

5.10 Receive the Quarterly Investment Report for the period ending September 30, 2025.

6. Regular Agenda

6.1 Adopt a Resolution authorizing the City Manager apply for, accept, reject, alter, or terminate a grant from the State of Texas, Office of the Governor, that provides funding for a Violent Gang Gun Reduction Program.

6.2 Conduct a Public Hearing and adopt an Ordinance to change the base zoning of Lot 2, Block 1, Bethany Pet Hospital, from Agriculture/Open Space to Single-Family Residential R-3, generally located 210± feet north of the northeast corner of the intersection of Heritage Parkway and Bethany Drive. [Heritage Parkway - Straight Zoning]

6.3 Conduct a Public Hearing and adopt an Ordinance to establish a Planned Development with a base zoning of Light Commercial regulating the development and use of 2.424± acres of land in the Peter Fischer Survey, Abstract No. 324, generally located 580± feet west of the northwest corner of the intersection of Allen Heights Drive and Main Street. [Mustang Creek]

6.4 Conduct a Public Hearing and adopt an Ordinance to change the base zoning of 0.688± acres of land in the James T. Roberts Survey, Abstract No. 777, from Agriculture/Open Space to Local Retail, generally located on the northwest corner of Allen Heights Drive and Exchange Parkway and Allen Heights Drive. [1229 E. Exchange Parkway - Straight Zoning]

7. Other Business

7.1 Calendar

7.2 Items of Interest

8. Executive Session

Legal, Section 551.071.

As authorized by Section 551.071(2) of the Texas Government Code, the Workshop Meeting and/or the Regular Agenda may be Convened into Closed Executive Session for the Purpose of Seeking Confidential Legal Advice from the City Attorney on any Agenda Item Listed Herein. (Closed to Public as Provided in the Texas Government Code.)

8.1 Pursuant to Texas Government Code, Section 551.074 - Personnel Matters. Discuss appointment of a representative to the North Texas Municipal Water District Board.

8.2 Pursuant to Texas Government Code, Section 551.074 - Personnel. Discuss the Annual Performance Evaluation of the City Manager.

8.3 Reconvene and Consider Action on Items Resulting from Executive Session.

9. Adjournment

This notice was posted at Allen City Hall, 305 Century Parkway, Allen, Texas, at a place convenient and readily accessible to the public at all times, in accordance with state law.

Shelley B. George, City Secretary

Allen City Hall is wheelchair accessible. Access to the building and special parking are available at the entrance facing Century Parkway. Requests for interpreters or special services must be received forty-eight (48) hours prior to the meeting time by calling the City Secretary at 214.509.4105.

Date Posted: January 20, 2026

CITY COUNCIL REGULAR MEETING AGENDA COMMUNICATION

AGENDA DATE: Tuesday, January 27, 2026, 7:00 PM

AGENDA CAPTION: Approve Minutes from the January 13, 2026, Regular City Council Meeting.

STAFF RESOURCE: Shelley B. George, City Secretary

BOARD/COMMISSION ACTION: None

PREVIOUS COUNCIL ACTION: None

STRATEGIC PLANNING GOAL: Financially sound and transparent City government.

Attachments

[Minutes](#)

ALLEN CITY COUNCIL

REGULAR MEETING

JANUARY 13, 2026

Present:

Baine L. Brooks, Mayor

Allen City Council:

Ben Trahan, Mayor Pro Tem

Michael Schaeffer

Tommy Baril

Ken Cook

Amy Gnad

Carl Clemencich

City Staff:

Eric Ellwanger, City Manager

Eric Strong, Deputy City Manager

Tim Dentler, Assistant City Manager

Rebecca Vice, Assistant City Manager

Shelley B. George, City Secretary

Rocio Gonzalez, Deputy City Secretary

Chelsey Aprill, Director, Public and Media Relations

Pete Smith, City Attorney

Workshop Session

1. Call to Order and Announce a Quorum is Present

With a quorum of the Allen City Council present, the Workshop of the Allen City Council was called to order by Mayor Brooks at 6:00 p.m. on Tuesday, January 13, 2026, in Basement Meeting Rooms A and B at Allen City Hall, 305 Century Parkway, Allen, Texas.

2. Discussion Items

2.1 Update on Fire Department Community Initiatives including Community Risk Reduction - Steady Together.

2.2 Update on a public art project through the Public Art Committee.

2.3 Committee Updates from City Council Liaisons.

2.4 Questions on the Current Agenda.

3. Executive Session.

An Executive Session was not held.

4. Adjourn to Regular Meeting

With no further discussion, Mayor Brooks adjourned the Workshop of the Allen City Council at 6:49 p.m. on Tuesday, January 13, 2026, in Basement Meeting Rooms A and B at Allen City Hall, 305 Century Parkway, Allen, Texas.

Regular Meeting

1. Call to Order and Announce a Quorum is Present

With a quorum of the Allen City Council present, the Regular Meeting of the Allen City Council was called to order by Mayor Brooks at 7:00 p.m. on Tuesday, January 13, 2026, in the Council Chambers at Allen City Hall, 305 Century Parkway, Allen, Texas.

2. Pledge of Allegiance

Mayor Brooks and the Allen City Council observed a moment of silence.

3. Public Recognition

3.1 Presentation of Proclamations by the Office of the Mayor.

- Allen Heritage Guild Day
- Dr. Martin Luther King, Jr. Day

3.2 Presentation of the Dr. Martin Luther King, Jr. Community Courage and Service Award.

- Melinda Kizer was awarded the Dr. Martin Luther King, Jr. Community Courage and Service Award.
- Christina Cheng-Patel was recognized with the Dr. Martin Luther King, Jr. Community Service Honoree Award.

4. Citizens' Comments

5. Consent Agenda

Mayor Brooks removed Agenda Items 5.6 and 5.9 from the Consent Agenda.

MOTION: Upon a motion made by Councilmember Baril and a second by Councilmember Clemencich, the Council voted seven (7) for and none (0) opposed to approve the remaining items on the Consent Agenda as follows:

5.1 Approve Minutes from the December 9, 2025, Regular City Council Meeting.

5.2 Adopt an Ordinance amending the Allen Land Development Code, Article XI, Section 11.06 relating to Impact Fee Credits.

ORDINANCE NO. 4198-01-26: AN ORDINANCE OF THE CITY OF ALLEN, COLLIN COUNTY, TEXAS, AMENDING THE ALLEN LAND DEVELOPMENT CODE, AS AMENDED, BY AMENDING ARTICLE XI "IMPACT FEES," SECTION 11.06 "CREDITS" RELATING TO IMPACT FEE CREDITS FOR THE USE OF MORE EFFICIENT WATER AND WASTEWATER INFRASTRUCTURE; PROVIDING A

SEVERABILITY CLAUSE; PROVIDING FOR A SAVINGS CLAUSE; PROVIDING FOR PENALTY OF FINE NOT TO EXCEED THE SUM OF TWO THOUSAND (\$2,000) DOLLARS FOR EACH OFFENSE; AND PROVIDING FOR AN EFFECTIVE DATE.

- 5.3 Adopt a Resolution authorizing the City Manager to apply for, accept, reject, alter, or terminate a grant from the State of Texas, Office of the Governor, providing for a Digital Forensics Examiner.**

RESOLUTION NO. 4199-01-26(R): A RESOLUTION OF THE CITY COUNCIL OF THE CITY OF ALLEN, COLLIN COUNTY, TEXAS, TO APPLY FOR, ACCEPT, REJECT, ALTER, OR TERMINATE GRANT # 4781003, A GRANT FROM THE STATE OF TEXAS, OFFICE OF THE GOVERNOR, PROVIDING FUNDING FOR A DIGITAL FORENSICS EXAMINER FOR FISCAL YEAR 2026, IN THE AMOUNT OF EIGHTY-FIVE THOUSAND TWO HUNDRED TWO AND 00/100 DOLLARS (\$85,202), IF AWARDED.

- 5.4 Adopt a Resolution authorizing the City Manager to apply for, accept, reject, alter, or terminate a grant from the State of Texas, Office of the Governor, Texas Homeland Security State Administrative Agency, providing for a 3D Scanner.**

RESOLUTION NO. 4200-01-26(R): A RESOLUTION OF THE CITY COUNCIL OF THE CITY OF ALLEN, COLLIN COUNTY, TEXAS, TO APPLY FOR, ACCEPT, REJECT, ALTER, OR TERMINATE GRANT # 5601101, A GRANT FROM THE STATE OF TEXAS, OFFICE OF THE GOVERNOR, TEXAS HOMELAND SECURITY STATE ADMINISTRATIVE AGENCY PROVIDING FUNDING FOR A 3D SCANNER FOR FISCAL YEAR 2026, IN THE AMOUNT OF ONE HUNDRED ONE THOUSAND EIGHT HUNDRED AND NO/100 DOLLARS (\$101,800), IF AWARDED.

- 5.5 Adopt a Resolution authorizing the City Manager to apply for, accept, reject, alter, or terminate a grant from the State of Texas, Office of the Governor, providing for a Crime Scene Alternate Light Source Image Device.**

RESOLUTION NO. 4201-01-26(R): A RESOLUTION OF THE CITY COUNCIL OF THE CITY OF ALLEN, COLLIN COUNTY, TEXAS, TO APPLY FOR, ACCEPT, REJECT, ALTER, OR TERMINATE GRANT # 5479201, A GRANT FROM THE STATE OF TEXAS, OFFICE OF THE GOVERNOR, PROVIDING FUNDING FOR A CRIME SCENE ALTERNATE LIGHT SOURCE IMAGING DEVICE FOR FISCAL YEAR 2026, IN THE AMOUNT OF FORTY-FOUR THOUSAND AND NO/100 DOLLARS (\$44,000), IF AWARDED.

- 5.7 Authorize the purchase of Direct Purchase Uniforms and Screen-Print Tees from Just Right Products, Inc., dba Fwpromo, for an annual amount of \$270,661.**

- 5.8 Award bid and authorize the City Manager to execute a contract with S&J Officials, LLC, for officiating services for adult recreation leagues in the amount of \$223,480 for a one-year term with two additional one-year renewal options.**

- 5.10 Motion to accept the resignation of Dr. Joe Farmer on the North Texas Municipal Water District Board of Directors.**

The motion carried.

Mayor Brooks moved to Agenda Item 5.9

- 5.9 Authorize the City Manager to execute an agreement for the purchase and installation of fitness equipment from Team Marathon Fitness for Joe Farmer Recreation Center in the amount of \$264,280.**

MOTION: Upon a motion made by Councilmember Cook and a second by Councilmember Gnad, the Council voted seven (7) for and none (0) opposed to authorize the City Manager to execute an agreement for the purchase and installation of fitness equipment from Team Marathon Fitness for Joe Farmer Recreation Center in the amount of \$264,280. The motion carried.

- 5.6 Authorize the City Manager to execute an agreement with Convergent Technologies, LLC, for security and access controls at City Facilities and the Municipal Service Center for \$181,384.**

MOTION: Upon a motion made by Councilmember Gnad and a second by Councilmember Schaeffer, the Council voted seven (7) for and none (0) opposed to authorize the City Manager to execute an agreement with Convergent Technologies, LLC, for security and access controls at City Facilities and the Municipal Service Center for \$181,384. The motion carried.

6. Regular Agenda

- 6.1 Conduct a Public Hearing and adopt an Ordinance to amend Planned Development No. 5 with a base zoning of Shopping Center, regulating the development and use of Lot 1, Block 1, La Petite Academy Allen. [Sharon Fellowship Church of North Dallas]**

Mayor Brooks opened the public hearing and asked anyone registered to speak for or against this item to do so at this time.

With no one speaking, Mayor Brooks closed the Public Hearing.

ORDINANCE NO. 4202-01-26: AN ORDINANCE OF THE CITY COUNCIL OF THE CITY OF ALLEN, COLLIN COUNTY, TEXAS, AMENDING THE ALLEN LAND DEVELOPMENT CODE AND ZONING MAP, AS PREVIOUSLY AMENDED, BY AMENDING THE USE AND DEVELOPMENT REGULATIONS OF PLANNED DEVELOPMENT "PD" NO. 5 RELATING TO THE USE AND DEVELOPMENT OF LOT 1, BLOCK 1, LA PETITE ACADEMY ALLEN ADDITION BY ADDING AN ADDITIONAL PERMITTED USE; PROVIDING FOR A CONFLICTS RESOLUTION CLAUSE; PROVIDING A SEVERABILITY CLAUSE; PROVIDING A SAVINGS CLAUSE; PROVIDING A PENALTY OF FINE NOT TO EXCEED THE SUM OF TWO THOUSAND DOLLARS (\$2,000) FOR EACH OFFENSE; AND PROVIDING AN EFFECTIVE DATE.

MOTION: Upon a motion made by Councilmember Baril and a second by Councilmember Clemencich, the Council voted seven (7) for and none (0) opposed to adopt Ordinance No. 4202-01-26, as previously captioned, amending Planned Development No. 5 with a base zoning of Shopping Center, regulating the development and use of Lot 1, Block 1, La Petite Academy Allen. The motion carried.

7. **Other Business**

7.1 **Calendar.**

- January 19 | City Hall and other city facilities closed in observance of Martin Luther King, Jr. Day.
- January 24 | Strategic Planning Session with City Council | Allen ISD Professional Learning and Auxiliary Services Building.

7.2 **Items of Interest.**

- Councilmember Baril congratulated his son and the other Coast Guardsmen for graduating from boot camp.
- Mayor Pro Tem Trahan welcomed Hayley Angel back to Allen as the Director of Community Development.
- Councilmember Gnadl announced the Allen Heritage Guild will hold its 30th anniversary celebration on Saturday at the Train Depot.
- Councilmember Cook encouraged hockey fans to attend the ECHL All-Star Classic and Fan Fest at the Credit Union of Texas Event Center on January 18 and 19.
- Council wished Assistant City Manager Dentler a happy birthday.
- Mayor Brooks shared good news in Allen:
 - Allen 150 Fest will be held on Saturday, April 25 to celebrate Allen's 150th anniversary.
 - At the Allen Animal Shelter, countless pets are waiting for their fur-ever homes. Mayor Brooks introduced Freckles, a playful pup just about to celebrate his first birthday.

Mayor Brooks announced the Executive Session and recessed the Regular Session at 7:48 p.m.

8. **Executive Session**

In accordance with the Texas Government Code, the Allen City Council convened into Executive Session at 7:56 p.m. on Tuesday, January 13, 2026, in Basement Meeting Rooms A and B at Allen City Hall, 305 Century Parkway, Allen, Texas, to discuss matters pertaining to:

- 8.1 **Pursuant to Texas Government Code, Section 551.074 - Personnel Matters. Discuss appointment of a representative to the North Texas Municipal Water District Board.**
- 8.2 **Pursuant to Texas Government Code, Section 551.072 - Deliberation Real Property. Discuss lease proposals for former Hydrous site.**

The Executive Session adjourned at 9:23 p.m. on Tuesday, January 13, 2026.

8.3 **Reconvene and Consider Action on Items Resulting from Executive Session.**

The Allen City Council reconvened into the Regular Meeting at 9:27 p.m. on Tuesday, January 13, 2026. No action was taken on items discussed during the Executive Session.

9. Adjournment _____

Mayor Brooks adjourned the Regular Meeting of the Allen City Council at 9:27 p.m. on Tuesday, January 13, 2026.

These minutes were approved on the 27th day of January 2026.

APPROVED:

Baine L. Brooks, MAYOR

ATTEST:

Shelley B. George, TRMC, CITY SECRETARY

CITY COUNCIL REGULAR MEETING AGENDA COMMUNICATION

| | |
|---------------------------------|--|
| AGENDA DATE: | Tuesday, January 27, 2026, 7:00 PM |
| AGENDA CAPTION: | Adopt an Ordinance Amending the Code of Ordinances by establishing a process for terminating inactive campaign treasurer appointments. |
| STAFF RESOURCE: | Shelley B. George, City Secretary |
| BOARD/COMMISSION ACTION: | None |
| PREVIOUS COUNCIL ACTION: | None |
| STRATEGIC PLANNING GOAL: | Engaged and connected Allen community. |

BACKGROUND:

The purpose of this agenda item is to establish a process that allows the City Secretary to terminate the campaign treasurer's appointment (CTA) of an inactive candidate or political committee, including all subsequent campaign finance reports. Residents who run for and/or hold an office in the City of Allen, and all Specific-Purpose Committees that support or oppose any of these candidates/officeholders or that support or oppose a measure in a City of Allen election, must file campaign finance reports with the City Secretary who is designated as the local filing authority.

The Texas Election Code defines an inactive candidate or political committee as a candidate or political committee that hasn't filed or has ceased to file a required report for more than one year since the last reporting deadline, or a candidate that has not been elected to an office for which a candidate is required to file a campaign treasurer appointment.

The proposed process terminate an inactive CTA and associated reporting is as follows:

1. The city secretary shall send written notice to the affected candidate or political committee by regular mail at least seven days prior to the date of the regular city council meeting at which the city council will consider the proposed termination of the candidate's or committee's campaign treasurer appointment. The written notice must include: (1) the date, time, and place of the city council meeting at which the proposed termination will be considered; and (2) the effect of termination of a campaign treasurer appointment.
2. If the city council votes to terminate the appointment, the termination of a campaign treasurer appointment shall become effective on the 30th day after the date of the regular city council meeting at which the city council votes to terminate the appointment.
3. Following the vote of the city council to terminate the appointment, the city secretary shall promptly send written notice to the affected candidate or political committee that the appointment **has** been terminated.

STAFF RECOMMENDATION:

Staff recommends approval.

MOTION:

I make a motion to adopt Ordinance No. _____ amending the Code of Ordinances by amending Chapter 2, "Administration" by adding a new Article XI, "Termination of Campaign Treasurer Appointment"

Attachments

[Ordinance](#)

ORDINANCE NO. _____

AN ORDINANCE OF THE CITY COUNCIL OF THE CITY OF ALLEN, COLLIN COUNTY, TEXAS, AMENDING THE CODE OF ORDINANCES BY AMENDING CHAPTER 2, "ADMINISTRATION" BY ADDING A NEW ARTICLE XI, "TERMINATION OF CMAPAIGN TREASURER APPOINTMENT"; PROVIDING A SEVERABILITY CLAUSE; PROVIDING A REPEALING CLAUSE; AND PROVIDING FOR AN EFFECTIVE DATE.

WHEREAS, the City of Allen, Texas, is a home rule municipality acting under its chapter adopted by the electorate pursuant to Article XI, Section 5 of the Texas Constitution and Chapter 9 of the Local Government Code; and,

WHEREAS, Texas Election Code, Section 252.0131 allows for a process by which the City Secretary may terminate the campaign treasurer appointment of an inactive candidate or political committee that is required to file a campaign treasurer appointment with the City Secretary; and,

WHEREAS, the City Council desires to adopt a procedure by which the City can terminate the campaign treasurer of an inactive candidate or political committee; and,

WHEREAS, the City Council finds that the amendment to Chapter 2, "Administration," as outlined herein, is in the best interest of the City and will promote the health, safety, and general welfare of the citizens of the City of Allen and the general public.

NOW, THEREFORE, BE IT ORDAINED BY THE CITY COUNCIL OF THE CITY OF ALLEN, COLLIN COUNTY, TEXAS, THAT:

SECTION 1. Chapter 2, "Administration" of the Code of Ordinances, City of Allen, Texas, is hereby amended in part by adding Article XI, "Termination of Campaign Treasurer Appointment," to read as follows:

"ARTICLE XI. - TERMINATION OF CAMPAIGN TREASURER APPOINTMENT

Sec. 2-307. - Termination of campaign treasurer appointment by the City Secretary.

- (a) The city secretary is authorized to terminate campaign treasurer appointments for inactive candidates or inactive political committees following consideration of and vote by the city council at a regularly scheduled meeting, to terminate the appointment.
- (b) In this article, "inactive candidate" or "inactive political committee" means a candidate or political committee that:
 - (1) Has never filed or ceased to file a required report under Texas Election Code, Chapter 254, as amended (political reporting) for more than one (1) year since the last reporting deadline; and
 - (2) In the case of a candidate, has not been elected to an office for which a candidate is required to file a campaign treasurer appointment with the city secretary; and
 - (3) Has not filed:
 - (i) A final report under Texas Election Code, Section 254.065, as amended (Final Report) or Texas Election Code, Section 254.125, as amended (Final Report of Committee for Supporting or Opposing Candidate or Measure); or

(ii) A dissolution report under the Texas Election Code, Section 254.126, as amended (Dissolution Report of Committee for Assisting Officeholder) or Texas Election Code, 254.159, as amended (Dissolution Report).

(c) The city council may authorize the city secretary to terminate the campaign treasurer appointment of an inactive candidate or inactive political committee, pursuant to the procedures set forth in this article.

Sec. 2-308. - Notice of proposed termination of campaign treasurer appointment.

Before the city council may consider termination of a campaign treasurer appointment, the city secretary shall send written notice to the affected candidate or political committee by regular mail at least seven days prior to the date of the regular city council meeting at which the city council will consider the proposed termination of the candidate's or committee's campaign treasurer appointment. The written notice must include: (1) the date, time, and place of the city council meeting at which the proposed termination will be considered; and (2) the effect of termination of a campaign treasurer appointment.

Sec. 2-310. - Termination.

- (a) If the city council votes to terminate the appointment, the termination of a campaign treasurer appointment shall become effective on the 30th day after the date of the regular city council meeting at which the city council votes to terminate the appointment.
- (b) Following the vote of the city council to terminate the appointment, the city secretary shall promptly send written notice to the affected candidate or political committee that the appointment has been terminated. “

SECTION 2. All ordinances of the City of Allen in conflict with the provisions of this ordinance shall be, and the same are hereby, repealed; provided, however, that all other provisions of said ordinances not in conflict herewith shall remain in full force and effect.

SECTION 3. Should any word, sentence, paragraph, subdivision, clause, phrase, or section of this ordinance or of the Code of Ordinances, as amended hereby, be adjudged, or held to be void or unconstitutional, the same shall not affect the validity of the remaining portions of said ordinance or the Code of Ordinances, as amended hereby, which shall remain in full force and effect.

SECTION 4. This ordinance shall take effect immediately from and after its passage, as the law and charter in such cases provide.

DULY PASSED AND APPROVED BY THE CITY COUNCIL OF THE CITY OF ALLEN, COLLIN COUNTY, TEXAS, ON THIS THE 27TH DAY OF JANUARY 2026.

APPROVED:

Baine L. Brooks, MAYOR

APPROVED AS TO FORM:

ATTEST:

Peter G. Smith, CITY ATTORNEY

Shelley B. George, TRMC, CITY SECRETARY

CITY COUNCIL REGULAR MEETING AGENDA COMMUNICATION

AGENDA DATE:

Tuesday, January 27, 2026, 7:00 PM

AGENDA CAPTION:

Consider an Economic Development Incentive Agreement among the Allen Economic Development Corporation, the City of Allen, Allen Community Development Corporation, and Billingsley Company and/or its affiliated entities including Billingsley Allen TIF, Ltd., for Sales and Use Tax sharing Relating to Construction Materials for Sloan Corners Project.

STAFF RESOURCE:

Nicole Bywater

BOARD/COMMISSION ACTION:

January 12, 2026 - Agreement approved by the Allen Community Development Corporation.

January 21, 2026 - Agreement approved by Allen Economic Development Corporation.

PREVIOUS COUNCIL ACTION:

STRATEGIC PLANNING GOAL:

Vibrant community with lively destinations and successful commercial centers.

BACKGROUND:

Sloan Corners is a mixed-use project of approximately 261 acres being developed by the Billingsley Company, or an affiliate of the Billingsley Company on the southwest quadrant of US 75 and SH 121. The project is included in PD 139 and is planned for upwards of 6 million SF of office space and additional retail, hotel, parks, and other uses. This significant economic development project includes an investment of over \$100 million in infrastructure, an estimated \$2 billion in capital investment for the construction of commercial buildings, 50 acres of parks and open space, and the creation of over 30,000 estimated new jobs.

Construction materials for a project such as Sloan Corners typically accrue Sales and Use Taxes to a location outside of Allen. This is because, under normal accounting procedures, the point of sale for the purchase of construction materials is the location where the materials are purchased (i.e., a lumber yard in another city) as opposed to the Allen site.

The proposed Construction Materials Sales Tax Rebate Agreement by and among the AEDC, ACDC, City of Allen and the Billingsley Company (or their related legal entity) captures a portion of the Sales and Use Taxes on the construction materials used by the Billingsley Company and their related organizations to construct the Sloan Corners project. The agreement provides a 50% rebate of these taxes to the developer, with the local Allen taxing entities (ACDC, AEDC and the City) retaining 50% of the Sales and Use Taxes on construction materials. The agreement requires the developer to change their accounting procedures to ensure these Sales and Use Taxes on construction materials are taxable to the Allen site. By doing this, the developer creates a new stream of additional tax dollars to the Allen taxing entities that would not have occurred otherwise. In return, the developer receives a rebate of a portion of these dollars.

BUDGETARY IMPACT:

This is a new stream of tax revenue that would not have existed in the absence of this agreement. The agreement has 10-year term and only rebates Sales and Use Taxes for Construction Materials purchased in the future. Construction materials purchased by the developer in the past are excluded.

STAFF RECOMMENDATION:

Staff recommends approval.

MOTION:

I make a motion to approve the Economic Development Incentive Agreement with AEDC, ACDC and Billingsley, Ltd. and authorize the City Manager to execute the agreement and any amendments or instruments related thereto.

CITY COUNCIL REGULAR MEETING AGENDA COMMUNICATION

| | |
|---------------------------------|---|
| AGENDA DATE: | Tuesday, January 27, 2026, 7:00 PM |
| AGENDA CAPTION: | Authorize the City Manager to execute a contract with Kimley-Horn and Associates, Inc., for the design of Building Improvements at Stacy Pump Station and Integration of City-wide Supervisory Control and Data Acquisition (SCADA) upgrades for \$293,600. |
| STAFF RESOURCE: | Chris Flanigan, Engineering Director |
| BOARD/COMMISSION ACTION: | None |
| PREVIOUS COUNCIL ACTION: | None |
| STRATEGIC PLANNING GOAL: | Financially sound and transparent City government. |

BACKGROUND:

Supervisory Control and Data Acquisition (SCADA) is a system of data monitors and controls, used to monitor and control the performance of existing critical water and wastewater delivery infrastructure. The Community Services Department has identified the need to update the components of the existing SCADA system installed in 2015, due to outdated software that is no longer supported. The benefits of upgrading SCADA include: supported and higher security software, better functionality, improved graphic interface, and ability to integrate with supportive programs.

Additionally, over the years the two existing buildings at Stacy Pump Station have been retrofitted to accommodate additional equipment. As a result, the current layout has become less efficient and limits how effectively the space can support its intended function. This necessitates redesigning the internal wall layout with new finishes in the modified spaces to accommodate personnel needs and improve operational efficiency.

The City of Allen has engaged Kimley-Horn and Associates (KHA) with the task of coordinating with the SCADA integrator, to redesign the SCADA system, enhancing operational reliability, improving system monitoring, and ensuring cybersecurity compliance at 12 remote sites. The sites include five elevated storage tanks, five lift stations, and two pump stations. A backup server, installed at the Municipal Service Center will provide redundancy in the event of a failure with the server located at Stacy Pump Station.

Combined with the design of SCADA improvements, the City is also proposing to engage with KHA for the design of modifications to the two buildings at Stacy Pump Station, including architectural, structural, mechanical, electrical, and plumbing improvements. Being the main facility that requires SCADA upgrades, re-design of the buildings at Stacy Pump Station shares a mutual connection with changes to SCADA and corresponding changes will be better realized if the improvements are integrated into one design. Building improvements will also include expansion of the footprint of Stacy Pump building #2 to support offices, bunks, and restroom with a shower, which will provide much needed quality of life improvements for the employees required to work at the pump station for extended periods of time, beyond the length of typical work-shifts.

BUDGETARY IMPACT:

The total budget funded through the budgeted transfer from the Water and Sewer Fund, approved within the FY2026 Annual Budget, and can be found on page U-04 of the 2026-2030 CIP Book.

STAFF RECOMMENDATION:

Staff recommends approval.

MOTION:

I make a motion to authorize the City Manager to execute a contract with Kimley-Horn and Associates, Inc., for the design of building improvements at Stacy Pump Station and integration of City-wide SCADA upgrades.

Attachments

[LOCATION MAP](#)

FACILITY LOCATIONS

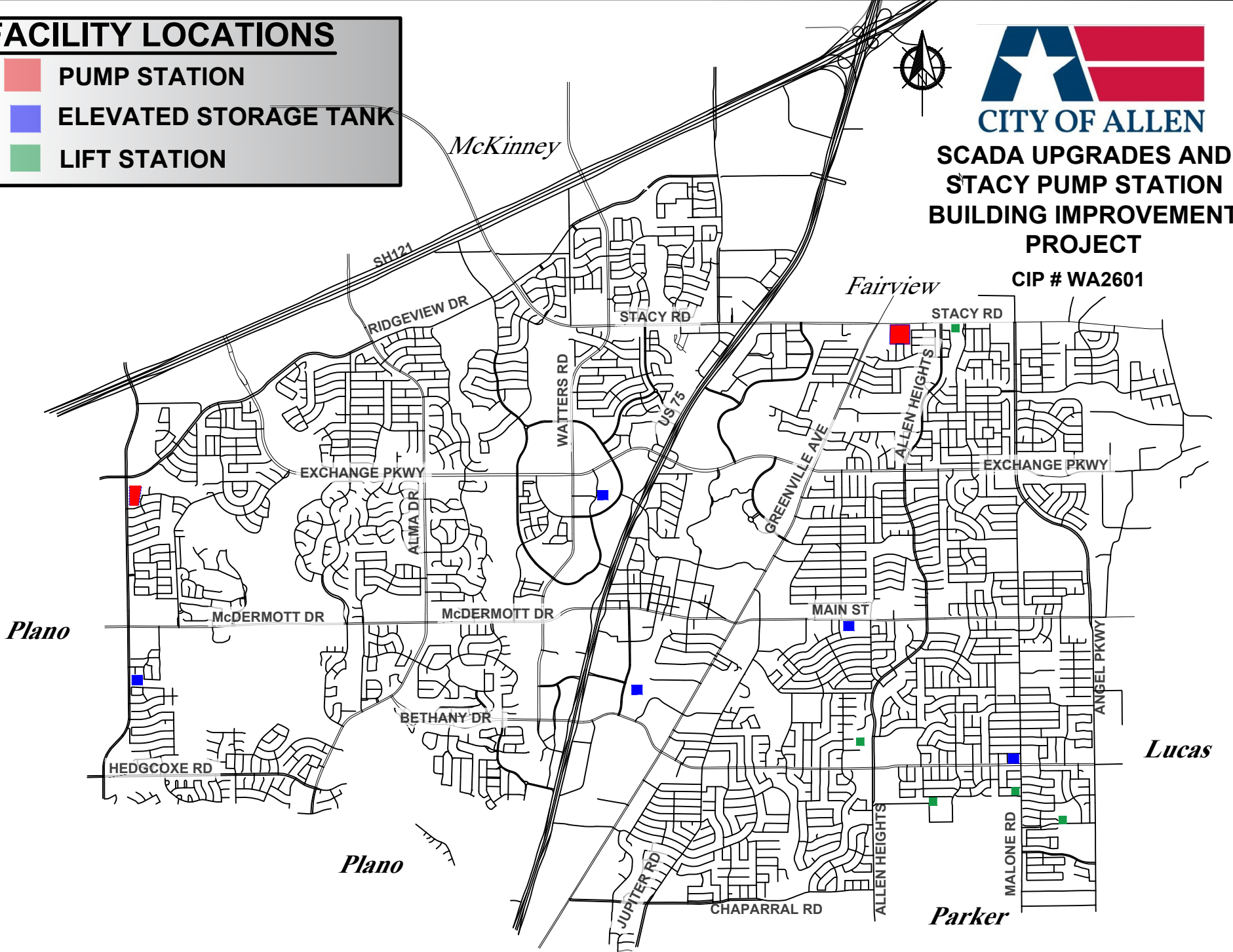
- PUMP STATION
- ELEVATED STORAGE TANK
- LIFT STATION



CITY OF ALLEN

SCADA UPGRADES AND STACY PUMP STATION BUILDING IMPROVEMENT PROJECT

CIP # WA2601



NA Engineering/CIP 03 - WA2601 - SCADA Upgrades/Map/Council
Communication/WA2601_LOCATION_MAP_CIP03.dwg

CITY COUNCIL REGULAR MEETING AGENDA COMMUNICATION

AGENDA DATE: Tuesday, January 27, 2026, 7:00 PM

AGENDA CAPTION: Authorize the City Manager to execute a cooperative contract with GL Seaman & Company for the purchase of replacement furniture at the Allen Senior Recreation Center for \$231,783.

STAFF RESOURCE: Elissa Malone, Assistant Director, Parks and Recreation

BOARD/COMMISSION ACTION: None

PREVIOUS COUNCIL ACTION: None

STRATEGIC PLANNING GOAL: Financially sound and transparent City government.

BACKGROUND:

The Allen Senior Recreation Center will celebrate its 20th anniversary in Spring 2026. Much of the existing furniture is original to the building and has reached the end of its useful life due to age and daily use. This proposed replacement includes furniture in the lobby, great room, game room, classrooms, dining room, and multipurpose room to improve safety, comfort, and functionality, as well as enhance programming.

The contract includes labor and installation and is procured through competitively awarded cooperative purchasing contracts:

- Enwork OMNIA Contract #R240103
- Furniture Lab TIPS Contract #230301
- Global TIPS Contract #230301
- Knoll OMNIA Contract #2020000608
- Leland NCAP/OMNIA Contract #07-101
- OFS Brands OMNIA Contract #R240113

BUDGETARY IMPACT:

This purchase is part of the department's annual Asset Replacement plan, approved by the Community Development Corporation (CDC) for FY26. \$195,000 will be funded by the CDC via the Asset Replacement plan with the remaining \$36,783 funded by the Recreation Division's operating budget.

STAFF RECOMMENDATION:

Staff recommends approval.

MOTION:

I make a motion authorizing the City Manager to execute a cooperative contract with GL Seaman & Company for the purchase of replacement furniture at the Allen Senior Recreation Center for \$231,783.

Attachments

[Proposal](#)

[Allen Purchase Order Rider](#)



GL Seaman
& Company

PROPOSAL

4201 International Parkway
Carrollton, TX 75007
Tel: (214) 764-6400
Fax: (214) 764-6420
www.glsc.com

Proposal Number: D25-0317-4
Date: 12/30/2025
Salesperson: Sara Desjardins
Terms: PER CONTRACT

Bill To:
City of Allen
305 Century Parkway
Allen, TX 75013

Install Address:
Allen Senior Center
Melissa Stewart
451 St Mary Dr
Allen, TX 75002

Tag: Allen Senior Center | BUDGET

| Line | Qty | Description | Tag For | List/ Discount | Sell | Ext Sell |
|--------------|-----|--|---------------------|-----------------------|-------------------|-------------------|
| 1 | 1 | Contract Information | | | \$0.00 | \$0.00 |
| | | Enwork OMNIA Contract #R240103 | | | | |
| | | Furniture Lab TIPS Contract #230301 | | | | |
| | | Global TIPS Contract #230301 | | | | |
| | | Knoll OMNIA Contract #2020000608 | | | | |
| | | Leland NCAP/OMNIA Contract #07-101 | | | | |
| | | OFS Brands OMNIA Contract #R240113 | | | | |
| | | | | | Subtotal: | \$0.00 |
| CH-01 | | | | | | |
| 2 | 2 | OFSB1106 678-1 | CH-01 LOBBY | \$3,760.00 % 54.00 | \$1,729.60 | \$3,459.20 |
| | | Hide 33.5x33.5x45 Chair | | | | |
| | | EBY Ebony (on Beech) | | | | |
| | | ~SPR Spradling | | | | |
| | | JENA ECOSENSE Modena Ecosense - Grade 2 | | | | |
| | | 3076707 Elephant | | | | |
| | | X9 No Selection of Option | | | | |
| | | | | | Subtotal: | \$3,459.20 |
| CH-02 | | | | | | |
| 3 | 4 | OFSB1106 3100A-1 | CH-02 GREAT ROOM | \$3,098.00 % 54.00 | \$1,425.08 | \$5,700.32 |
| | | Modern Amenity 27x33x34 Low Back Open Arm Lounge Chair | | | | |
| | | ~Poly Poly Arm Cap | | | | |
| | | D1N Black Poly | | | | |
| | | EBY-A Ebony - (on Ash) | | | | |
| | | ~SPR Spradling | | | | |
| | | JENA ECOSENSE Modena Ecosense - Grade 2 | | | | |
| | | 3076707 Elephant | | | | |

| Line | Qty | Description | Tag For | List/ Discount | Sell | Ext Sell |
|------|-----|--|---------------------|-----------------------|-------------------|-------------------|
| | | X9 No Selection of Option | | | | |
| 4 | 6 | OFSB1106 5220-1 Voyage 27x29x31 Closed Arm Chair | CH-03 GREAT ROOM | \$2,853.00 % 54.00 | \$1,312.38 | \$7,874.28 |
| | | D1N Black Poly EBY Ebony (EBY) ~SPR Spradling DENA ECOSENSE Modena Ecosense - Grade 2 3076707 Elephant | | | | |
| | | X9 No Selection of Option | | | | |
| 5 | 1 | OFSB1106 5220-3 Voyage 69x29x31 Closed Arm Sofa | SO-01 GREAT ROOM | \$4,851.00 % 54.00 | \$2,231.46 | \$2,231.46 |
| | | D1N Black Poly EBY Ebony (EBY) ~SPR Spradling DENA ECOSENSE Modena Ecosense - Grade 2 3076707 Elephant | | | | |
| | | X9 No Selection of Option | | | | |
| 6 | 4 | OFSB1106 BP-990B Blueprint Bar Stool, 21.5x23x43.5 | ST-01 GREAT ROOM | \$1,815.00 % 54.00 | \$834.90 | \$3,339.60 |
| | | BKO Onyx BLACK Black PBLK Black ~SPR Spradling DENA ECOSENSE Modena Ecosense - Grade 2 3076707 Elephant | | | | |
| | | X9 No Selection of Option | | | | |
| 7 | 2 | OFSB1106 DT-T3636SDT Nineteen20 36" Square Top Table, TFL or HPL top w/2mm PP EDGE or HPL w/Urethane Edge | TA-04 GREAT ROOM | \$1,756.00 % 54.00 | \$807.76 | \$1,615.52 |
| | | SQRC Square Corner ~TFL/W/PP TFL w/ PP EDGE DS2-Q Desert - (Quarter Grain) EY Square DS2-Q Desert - (Quarter Grain) 6903 Low Profile Disc Table Base A2L Bar BKO Onyx | | | | |
| | | X9 No Selection of Option | | | | |
| 8 | 4 | KNO 75 Hairpin Stacking Table, Indoor | TA-08 GREAT ROOM | \$435.00 % 58.00 | \$182.70 | \$730.80 |
| | | F1 TOP: Black Laminate BL BASE: Black | | | | |

| Line | Qty | Description | Tag For | List/ Discount | Sell | Ext Sell |
|--------------|-----|--|--------------------|-----------------------|-------------------|--------------------|
| | | | | Subtotal: | | \$21,491.98 |
| CH-03 | | | | | | |
| 9 | 2 | OFSB1106 5220-1 Voyage 27x29x31 Closed Arm Chair D1N Black Poly EBY Ebony (EBY) ~SPR Spradling DENA ECOSENSE Modena Ecosense - Grade 2 3076707 Elephant X9 No Selection of Option | CH-03 GAME ROOM | \$2,853.00 % 54.00 | \$1,312.38 | \$2,624.76 |
| 10 | 20 | GLB 6656 ZOMA, Armchair, Frame Welded Elliptical Oval Steel Tubing, Black Polypropylene Oval Glide, Stacks 4 high on Floor or Dolly, GLOBAL SEATING USA ~02 GRADE 02 ~GPM2 GRADED IN GRADE 02 GPM2 1-GRADED IN GRADE 02 FABRICS GLD M-(STD) BLACK GLIDE TK M-(STD) OUTER BACK SHROUD NOT REQUIRED ~STD COMMERCIAL FURNITURE OFFERING | CH-07 GAME ROOM | \$700.00 % 51.00 | \$343.00 | \$6,860.00 |
| 11 | 3 | OFSB1106 BP-990B Blueprint Bar Stool, 21.5x23x43.5 BKO Onyx BLACK Black PBLK Black ~SPR Spradling DENA ECOSENSE Modena Ecosense - Grade 2 3076707 Elephant X9 No Selection of Option | ST-01 GAME ROOM | \$1,815.00 % 54.00 | \$834.90 | \$2,504.70 |
| 12 | 1 | FURN1276 60"R NeoCast™ Table Top. 1-1/4" thick Standard Laminate table top with a particleboard core, backer sheet and urethane edge SPEC-1 No Drip SPEC-2 Standard Urethane Edge Color TBD SPEC-3 FurnitureLab Standard Laminate TBD | TA-06 GAME ROOM | \$1,308.00 % 40.00 | \$784.80 | \$784.80 |
| 13 | 1 | FURN1276 Upgrade for Pre-Drilling and Routing For a Nester Kit With a Double Latch (Per Table) | TA-06 GAME ROOM | \$401.00 % 40.00 | \$240.60 | \$240.60 |
| 14 | 2 | FURN1276 Horizon End Base, Double Column (2 support a 60"R top, with 2: 2" Columns, 2 x 32" Base Plate and FlipTop) With Flip Mechanism, Nester Kit Includes Locking SPEC-1 Grade 1 Metal Finish TBD | TA-06 GAME ROOM | \$884.00 % 40.00 | \$530.40 | \$1,060.80 |

| Line | Qty | Description | Tag For | List/ Discount | Sell | Ext Sell |
|------|-----|--|--------------------|-----------------------|-----------------|-------------------|
| 15 | 2 | FURN1276 SNCAST-36x36 36X36" Sq. NeoCast Table Top. 1-1/4" thick Standard Laminate table top with a particleboard core, backer sheet and urethane edgeSPEC-1: No DripSPEC-2: | TA-07 GAME ROOM | \$1,020.00 % 40.00 | \$612.00 | \$1,224.00 |
| 16 | 2 | FURN1276 PREDRILL Upgrade for Pre-Drilling (Per Base) | TA-07 GAME ROOM | \$30.00 % 40.00 | \$18.00 | \$36.00 |
| 17 | 2 | FURN1276 CLASSIC.1-36X36 Classic Base (supports a 36X36" top, with a 4" column, 30 x 30" Base Plate and 12" Spider)-Table Ht.SPEC-1: Black Wrinkle | TA-07 GAME ROOM | \$421.00 % 40.00 | \$252.60 | \$505.20 |
| 18 | 1 | KNO 75 Hairpin Stacking Table, Indoor | TA-08 GAME ROOM | \$435.00 % 58.00 | \$182.70 | \$182.70 |

F1 TOP: Black Laminate
BL BASE: Black

Subtotal: \$16,023.56

CH-08

| | | | | | | |
|----|----|---|---------------------|-----------------------|-------------------|--------------------|
| 19 | 34 | GLB 6711 POPCORN, Wall Saver, Polypropylene Back & Seat, Armless, Std Sled Chrome Frame, Std Without Glides, Stacks 10 High on Floor, 34 high on Dolly, GLOBAL ~PPC PLASTIC BACK / SEAT SELECTIONS ... Skipped Option CH F-CHROME FRAME CHM CG M-CLEAR GLIDE PK M-(STD) RTA CODE IN PRICEBOOK PER MODEL | CH-08 CLASSROOMS | \$260.00 % 51.00 | \$127.40 | \$4,331.60 |
| 20 | 1 | GLB 6715 POPCORN, 21.375"w x 31.75"d x 51.75"h, High Density Dolly, For Polypropylene Models, Stacks Chairs up to 34"h, Fits through 80"H Door Frame, GLOBAL SEATING PK M-(STD) RTA CODE IN PRICEBOOK PER MODEL | CD-01 CLASSROOMS | \$815.00 % 51.00 | \$399.35 | \$399.35 |
| 21 | 10 | KNO KCPW6030C Pixel Rectangular C-Leg Table, 60Wx30Dx28.75H, Work Height, Flip Top, with Casters (LAMINATE) TOP: Laminate 143 LAM: Classic Oak (FLAT) EDGE: Flat 143 EDGE: Classic Oak (Y) No Cutouts Y No Cutouts 115T LEG: Medium Grey (Textured) | TA-09 CLASSROOMS | \$3,086.00 % 58.00 | \$1,296.12 | \$12,961.20 |

Subtotal: \$17,692.15

CH-07

| Line | Qty | Description | Tag For | List/ Discount | Sell | Ext Sell |
|------------------|-----|--|-----------------|-----------------------|-------------------|--------------------|
| 22 | 70 | GLB 6656 ZOMA, Armchair, Frame Welded Elliptical Oval Steel Tubing, Black Polypropylene Oval Glide, Stacks 4 high on Floor or Dolly, GLOBAL SEATING USA ~02 GRADE 02 ~GPM2 GRADED IN GRADE 02 GPM2 1-GRADED IN GRADE 02 FABRICS GLD M-(STD) BLACK GLIDE TK M-(STD) OUTER BACK SHROUD NOT REQUIRED ~STD COMMERCIAL FURNITURE OFFERING | CH-07 DINING | \$700.00 % 51.00 | \$343.00 | \$24,010.00 |
| 23 | 14 | LELA1520 FBB-TBD-B Fast Size B Table Base Base Finish: To Be Determined Glide and Attachment Color: Black | TA-10 DINING | \$1,408.00 % 52.78 | \$664.86 | \$9,308.04 |
| 24 | 7 | LELA1520 F60B-L-TBD-B Fast 60" Round Table Top Laminate Vendor: Wilsonart Laminate Selection: please specify standard laminate Edge Color: To Be Determined Attachment Color: Black | TA-10 DINING | \$1,496.00 % 52.78 | \$706.41 | \$4,944.87 |
| 25 | 7 | LELA1520 F4848B-L-TBD-B Fast 48" x 48" Square Table Top Laminate Vendor: Wilsonart Laminate Selection: please specify standard laminate Edge Color: To Be Determined Attachment Color: Black | TA-10 DINING | \$1,137.00 % 52.78 | \$536.89 | \$3,758.23 |
| 26 | 1 | LELA1520 FTT Fast Table Trolley Base Finish: Black Texture Dolly stacks 6 tops and 6 bases | TA-10 DINING | \$2,671.00 % 52.78 | \$1,261.25 | \$1,261.25 |
| Subtotal: | | | | | | \$43,282.39 |

TA-11

| | | | | | | |
|----|----|--|-----------------------|-----------------------|-----------------|--------------------|
| 27 | 24 | FURN1276 TOP 60"R RightEdge™ Top, Standard Laminate, PVC edge SPEC-1 PVC SPEC-2 Standard PVC Edge Color TBD SPEC-3 FurnitureLab Standard Laminate TBD | TA-11 MULTIPURPOSE | \$1,204.00 % 40.00 | \$722.40 | \$17,337.60 |
|----|----|--|-----------------------|-----------------------|-----------------|--------------------|

| Line | Qty | Description | Tag For | List/ Discount | Sell | Ext Sell |
|------------------|-----|--|-----------------------|---------------------|--------------------|---------------------|
| 28 | 24 | FURN1276 NesterDouble Upgrade for Pre-Drilling and Routing For a Nester Kit With a Double Latch (Per Table) | TA-11 MULTIPURPOSE | \$401.00 % 40.00 | \$240.60 | \$5,774.40 |
| 29 | 48 | FURN1276 BASE Horizon End Base, Double Column (2 support a 60"R top, with 2: 2" Columns, 2 x 32" Base Plate and FlipTop) With Flip Mechanism, Nester Kit Includes Locking SPEC-1 Grade 1 Metal Finish | TA-11 MULTIPURPOSE | \$884.00 % 40.00 | \$530.40 | \$25,459.20 |
| 30 | 250 | GLB 6711 POPCORN, Wall Saver, Polypropylene Back & Seat, Armless, Std Sled Chrome Frame, Std Without Glides, Stacks 10 High on Floor, 34 high on Dolly, GLOBAL ~PPC PLASTIC BACK / SEAT SELECTIONS ... Skipped Option CH F-CHROME FRAME CHM CG M-CLEAR GLIDE PK M-(STD) RTA CODE IN PRICEBOOK PER MODEL | CH-08 MULTIPURPOSE | \$260.00 % 51.00 | \$127.40 | \$31,850.00 |
| 31 | 7 | GLB 6715 POPCORN, 21.375"w x 31.75"d x 51.75"h, High Density Dolly, For Polypropylene Models, Stacks Chairs up to 34"h, Fits through 80"H Door Frame, GLOBAL SEATING PK M-(STD) RTA CODE IN PRICEBOOK PER MODEL | CD-01 MULTIPURPOSE | \$815.00 % 51.00 | \$399.35 | \$2,795.45 |
| Subtotal: | | | | | | \$83,216.65 |
| 32 | 1 | FURN1276 FRT Furniture Lab Freight | | | \$6,611.33 | \$6,611.33 |
| 33 | 1 | LELA1520 FRT Leland Freight | | | \$2,400.00 | \$2,400.00 |
| 34 | 1 | GLS1056 LABOR Receive, deliver and install during normal working hours. | | | \$37,606.00 | \$37,606.00 |
| Subtotal: | | | | | | \$46,617.33 |
| Total: | | | | | | \$231,783.26 |

Approved By:

Name

Title

Date: _____

PO: _____

Quote is valid for 30 days from date. Signature indicates acceptance of proposal and Terms & Conditions. Thank you!

| Line | Qty | Description | Tag For | List/ Discount | Sell | Ext Sell |
|-------------|------------|--------------------|----------------|---------------------------|-------------|-----------------|
|-------------|------------|--------------------|----------------|---------------------------|-------------|-----------------|

TERMS AND CONDITIONS

INSTRUCTIONS TO VENDORS

This order is subject to the following instructions, terms and conditions of the City of Allen Texas (City).

1. Strict compliance with the terms and conditions of the Purchase Order is mandatory. No variations in quality or price are acceptable, without prior approval of the City Purchasing Manager or his/her authorized representative.
2. The vendor agrees that these Terms and Conditions shall govern all agreements with the City unless otherwise agreed to by a signed, written amendment separate from the contract. Absent a specific amendment, the below terms are binding and supersede any and all other terms and/or conditions of vendor whether oral or written, including but not limited to any vendor standard or general terms or conditions. No terms or conditions of vendor affecting the rights or defenses of City will apply if accessible only through an internet website link. In the event the terms and conditions herein conflict with the terms and conditions of any Specifications issued by the City in conjunction with this purchase, the Specifications shall supersede.
3. The City Purchase Order number MUST appear on all invoices, delivery memoranda and correspondence. Address all communications, excluding invoices, with this Purchase Order to purchasingauto@allentx.gov or 214-509-4630.
4. Certificate of Interested Parties (TEC Form 1295). For contracts that require City Council approval or that is for services that would require a person to register as a lobbyist under Chapter 305 of the Texas Government Code, the City may not accept or enter into a contract until it has received from the Vendor a completed and signed Texas Ethics Commission (TEC) Form 1295 complete with a certificate number assigned by the (TEC), pursuant to Texas Government Code § 2252.908 and the rules promulgated thereunder by the TEC. Failure to provide said form complete with a certificate number assigned by the TEC may prohibit the City from entering the Contract.

CONDITIONS OF PURCHASE

1. **VALIDATION:** This is a valid order only when a Purchase Order number appears in the space provided.
2. **AUTHORIZATION:** The City of Allen will not accept or pay for articles delivered or services performed without a specific written Purchase Order.
3. **CONFORMITY OF GOODS/SERVICES:** All goods to be delivered or services to be performed shall conform in every respect to the Specifications issued by the City in conjunction with its solicitation of bids or proposals. In the event no such Specifications were issued, the goods or services shall conform to the proposal submitted by vendor.
4. **PRICING:** Unit pricing shall be in strict conformity with the bid or proposal submitted by vendor, unless a price increase is authorized by the City Purchasing Official or his/her authorized representative. No additional charges or fees, save for "Transportation" charges as hereinafter provided, will be allowed.
5. **TAXES:** The City is exempt from the payment of (1) federal taxes, (2) federal transportation taxes, (3) Texas state or local sales taxes. If it is determined that the price quoted and recorded on this order or the invoice rendered includes any such taxes, the amount of the taxes will be deducted from the total of the invoice.
6. **INSURANCE:** Vendors on City property or public right-of-way for the City of Allen shall provide the City a certificate of insurance and policy endorsements evidencing the coverages and coverage provisions identified. Contractors shall provide the City evidence that all subcontractors performing work on the project have the same types and amounts of coverages as required or that the subcontractors are included under the contractor's policy. All insurance shall be endorsed to provide the following provisions: (1) name the City, its officers, agents and employees as additional insured's as to all applicable coverage with the exception of Workers Compensation Insurance and professional liability insurance; (2) provide for at least thirty (30) days prior written notice to the City for cancellation, non-renewal, or material change of the insurance; (3) provide for a waiver of subrogation against the City for injuries, including death, property damage, or any other loss to the extent the same is covered by the proceeds of insurance. A specific endorsement needs to be added to all policies, with a copy of the endorsement provided to the City that indicates the insurance company will provide to the City at least a thirty (30) day prior written notice for cancellation, non-renewal, and/or material changes of the policy. In the event the companies providing the required insurance are prohibited by law to provide any such specific endorsements, the vendor shall provide at least thirty (30) days prior written notice to the City

of any cancellation, non-renewal and/or material changes to any of the policies of insurance. A certificate of insurance and copies of policy endorsements evidencing the required insurance shall be submitted to the City prior to commencement of services. On every date of renewal of the required insurance policies, the vendor shall cause a certificate of insurance and policy endorsements to be issued evidencing the required insurance herein and delivered to the City. In addition, the vendor shall within ten (10) business days after written request provide the City with certificates of insurance and policy endorsements for the insurance required herein. The delivery of the certificates of insurance and policy endorsements to the City is a condition precedent to the payment of any amounts due to vendor by the City. The failure to provide valid certificates of insurance and policy endorsements shall be deemed a default and/or breach of the contract or agreement, as applicable. Questions regarding insurance should be directed to the City of Allen Purchasing or Risk Administrator.

7. **WARRANTY/GUARANTEES LAWS AND REGULATIONS:** By acceptance of this order, in addition to the guarantees and warranties provided by law, vendor expressly guarantees and warrants as follows:
 - a. That the articles to be delivered hereunder will be in full conformity with the specifications and agreed that this warranty shall survive acceptance of delivery and payment for the articles and that the vendor will bear the cost of inspecting and/or testing articles rejected.
 - b. That the articles to be delivered hereunder will not infringe an any valid patent, trademark, trade name, or copyright, and that the vendor will, at his own expense, defend any and all actions or suits charging such infringement and will save and hold harmless the City, its officers, employees, agents, and representatives from any and all claims, losses, liabilities and suits arising therefrom.
 - c. That the articles to be delivered hereunder will be manufactured, sold, and/or installed in compliance with the provisions of all applicable federal, state and local laws and regulations.
 - d. That nothing contained herein shall exclude or affect the operation of any implied warranties otherwise arising in favor of the City.
8. **TRANSPORTATION:** All shipments are to be made "F.O.B. Destination". When articles are sold "Freight Allowed" and the City Purchase Order so confirms, please prepay shipping charges and record prepaid charges as a separate item on invoice. It is understood that title of the merchandise appearing on this order will not pass until the merchandise is accepted at the delivery destination.
9. **INSPECTION, REJECTION, AND EXCESS SHIPMENT:** In addition to other rights provided by law, the City reserves the right (a) to inspect articles delivered and to return those which do not meet specifications or reasonable standards of quality, (b) to reject articles shipped contrary to instructions or in containers which do not meet recognized standards, and (c) to cancel the order if not filled within the time specified. The City may return rejected articles or excess shipment on this order or may hold the articles subject to the vendor's order and at his risk and expense and may in either event charge the vendor with the cost of shipping, unpacking, inspecting, repacking, reshipping and other like expenses.
10. **DELIVERY:** Exact address of delivery will be specified on the Purchase order, (a) such delivery shall be made between the hours of 8:00 a.m. and 5:00 p.m., Monday through Friday, except holidays, and (b) such delivery shall be made and articles shall be placed inside the building or designated rooms at no additional charge.
11. **INVOICES:** Invoices without reference to this Purchase Order number or which include items or services other than those shown on this order will not be paid. Send invoices to Finance: accountspayable@allentx.gov.
12. **PAYMENT:** Upon receipt of a properly executed invoice and verification of delivery from the consignee, payment will be processed for items or services delivered. The City of Allen payment terms are Net 30. The City reserves the right to withhold all or part of any payment if a genuine dispute exists as to the goods or services for which the payment is intended. The City will remit any undisputed portion, and the parties will exercise diligence to resolve the dispute. No invoice, quote or purchase order submitted by Vendor will modify any term of these Terms and Conditions.
13. **CANCELLATION:** The City reserves the right to cancel the contract without penalty based on the public convenience by providing 30 days' prior written notice to the vendor. Termination under this paragraph shall not relieve the vendor of any obligation or liability that has occurred prior to cancellation, and the City shall pay vendor for work performed, materials supplied or products ordered up to the date of termination. If the City has prepaid, the vendor shall refund the City's payment, prorated to the date of termination.
14. **MULTIYEAR CONTRACTS:** If the City's governing body does not appropriate funds to make any payment for a fiscal year after the City's fiscal year in which the contract becomes effective, funds have

not been appropriated, and there are no proceeds available for payment from the sale of bonds or other debt instruments, then this agreement automatically terminates at the beginning of the first day of the successive fiscal year. The City shall have the right to terminate the Contract at the end of any City fiscal year if the governing body of the City does not appropriate funds sufficient to continue the contract, as determined by the City's budget for the fiscal year in question. The City may execute such termination by giving vendor a written notice of termination at the end of its then current fiscal year.

15. **COMPLIANCE WITH CONTROLLING LAWS:** Any offer to contract with the City shall be considered an executed certification that the Vendor will comply with all federal, state, and local laws, statutes, ordinances, rules and regulations, (as amended during the contracting period) and any orders and decrees of any court, administrative bodies or tribunals in any matter affecting the performance of the Contract, including without limitation, immigration laws, workers' compensation laws, minimum and maximum salary and wage statutes and regulations, and licensing laws and regulations. The laws of the State of Texas control this agreement. Exclusive venue for any action arising under this agreement shall be in Collin County, Texas.
16. **LIABILITY LIMITATIONS.** Any provision of the agreement or any other document associated with this agreement is void and unenforceable if it: (1) limits or releases either party from liability that would exist by law in the absence of the provision; (2) creates liability for either party that would not exist by law in the absence of the provision; or (3) waives or limits either party's rights, defenses, remedies, or immunities that would exist by law in the absence of the provision. Any provision of the agreement that seeks to waive the City's immunity from suit and/or liability is void.
17. **INDEMNIFICATION:** Vendor shall release, defend, indemnify and hold harmless City, its officers, agents and employees from and against all liability, damages, injuries (including death), claims, property damages, (including loss of use), losses, demands, suits, judgments and costs, including reasonable attorney's fees and expenses, caused by or resulting from the negligence, gross negligence, intentional tort, intellectual property right infringement, or failure to pay a subcontractor or supplier committed by the vendor, its agent, or consultant under contract, or any other person or entity over which the vendor exercises control (hereinafter "Claims"). Vendor is expressly required to defend City against all such claims. Indemnified items shall include reasonable attorney's fees and costs, and settlement costs. The obligations of the vendor shall not be limited to the limits of any insurance required to be maintained by the vendor.
18. **VIRUSES AND MALWARE.** vendor's indemnity obligations extend to its failure to implement and maintain reasonable measures to protect the City and the City's facilities from data breaches and the introduction into the City's computer network of any programs, mechanisms, programming devices, malware or other computer code (i) designed to disrupt, disable, harm, or otherwise impede in any manner the operation of any software program or code, or any computer system or network (commonly referred to as "malware", "spyware", "viruses" or "worms"); (ii) that would disable or impair the operation thereof or of any software, computer system or network in any way based on the elapsing of a period of time or the advancement to a particular date or other numeral (referred to as "time bombs", "time locks", or "drop dead" devices); (iii) is designed to or could reasonably be used to permit a party or any third party to access any computer system or network (referred to as "trojans", "traps", "access codes" or "trap door" devices); or (iv) is designed to or could reasonably be used to permit a party or any third party to track, monitor or otherwise report the operation and use of any software program or any computer system or network by the other party or any of its customers. The vendor will hold harmless, indemnify and defend the City from and against data breaches and malware, ransomware, viruses or other electronic software, routines, programs, codes or devices that may damage or impair the City's computer facilities arising from the vendor's performance under this agreement.
19. **BOYCOTT PROHIBITIONS:** Prohibition of Boycott Israel: By accepting this purchase order, Vendor verifies that it does not Boycott Israel, and agrees that during the term of this Contract will not Boycott Israel as that term is defined in Texas Government Code Section 808.001, as amended. Prohibition of Boycott of Energy Companies: By accepting this purchase order, Vendor verifies that is does not Boycott Energy Companies and agrees that during the term of this Agreement will not Boycott Energy Companies as that term is defined in Texas Government Code Section 809.001, as amended. Prohibition of Discrimination Against Firearm Entities and Firearm Trade Associations: By accepting this purchase order, Vendor verifies that is does not have a practice, policy, guidance, or directive that discriminates against a firearm entity or firearm trade association; and (ii) will not discriminate during

the term of the contract against a firearm entity or firearm trade association. Iran, Sudan, and Foreign Terrorist Organizations. Vendor represents that neither Vendor nor any of its parent company, wholly-owned subsidiaries, majority-owned subsidiaries, and other affiliates is a company identified on a list prepared and maintained by the Texas Comptroller of Public Accounts under Section 2252.153 or Section 2270.0201, Texas Government Code, and posted on any of the lists of the Comptroller's internet website. "Affiliate" means any for-profit entity that controls, is controlled by, or is under common control with vendor.

PLEASE RETURN AND SIGNED THIS RIDER

GL Seaman & Company

Name of Company

Ashley Lowrance, President and CEO

(Print Name, Title)


Signature and Date

01/07/2026

CITY COUNCIL REGULAR MEETING AGENDA COMMUNICATION

| | |
|---------------------------------|--|
| AGENDA DATE: | Tuesday, January 27, 2026, 7:00 PM |
| AGENDA CAPTION: | Authorize the City Manager to execute an agreement with WeBuildFun, Inc., for playground and shade installation at Quail Run Park for \$399,347. |
| STAFF RESOURCE: | Kate Meacham, Director, Parks and Recreation |
| BOARD/COMMISSION ACTION: | None |
| PREVIOUS COUNCIL ACTION: | None |
| STRATEGIC PLANNING GOAL: | Safe and livable community for all. |

BACKGROUND:

Public playground equipment, like all other public infrastructure, requires periodic and routine maintenance, upgrades, and redevelopment. The 2021 Parks and Open Space Master Plan notes that 75% of survey respondents expressed that existing parks should be upgraded and/or improved to include additional facilities. Staff has historically identified the need for playground replacements based on specific requirements regarding maintenance concerns and the age of structures, but it is important to note that the citizens of Allen also expect to see playground improvements made on a regular basis for both aesthetic and safety reasons.

The Parks and Open Space Master Plan goes into detail on existing parks' needs and notes that while staff maintains our parks and facilities at high levels, replacements, upgrades, and improvements eventually become necessary, and it is critical to continue the trend of replacements and upgrades throughout the park system. The Parks and Recreation Department has multiple employees who are Certified Playground Safety Inspectors (C.P.S.I.), and they perform regular and routine inspections of playgrounds to ensure compliance with the guidelines established by the U.S. Consumer Product Safety Commission (CPSC) Public Playground Safety Handbook. These inspections and the guidelines established by the CPSC are the most significant factors used in determining the need for playground equipment replacement.

The playground at Quail Run Park was installed in 2005. The typical lifespan of public playground equipment ranges from 15-20 years. While many parks are around the same age, staff has prioritized it as needing replacement based on current inspection conditions and maintenance records.

WeBuildFun is a full-service playground company. They work directly with the manufacturer to develop and design the playground and purchase the materials, and they have their own construction crew to complete the installation and required site work. The proposal includes responsibility for the demolition of the existing playground, grading, new drainage system and subsurface establishment, playground design, and installation.

BUDGETARY IMPACT:

The playground equipment was procured through BuyBoard Contract No. 781-25, allowing the City to work directly with the selected vendor at a discounted rate and eliminating the need for a competitive bid. The project is funded by Park Dedication Fees, which are collected from new residential developments and restricted for use in the development and improvement of neighborhood parks within the quadrant where the fees are generated. Quail Run Park is located in the Northwest Quadrant; therefore, this project will be funded from the NW Quadrant Park Dedication Fee account, which currently has a balance of \$1,483,262.

STAFF RECOMMENDATION:

Staff recommends approval.

MOTION:

I make a motion to authorize the City Manager to execute an agreement with WeBuildFun, Inc., for playground and shade installation at Quail Run Park for \$399,347.

CITY COUNCIL REGULAR MEETING AGENDA COMMUNICATION

| | |
|---------------------------------|---|
| AGENDA DATE: | Tuesday, January 27, 2026, 7:00 PM |
| AGENDA CAPTION: | Authorize the City Manager to execute an agreement with Whirlix, Inc., for playground and shade installation at Bradford Crossing Park for \$600,000. |
| STAFF RESOURCE: | Kate Meacham, Director, Parks and Recreation |
| BOARD/COMMISSION ACTION: | June 16, 2025 - Funding approved by the Allen Community Development Corporation in the amount of \$625,000. |
| PREVIOUS COUNCIL ACTION: | None |
| STRATEGIC PLANNING GOAL: | Safe and livable community for all. |

BACKGROUND:

Public playground equipment, like all other public infrastructure, requires periodic and routine maintenance, upgrades, and redevelopment. The 2021 Parks and Open Space Master Plan notes that 75% of survey respondents expressed that existing parks should be upgraded and/or improved to include additional facilities. Staff has historically identified the need for playground replacements based on specific requirements regarding maintenance concerns and the age of structures, but it is important to note that the citizens of Allen also expect to see playground improvements made on a regular basis for both aesthetic and safety reasons.

The Parks and Open Space Master Plan goes into detail on existing parks' needs and notes that while staff maintains our parks and facilities at high levels, replacements, upgrades, and improvements eventually become necessary, and it is critical to continue the trend of replacements and upgrades throughout the park system. The Parks and Recreation Department has multiple employees who are Certified Playground Safety Inspectors (C.P.S.I.), and they perform regular and routine inspections of playgrounds to ensure compliance with the guidelines established by the U.S. Consumer Product Safety Commission (CPSC) Public Playground Safety Handbook. These inspections and the guidelines established by the CPSC are the most significant factors used in determining the need for playground equipment replacement.

The playground at Bradford Crossing Park was installed in 2004. The typical lifespan of public playground equipment ranges from 15-20 years. While many parks are around the same age, staff has prioritized it as needing replacement based on current inspection conditions and maintenance records.

Whirlix Design is a full-service playground company. They work directly with the manufacturer to develop and design the playground and purchase the materials, and they have their own construction crew to complete the installation and required site work. The proposal includes responsibility for the demolition of the existing playground, grading, new drainage system and subsurface establishment, playground design, and installation.

BUDGETARY IMPACT:

The purchase of this playground equipment is proposed to be made through BuyBoard Purchasing Cooperative contract #781-25 allowing the City to work directly the selected vendor at a discounted rate and eliminating the need for a competitive bid. Funds are identified in Parks' CIP Project PR2602, funded by the Allen Community Development Corporation which became available in October 2025.

STAFF RECOMMENDATION:

Staff recommends approval.

MOTION:

I make a motion to authorize the City Manager to execute an agreement with Whirlix, Inc., for playground and shade installation at Bradford Crossing Park for \$600,000.

CITY COUNCIL REGULAR MEETING AGENDA COMMUNICATION

AGENDA DATE: Tuesday, January 27, 2026, 7:00 PM

AGENDA CAPTION: Authorize the purchase of servers and infrastructure from FreeIt Data Solutions, to support the Allen Police Department Digital Forensics Unit's Data Storage and Evidence Preservation requirements for \$339,452.

STAFF RESOURCE: Kyle Taliaferro, Assistant Chief of Police

BOARD/COMMISSION ACTION: None

PREVIOUS COUNCIL ACTION: None

STRATEGIC PLANNING GOAL: Safe and livable community for all.

BACKGROUND:

The Allen Police Department's Digital Forensics Unit supports nearly every modern criminal investigation through the acquisition, analysis, and long-term retention of digital evidence. Recent growth in both the number of devices processed and the volume of data extracted has exceeded the practical limits of the unit's current storage infrastructure. As device capacities continue to increase, the average data extraction per case has risen substantially; in 2025 alone, the unit extracted more than 100 terabytes (TB) of data.

Currently, the Digital Forensics Unit relies on multiple Network Attached Storage (NAS) systems that are operating near capacity and approaching critical limitations related to power, physical space, and performance. Digital evidence storage requirements have grown at an average rate of approximately 25 percent annually over the past three years, a trend that is expected to continue.

Without an upgrade to the existing storage infrastructure, the department faces an increased risk of hardware failure and potential data loss, degraded system performance during concurrent investigations, and limited scalability within current facility constraints. These risks directly impact evidence integrity, investigative efficiency, and the unit's ability to meet legal and operational obligations.

This request represents a necessary infrastructure investment to ensure the secure preservation of digital evidence, maintain investigative effectiveness, and support long-term operational continuity. The proposed solution positions the department to responsibly meet both current and future digital evidence demands. The Digital Forensics Unit has worked collaboratively with the Information Technology Department to identify a viable and sustainable solution that addresses both storage capacity and operational requirements.

BUDGETARY IMPACT:

These funds were authorized in the FY26 Budget.

STAFF RECOMMENDATION:

Staff Recommends approval.

MOTION:

I make a motion authorizing the purchase of servers and infrastructure from Free It Data Solutions, to support the Police Department's Digital Forensics Unit's data storage and evidence preservation requirements for \$339,452.

CITY COUNCIL REGULAR MEETING AGENDA COMMUNICATION

AGENDA DATE: Tuesday, January 27, 2026, 7:00 PM

AGENDA CAPTION: Receive the Quarterly Financial Report for the period ending September 30, 2025.

STAFF RESOURCE: Pete Phillis, Chief Financial Officer

BOARD/COMMISSION ACTION: None

PREVIOUS COUNCIL ACTION: None

STRATEGIC PLANNING GOAL: Financially sound and transparent City government.

BACKGROUND:

Financial reports are prepared each quarter for the General Fund, Water and Sewer Fund, and other relevant funds. Attached are copies of the unaudited reports for the period ending September 30, 2025. In the fourth quarter, total revenues reached \$389,781,154, which is 118.4% of the budgeted amount. Total expenditures were \$400,208,409, which is 126.9% of the budgeted amount. This report includes data from the fourth quarter of the last fiscal year, along with actual figures from the prior fiscal year for comparison.

STAFF RECOMMENDATION:

Staff recommends approval.

MOTION:

I make a motion to receive the Quarterly Financial Report for period ending September 30, 2025.

Attachments

[Q4 FY25 Financials](#)

[2025 Qtr 4 Memo](#)



CITY OF ALLEN, TEXAS
QUARTERLY FINANCIAL REPORT
For the Quarter Ended
September 30, 2025
(Unaudited)

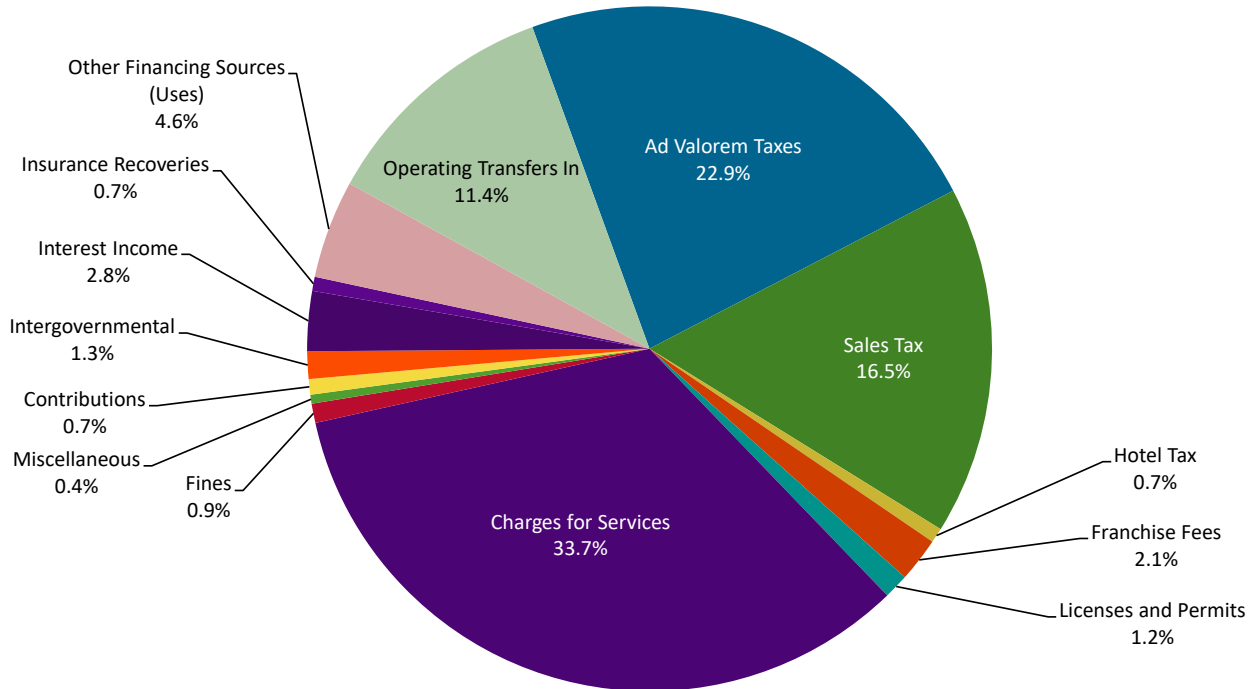
Prepared by: City of Allen Finance Department

City of Allen
FY2025 Quarterly Statement of Actual Revenues & Expenditures
For the Fiscal Year 2024-2025
4th Quarter Financial Report

| | General Fund | Debt Service | TIF Fund | Enterprise Funds | | | | | Spec. Rev. Hotel Occup. Tax |
|--------------------------------|--------------------|-------------------|------------------|-------------------|------------------|------------------|------------------|-------------------|-----------------------------|
| | | | | Water & Sewer | Solid Waste | Drainage Utility | Golf Course | Event Center | |
| REVENUES | | | | | | | | | |
| Ad Valorem Taxes | 66,300,468 | 20,037,063 | 2,947,161 | - | - | - | - | - | - |
| Sales Tax | 32,165,442 | - | 223,718 | - | - | - | - | - | - |
| Hotel Tax | - | - | - | - | - | - | - | - | 2,696,117 |
| Franchise Fees | 8,063,989 | - | - | - | - | - | - | - | - |
| Licenses and Permits | 3,959,078 | - | - | - | - | - | - | - | 25,388 |
| Charges for Services | 10,642,246 | - | - | 74,095,681 | 8,980,407 | 2,387,113 | 5,464,955 | 8,160,303 | - |
| Fines | 3,004,773 | - | - | - | - | - | - | - | - |
| Miscellaneous | 567,133 | - | - | 537,585 | 36,557 | 400 | 4,558 | 48,444 | - |
| Contributions | 61,809 | - | - | 2,772,031 | - | - | 12,500 | - | - |
| Intergovernmental | 2,960,553 | - | 227,513 | - | - | - | - | 717,436 | - |
| Interest Income | 5,390,124 | 534,186 | 406,872 | 2,097,057 | 53,895 | 42,437 | 106,837 | 2,561 | 86,578 |
| Insurance Recoveries | 421,894 | - | - | 3,858 | - | - | 16,566 | - | - |
| Other Financing Sources (Uses) | 33,025 | - | - | 66,122 | - | - | 7,652 | 20,193 | - |
| Operating Transfers In | 14,716,479 | - | - | 3,957,126 | - | - | 1,400 | 1,700,000 | - |
| TOTAL REVENUES | 148,287,013 | 20,571,249 | 3,805,265 | 83,529,460 | 9,070,859 | 2,429,950 | 5,614,468 | 10,648,938 | 2,808,084 |

| | | | | | | | | | |
|---------------------------|--------------------|-------------------|------------------|-------------------|------------------|------------------|------------------|-------------------|------------------|
| EXPENDITURES | | | | | | | | | |
| Salaries | 69,519,959 | - | - | 5,402,524 | 554,346 | 586,030 | 1,501,862 | 2,311,107 | 434,976 |
| Benefits | 27,232,877 | - | - | 2,600,297 | 227,432 | 330,740 | 721,416 | 1,152,837 | 168,331 |
| Operating Costs | 24,347,669 | - | 847,623 | 38,850,807 | 2,800,469 | 224,767 | 645,938 | 2,986,854 | 1,387,481 |
| Supplies | 2,033,004 | - | - | 430,473 | 34,457 | 65,306 | 287,678 | 181,375 | 7,253 |
| Maintenance | 5,816,742 | - | - | 1,459,517 | 4,012 | 298,148 | 182,685 | 503,450 | 202 |
| Professional Services | 8,445,470 | - | - | 2,275,697 | 4,361,870 | 301,046 | 959,129 | 4,104,743 | 205,161 |
| Debt Service | - | 21,076,089 | - | 1,188,078 | - | - | - | - | - |
| Capital | 903,055 | - | - | 8,794,017 | 50,657 | 164,642 | 401,946 | 12,019 | - |
| Operating Transfers Out | 6,021,746 | - | 3,833,265 | 13,590,639 | 1,566,400 | 501,633 | - | - | 350,000 |
| TOTAL EXPENDITURES | 144,320,522 | 21,076,089 | 4,680,888 | 74,592,050 | 9,599,642 | 2,472,313 | 4,700,656 | 11,252,385 | 2,553,404 |

Breakdown of YTD Revenue Actuals by Character - All Funds

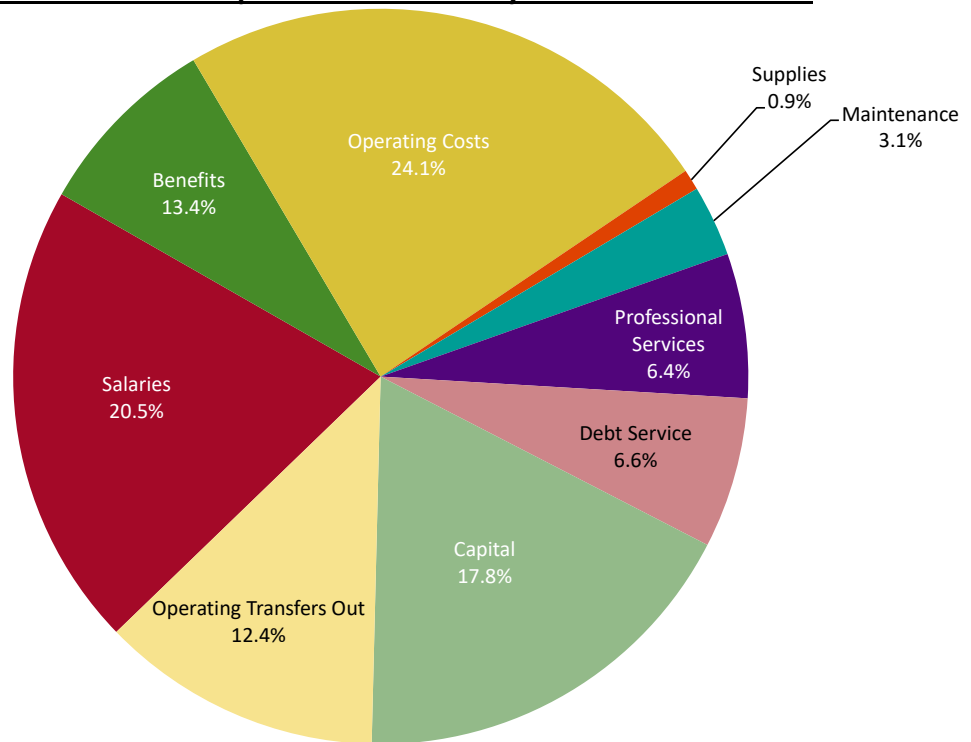


City of Allen
FY2025 Quarterly Statement of Actual Revenues & Expenditures
For the Fiscal Year 2024-2025
4th Quarter Financial Report

| Special Revenue | | | | Internal Service Funds | | | Component Units | | YTD FY2025 Actual | Total FY2025 Budget | Percent of Budget |
|---------------------|--------------------|---------------|------------------------------|------------------------|-------------------------|--------------------|-------------------------|--------------------------|-------------------------|---------------------------|----------------------|
| Asset Forfeiture | Special Revenue | Grant Fund | Neighborhood Reinvestment | Replacement Fund | Facility Maintenance | Risk Management | Economic Development | Community Development | | | |
| - | - | - | - | - | - | - | - | - | 89,284,692 | 90,156,906 | 99.0% |
| - | - | - | - | - | - | - | 15,936,483 | 15,936,483 | 64,262,127 | 64,659,728 | 99.4% |
| - | - | - | - | - | - | - | - | - | 2,696,117 | 2,418,156 | 111.5% |
| - | 70,421 | - | - | - | - | - | - | - | 8,134,410 | 7,800,186 | 104.3% |
| - | 604,540 | - | - | - | - | - | - | - | 4,589,006 | 2,733,875 | 167.9% |
| - | - | - | - | 2,622,677 | 1,800,000 | 17,338,158 | - | - | 131,491,541 | 128,094,433 | 102.7% |
| 241,823 | 271,841 | - | - | - | - | - | - | - | 3,518,437 | 1,866,284 | 188.5% |
| - | - | - | - | 15 | - | - | 461,045 | 15 | 1,655,737 | 513,987 | 322.1% |
| - | - | - | 15,000 | - | - | - | - | - | 2,861,340 | 64,700 | 4422.5% |
| - | - | 1,147,788 | - | - | - | - | - | - | 5,053,291 | 6,535,852 | 77.3% |
| 7,494 | 7,135 | - | 5,373 | 644,683 | 48,003 | 445,152 | 704,702 | 427,528 | 11,010,617 | 5,439,238 | 202.4% |
| - | - | - | - | 20,055 | 7,300 | 2,095,624 | - | - | 2,565,298 | 607,600 | 422.2% |
| 9,223 | - | - | - | 361,254 | - | - | 17,599,486 | - | 18,096,955 | 260,000 | 6960.4% |
| - | - | 15,329 | 170,960 | - | - | - | 24,000,293 | - | 44,561,586 | 18,030,954 | 247.1% |
| 258,541 | 953,937 | 1,163,117 | 191,333 | 3,648,684 | 1,855,303 | 19,878,935 | 58,702,008 | 16,364,011 | 389,781,154 | 329,181,899 | 118.4% |

| | | | | | | | | | | | |
|---------|---------|-----------|-----------|-----------|-----------|------------|------------|------------|-------------|-------------|--------|
| - | 77,201 | - | - | - | - | 440,265 | 853,088 | 268,776 | 81,950,134 | 83,486,460 | 98.2% |
| - | - | - | - | - | - | 173,337 | 284,477 | 96,640 | 32,988,384 | 31,854,205 | 103.6% |
| - | 21,660 | 48,220 | - | - | 252 | 17,647,559 | 5,926,149 | 553,337 | 96,288,786 | 99,665,340 | 96.6% |
| 95,574 | 18,184 | 102,374 | - | 123,219 | 264 | 10,557 | 11,112 | 267,087 | 3,667,917 | 4,229,863 | 86.7% |
| - | - | 252,577 | - | - | 574,306 | 3,578 | - | 3,423,077 | 12,518,293 | 9,956,106 | 125.7% |
| 53,301 | 11,802 | 594,110 | 1,324,192 | 26,624 | 16,627 | 527,330 | 1,603,250 | 610,784 | 25,421,136 | 22,092,436 | 115.1% |
| - | - | - | - | - | - | - | 1,836,320 | 2,412,546 | 26,513,032 | 27,637,544 | 95.9% |
| - | 22,315 | 165,835 | - | 6,108,501 | 958,346 | - | 50,673,601 | 3,041,520 | 71,296,456 | 14,629,123 | 487.4% |
| - | - | - | - | - | - | - | 114,745 | 23,585,843 | 49,564,270 | 21,882,933 | 226.5% |
| 148,875 | 151,162 | 1,163,117 | 1,324,192 | 6,258,344 | 1,549,795 | 18,802,625 | 61,302,742 | 34,259,609 | 400,208,409 | 315,434,010 | 126.9% |

Breakdown of YTD Expenditure Actuals by Character - All Funds



CITY OF ALLEN
General Fund
FY2025 Quarterly Statement of Revenues & Expenditures Compared to Budget
With Comparative Information from Prior Fiscal Year

| REVENUE | Original FY2025 Budget | Revised FY2025 Budget | 4th Quarter FY2025 Actual | YTD Actual as of 9/30/25 | Percent of Original Budget | Original FY2024 Budget | 4th Quarter FY2024 YTD Actual | Percent of Original Budget |
|----------------------|------------------------------|-----------------------------|---------------------------------|--------------------------------|----------------------------------|------------------------------|-------------------------------------|----------------------------------|
| Property Taxes | \$ 66,751,327 | \$ 66,751,327 | \$ 391,554 | \$ 66,300,468 | 99.3% | \$ 62,045,375 | \$ 62,144,430 | 100.2% |
| Sales Tax | 32,488,068 | 32,444,420 | 13,711,287 | 32,165,442 | 99.0% | 31,255,779 | 31,360,809 | 100.3% |
| Franchise Fees | 7,684,829 | 8,021,755 | 3,801,184 | 8,063,989 | 104.9% | 7,418,414 | 7,642,111 | 103.0% |
| Licenses & Permits | 2,733,875 | 3,618,732 | 684,401 | 3,959,078 | 144.8% | 2,215,435 | 3,846,034 | 173.6% |
| Charges for Services | 9,518,206 | 9,921,138 | 2,923,333 | 10,642,246 | 111.8% | 8,247,781 | 8,698,052 | 105.5% |
| Fines | 1,573,433 | 2,832,433 | 875,014 | 3,004,773 | 191.0% | 1,329,588 | 1,815,042 | 136.5% |
| Miscellaneous | 280,167 | 649,607 | 217,007 | 600,158 | 214.2% | 2,274,877 | 550,062 | 24.2% |
| Interest Income | 3,629,873 | 3,629,873 | 1,540,242 | 5,390,124 | 148.5% | 2,733,004 | 6,815,962 | 249.4% |
| Contributions | 64,700 | 125,750 | 32,787 | 61,809 | 95.5% | 57,925 | 131,019 | 226.2% |
| Intergovernmental | 2,049,882 | 2,609,570 | 717,867 | 2,960,553 | 144.4% | 261,304 | 2,069,112 | 791.8% |
| Insurance recoveries | 31,600 | 31,600 | 335,095 | 421,894 | 1335.1% | - | 37,898 | |
| Transfers In | 14,292,145 | 13,809,514 | 7,498,570 | 14,716,479 | 103.0% | 11,090,008 | 10,835,138 | 97.7% |
| TOTAL Revenue | \$ 141,098,105 | \$ 144,445,719 | \$ 32,728,340 | \$ 148,287,013 | 105.1% | \$ 128,929,490 | \$ 135,945,669 | 105.4% |

| EXPENDITURES | Original FY2025 Budget | Revised FY2025 Budget | 4th Quarter FY2025 Actual | YTD Actual as of 9/30/25 | Percent of Original Budget | Original FY2024 Budget | 4th Quarter FY2024 YTD Actual | Percent of Original Budget |
|---------------------------------|------------------------------|-----------------------------|---------------------------------|--------------------------------|----------------------------------|------------------------------|-------------------------------------|----------------------------------|
| <i>General Government</i> | | | | | | | | |
| City Administration | \$ 1,541,337 | \$ 1,535,363 | \$ 479,868 | \$ 1,524,329 | 98.9% | \$ 1,428,613 | \$ 1,517,652 | 106.2% |
| City Secretary | 1,173,398 | 1,172,758 | 293,463 | 1,045,505 | 89.1% | 1,042,390 | 1,351,688 | 129.7% |
| Public & Media Relations | 1,976,609 | 1,966,023 | 594,833 | 1,885,638 | 95.4% | 1,796,676 | 1,764,576 | 98.2% |
| Information Technology | 7,684,033 | 7,024,199 | 2,453,932 | 7,565,793 | 98.5% | 6,645,375 | 6,637,400 | 99.9% |
| Human Resources | 1,704,674 | 1,697,938 | 430,398 | 1,520,141 | 89.2% | 1,390,584 | 1,245,869 | 89.6% |
| Internal Services | 10,260,073 | 10,293,773 | 7,982,226 | 14,399,127 | 140.3% | 9,196,780 | 14,008,527 | 152.3% |
| Finance | 4,217,129 | 4,215,185 | 1,181,043 | 4,010,806 | 95.1% | 4,080,725 | 3,925,480 | 96.2% |
| Municipal Court | 1,165,611 | 1,025,105 | 388,472 | 1,217,631 | 104.5% | 1,086,016 | 1,026,750 | 94.5% |
| Building Maintenance | 1,871,063 | 2,179,078 | 581,918 | 1,816,818 | 97.1% | 1,610,960 | 1,799,734 | 111.7% |
| Service Center | 183,743 | 183,743 | 28,805 | 50,272 | 27.4% | 205,287 | 169,927 | 82.8% |
| <i>Public Safety</i> | | | | | | | | |
| Fire | 26,700,881 | 25,752,546 | 8,151,246 | 27,545,476 | 103.2% | 25,101,945 | 24,929,760 | 99.3% |
| Police | 38,511,810 | 38,380,013 | 12,003,016 | 40,394,423 | 104.9% | 35,007,569 | 37,753,522 | 107.8% |
| <i>Public Works</i> | | | | | | | | |
| Community Services Admin | 860,271 | 754,385 | 300,053 | 896,482 | 104.2% | 862,477 | 847,274 | 98.2% |
| Streets | 2,670,549 | 3,134,671 | 829,423 | 2,934,051 | 109.9% | 3,480,066 | 2,938,843 | 84.4% |
| Engineering | 6,023,097 | 5,952,779 | 1,826,473 | 4,705,173 | 78.1% | 3,952,207 | 3,943,057 | 99.8% |
| <i>Culture & Recreation</i> | | | | | | | | |
| Library | 4,242,860 | 4,254,214 | 1,214,109 | 4,041,225 | 95.2% | 3,968,683 | 3,868,224 | 97.5% |
| Parks & Recreation | 24,541,597 | 24,411,868 | 7,970,543 | 23,281,638 | 94.9% | 23,018,978 | 21,587,864 | 93.8% |
| <i>Community Development</i> | | | | | | | | |
| Community Development | 5,296,744 | 5,164,343 | 1,359,043 | 4,582,940 | 86.5% | 4,879,159 | 4,488,523 | 92.0% |
| <i>Capital Expenditures</i> | | | | | | | | |
| Capital Expenditures | 472,627 | 534,444 | 413,987 | 903,055 | 191.1% | 175,000 | 318,358 | 181.9% |
| TOTAL Expenditures | \$ 141,098,105 | \$ 139,632,428 | \$ 48,482,854 | \$ 144,320,522 | 102.3% | \$ 128,929,490 | \$ 134,123,027 | 104.0% |

CITY OF ALLEN
Debt Service Fund
FY2025 Quarterly Statement of Revenues & Expenditures Compared to Budget
With Comparative Information from Prior Fiscal Year

| REVENUE | | | | | | | | |
|----------------------|------------------------------|-----------------------------|---------------------------------|--------------------------------|----------------------------------|------------------------------|-------------------------------------|----------------------------------|
| Revenue Source | Original FY2025 Budget | Revised FY2025 Budget | 4th Quarter FY2025 Actual | YTD Actual as of 9/30/25 | Percent of Original Budget | Original FY2024 Budget | 4th Quarter FY2024 YTD Actual | Percent of Original Budget |
| Property Taxes | \$ 20,396,378 | \$ 20,396,378 | \$ 115,886 | \$ 20,037,063 | 98.2% | \$ 18,934,142 | \$ 18,689,627 | 98.7% |
| Interest Income | 258,582 | 258,582 | 112,472 | 534,186 | 206.6% | 108,766 | 606,486 | 557.6% |
| TOTAL Revenue | \$ 20,654,960 | \$ 20,654,960 | \$ 228,358 | \$ 20,571,249 | 99.6% | \$ 19,042,908 | \$ 19,296,113 | 101.3% |

| EXPENDITURES | | | | | | | | |
|-----------------------------|------------------------------|-----------------------------|---------------------------------|--------------------------------|----------------------------------|------------------------------|-------------------------------------|----------------------------------|
| | Original FY2025 Budget | Revised FY2025 Budget | 4th Quarter FY2025 Actual | YTD Actual as of 9/30/25 | Percent of Original Budget | Original FY2024 Budget | 4th Quarter FY2024 YTD Actual | Percent of Original Budget |
| Principal | \$ 12,725,000 | \$ 12,725,000 | \$ 12,750,000 | \$ 12,750,000 | 100.2% | \$ 13,635,000 | \$ 13,635,000 | 100.0% |
| Interest and Fiscal Charges | 8,299,828 | 8,299,828 | 4,394,010 | 8,357,880 | 100.7% | 5,211,856 | 5,246,680 | 100.7% |
| TOTAL Expenditures | \$ 21,024,828 | \$ 21,024,828 | \$ 17,144,010 | \$ 21,107,880 | 100.4% | \$ 18,846,856 | \$ 18,881,680 | 100.2% |

CITY OF ALLEN
Tax Increment Financing (TIF) Fund
FY2025 Quarterly Statement of Revenues & Expenditures Compared to Budget
With Comparative Information from Prior Fiscal Year

| REVENUE | Original FY2025 Budget | Revised FY2025 Budget | 4th Quarter FY2025 Actual | YTD Actual as of 9/30/25 | Percent of Original Budget | Original FY2024 Budget | 4th Quarter FY2024 YTD Actual | Percent of Original Budget |
|--|------------------------------|-----------------------------|---------------------------------|--------------------------------|----------------------------------|------------------------------|-------------------------------------|----------------------------------|
| <i>TIF#1 - Montgomery Farms</i> | | | | | | | | |
| Property Taxes | \$ 612,934 | \$ 634,897 | \$ - | \$ 634,897 | 103.6% | \$ 797,811 | \$ 702,422 | 88.0% |
| Intergovernmental | 190,660 | 227,513 | - | 227,513 | 119.3% | 190,660 | 249,548 | 130.9% |
| <i>TIF#2 - Central Business District</i> | | | | | | | | |
| Property Taxes | 2,396,267 | 2,312,264 | - | 2,312,264 | 96.5% | 2,229,603 | 2,162,350 | 97.0% |
| Sales Tax | 222,674 | 192,000 | 223,718 | 223,718 | 100.5% | 222,674 | 186,879 | 83.9% |
| <i>Non-Operating Revenues</i> | | | | | | | | |
| Interest Income | 173,702 | 231,059 | 155,415 | 406,872 | 234.2% | 119,518 | 537,144 | 449.4% |
| TOTAL Revenues | \$3,596,237 | \$3,597,733 | \$ 379,132 | \$3,805,265 | 105.8% | \$3,560,266 | \$ 3,838,343 | 107.8% |

| EXPENDITURES | Original FY2025 Budget | Revised FY2025 Budget | 4th Quarter FY2025 Actual | YTD Actual as of 9/30/25 | Percent of Original Budget | Original FY2024 Budget | 4th Quarter FY2024 YTD Actual | Percent of Original Budget |
|--|------------------------------|-----------------------------|---------------------------------|--------------------------------|----------------------------------|------------------------------|-------------------------------------|----------------------------------|
| <i>TIF#1 - Montgomery Farms</i> | | | | | | | | |
| Economic Grant Expenses | \$ 755,760 | \$ 847,624 | \$ 847,623 | \$ 847,623 | 112.2% | \$ 755,760 | \$ 935,002 | 123.7% |
| Transfers Out - GF G&A | 17,000 | 17,000 | 8,500 | 17,000 | 100.0% | 17,000 | 15,000 | |
| <i>TIF#2 - Central Business District</i> | | | | | | | | |
| Operational Support | - | 3,799,265 | - | 3,799,265 | | - | - | |
| Transfers Out - GF G&A | 17,000 | 17,000 | 8,500 | 17,000 | 100.0% | 17,000 | 15,000 | 88.2% |
| TOTAL Expenditures | \$ 789,760 | \$4,680,889 | \$ 864,623 | \$4,680,888 | 592.7% | \$ 789,760 | \$ 965,002 | 122.2% |

CITY OF ALLEN
Water & Sewer Fund
FY2025 Quarterly Statement of Revenues & Expenditures Compared to Budget
With Comparative Information from Prior Fiscal Year

| REVENUES | Original FY2025 Budget | Revised FY2025 Budget | 4th Quarter FY2025 Actual | YTD Actual as of 9/30/25 | Percent of Original Budget | Original FY2024 Budget | 4th Quarter FY2024 YTD Actual | Percent of Original Budget |
|-------------------------------|------------------------------|-----------------------------|---------------------------------|--------------------------------|----------------------------------|------------------------------|-------------------------------------|----------------------------------|
| <i>Operating Revenues</i> | | | | | | | | |
| Water Sales | \$41,833,086 | \$ 42,087,755 | \$18,483,920 | \$42,151,542 | 100.2% | \$38,401,346 | \$40,045,794 | 104.3% |
| Sewer Charges | 31,664,898 | 30,607,024 | 11,564,343 | 31,062,924 | 101.5% | 29,136,447 | 29,039,194 | 99.7% |
| Connections | 70,000 | 70,000 | 15,956 | 105,943 | 151.3% | 80,000 | 73,647 | 92.1% |
| Service Charges | 776,500 | 801,500 | 218,479 | 775,272 | 96.7% | 666,900 | 803,714 | 120.5% |
| Miscellaneous | 100,000 | 224,017 | 33,102 | 603,707 | 269.5% | 335,000 | 902,596 | 269.4% |
| <i>Non-Operating Revenues</i> | | | | | | | | |
| Development Fees | - | - | 336,714 | 2,772,031 | | - | 2,581,713 | |
| Interest Income | 244,706 | 244,706 | 835,814 | 2,097,057 | 857.0% | 189,381 | 2,613,835 | 1380.2% |
| Insurance Recoveries | 60,000 | 10,000 | 2,298 | 3,858 | | - | 75,945 | |
| Operating Transfer In | 917,830 | 3,957,126 | 34,010 | 3,957,126 | 100.0% | 1,433,136 | 3,842,342 | 268.1% |
| TOTAL Revenues | \$75,667,020 | \$ 78,002,128 | \$31,524,636 | \$83,529,460 | 107.1% | \$70,242,210 | \$84,411,288 | 120.2% |

| EXPENDITURES | Original FY2025 Budget | Revised FY2025 Budget | 4th Quarter FY2025 Actual | YTD Actual as of 9/30/25 | Percent of Original Budget | Original FY2024 Budget | 4th Quarter FY2024 YTD Actual | Percent of Original Budget |
|------------------------------------|------------------------------|-----------------------------|---------------------------------|--------------------------------|----------------------------------|------------------------------|-------------------------------------|----------------------------------|
| <i>Operating Expenditures</i> | | | | | | | | |
| <i>W&S Debt Service</i> | | | | | | | | |
| Debt Service | \$ 2,358,000 | \$ 2,358,000 | \$ 257,628 | \$ 2,608,078 | 110.6% | \$ 2,623,608 | \$ 1,230,910 | 46.9% |
| <i>W&S Operations</i> | | | | | | | | |
| Personnel | 7,405,234 | 7,405,234 | 2,321,634 | 7,132,726 | 96.3% | 7,126,195 | 6,403,921 | 89.9% |
| Professional Services | 643,618 | 3,524,740 | 139,417 | 1,570,743 | 44.6% | 520,968 | 3,039,149 | 583.4% |
| Operating Costs | 1,994,908 | 2,294,331 | 707,029 | 1,908,682 | 83.2% | 1,962,541 | 2,474,505 | |
| NTMWD - Water/Pre-Treatment | 41,912,500 | 38,597,617 | 10,220,835 | 36,866,794 | 95.5% | 38,953,797 | 34,351,290 | 88.2% |
| Supplies | 799,850 | 538,186 | 126,490 | 423,388 | 78.7% | 603,720 | 221,570 | 36.7% |
| Maintenance | 902,500 | 2,493,020 | 524,643 | 1,459,517 | 58.5% | 966,000 | 1,710,766 | 177.1% |
| <i>Utility Billing/Collections</i> | | | | | | | | |
| Personnel | 802,632 | 787,632 | 337,719 | 870,095 | 110.5% | 794,808 | 747,539 | 94.1% |
| Professional Services | 1,032,694 | 1,028,100 | 127,212 | 704,954 | 68.6% | 691,923 | 732,082 | |
| Operating Costs | 110,150 | 113,150 | 3,945 | 75,332 | 66.6% | 135,341 | 78,276 | 57.8% |
| Supplies | 8,000 | 8,000 | 2,344 | 7,085 | 88.6% | 8,000 | 7,630 | 95.4% |
| <i>Non-Operating Expenditures</i> | | | | | | | | |
| Transfers Out | 13,023,612 | 14,936,083 | 4,850,766 | 13,590,639 | 91.0% | 14,455,547 | 8,919,162 | 61.7% |
| Capital | 500,000 | 58,523,319 | 3,997,154 | 8,794,017 | 15.0% | 76,000 | 2,810,026 | 3697.4% |
| TOTAL Expenditures | \$71,493,698 | \$132,607,411 | \$23,616,816 | \$76,012,050 | 57.3% | \$68,918,448 | \$62,726,828 | 91.0% |

CITY OF ALLEN
Solid Waste Fund
FY2025 Quarterly Statement of Revenues & Expenditures Compared to Budget
With Comparative Information from Prior Fiscal Year

| REVENUES | Original FY2025 Budget | Revised FY2025 Budget | 4th Quarter FY2025 Actual | YTD Actual as of 9/30/25 | Percent of Original Budget | Original FY2024 Budget | 4th Quarter FY2024 YTD Actual | Percent of Original Budget |
|-------------------------------|------------------------------|-----------------------------|---------------------------------|--------------------------------|----------------------------------|------------------------------|-------------------------------------|----------------------------------|
| <i>Operating Revenues</i> | | | | | | | | |
| Garbage Fees | \$7,089,214 | \$7,089,214 | \$ 2,488,802 | \$7,109,361 | 100.3% | \$6,656,772 | \$ 6,757,062 | 101.5% |
| Commercial Garbage | 1,500,000 | 1,400,000 | 579,541 | 1,505,198 | 107.5% | 1,266,000 | 1,376,609 | 108.7% |
| Household Haz Waste | 225,486 | 210,000 | 72,425 | 207,305 | 98.7% | 228,594 | 208,171 | 91.1% |
| Recycling Revenues | 96,869 | 91,869 | 33,936 | 82,707 | 90.0% | 90,089 | 86,284 | 95.8% |
| Composting Revenue | 120,000 | 87,000 | 18,204 | 75,836 | 87.2% | 95,000 | 83,038 | 87.4% |
| Miscellaneous | 36,500 | 36,500 | 36,505 | 36,557 | 100.2% | 36,500 | 37,554 | 102.9% |
| <i>Non-Operating Revenues</i> | | | | | | | | |
| Interest Income | 30,046 | 30,046 | 12,818 | 53,895 | 179.4% | 25,181 | 58,805 | 233.5% |
| TOTAL Revenues | \$9,098,115 | \$8,944,629 | \$ 3,242,232 | \$9,070,859 | 101.4% | \$8,398,136 | \$ 8,607,523 | 102.5% |

| EXPENDITURES | Original FY2025 Budget | Revised FY2025 Budget | 4th Quarter FY2025 Actual | YTD Actual as of 9/30/25 | Percent of Original Budget | Original FY2024 Budget | 4th Quarter FY2024 YTD Actual | Percent of Original Budget |
|-----------------------------------|------------------------------|-----------------------------|---------------------------------|--------------------------------|----------------------------------|------------------------------|-------------------------------------|----------------------------------|
| <i>Operating Expenditures</i> | | | | | | | | |
| Personnel | \$ 972,945 | \$ 972,945 | \$ 268,491 | \$ 781,778 | 80.4% | \$ 846,779 | \$ 850,716 | 100.5% |
| Operating Costs | 137,074 | 68,656 | 64,112 | 142,671 | 207.8% | 114,246 | 108,233 | 94.7% |
| Solid Waste Services | 2,849,625 | 2,849,625 | 339,554 | 2,657,798 | 93.3% | 2,653,276 | 2,563,818 | 96.6% |
| Supplies | 47,705 | 48,539 | 17,938 | 34,457 | 71.0% | 44,780 | 24,552 | 54.8% |
| Maintenance | 8,050 | 8,050 | 1,029 | 4,012 | 49.8% | 8,050 | 4,647 | 57.7% |
| Professional Services | 4,397,523 | 4,397,523 | 1,416,915 | 4,361,870 | 99.2% | 4,284,106 | 4,159,301 | 97.1% |
| <i>Non-Operating Expenditures</i> | | | | | | | | |
| Capital | 50,000 | 50,000 | 1,480 | 50,657 | 101.3% | - | - | |
| Transfers Out | 668,267 | 659,435 | 1,086,683 | 1,566,400 | 237.5% | 664,774 | 657,072 | 98.8% |
| TOTAL Expenditures | \$9,131,189 | \$9,054,773 | \$ 3,196,200 | \$9,599,642 | 106.0% | \$8,616,011 | \$ 8,368,339 | 97.1% |

CITY OF ALLEN
Drainage Fund
FY2025 Quarterly Statement of Revenues & Expenditures Compared to Budget
With Comparative Information from Prior Fiscal Year

| REVENUES | Original FY2025 Budget | Revised FY2025 Budget | 4th Quarter FY2025 Actual | YTD Actual as of 9/30/25 | Percent of Original Budget | Original FY2024 Budget | 4th Quarter FY2024 YTD Actual | Percent of Original Budget |
|-----------------------------------|---------------------------------------|--------------------------------------|--|---|---|---------------------------------------|--|---|
| <i>Operating Revenues</i> | | | | | | | | |
| Drainage Fees | \$2,300,000 | \$2,300,000 | \$ 817,252 | \$2,308,534 | 100.4% | \$2,254,200 | \$ 2,277,643 | 101.0% |
| Inspection Fees | 100,000 | 100,000 | 31,906 | 78,578 | 78.6% | 70,000 | 138,104 | 197.3% |
| <i>Non-Operating Revenues</i> | | | | | | | | |
| Interest Income | 24,350 | 24,350 | 10,142 | 42,437 | 174.3% | 16,628 | 46,699 | 280.8% |
| Insurance Recoveries | 15,000 | 15,000 | - | - | 0.0% | - | 16,930 | |
| Miscellaneous | 10,000 | - | - | 400 | | 15,000 | - | 0.0% |
| TOTAL Revenues | \$2,449,350 | \$2,439,350 | \$ 859,300 | \$2,429,950 | 99.6% | \$2,355,828 | \$ 2,479,377 | 105.2% |
| EXPENDITURES | Original FY2025 Budget | Revised FY2025 Budget | 4th Quarter FY2025 Actual | YTD Actual as of 9/30/25 | Percent of Original Budget | Original FY2024 Budget | 4th Quarter FY2024 YTD Actual | Percent of Original Budget |
| <i>Operating Expenditures</i> | | | | | | | | |
| Personnel | \$ 957,517 | \$ 957,517 | \$ 311,060 | \$ 916,770 | 95.7% | \$ 859,037 | \$ 833,776 | 97.1% |
| Operating Costs | 226,161 | 58,477 | 93,977 | 224,767 | 384.4% | 257,969 | 250,373 | 97.1% |
| Supplies | 73,475 | 75,518 | 29,477 | 65,306 | 86.5% | 72,000 | 65,812 | 91.4% |
| Maintenance | 538,763 | 366,763 | 151,004 | 298,148 | 81.3% | 450,463 | 239,602 | 53.2% |
| Professional Services | 326,218 | 391,218 | 111,345 | 301,046 | 77.0% | 301,218 | 285,171 | 94.7% |
| <i>Non-Operating Expenditures</i> | | | | | | | | |
| Transfers Out | 509,905 | 501,633 | 250,817 | 501,633 | 100.0% | 443,269 | 435,567 | 98.3% |
| Capital | 53,000 | 173,000 | 89,865 | 164,642 | 95.2% | 183,992 | 205,710 | 111.8% |
| TOTAL Expenditures | \$2,685,039 | \$2,524,126 | \$ 1,037,545 | \$2,472,313 | 97.9% | \$2,567,948 | \$ 2,316,013 | 90.2% |

CITY OF ALLEN
Golf Course Fund
FY2025 Quarterly Statement of Revenues & Expenditures Compared to Budget
With Comparative Information from Prior Fiscal Year

| REVENUES | Original FY2025 Budget | Revised FY2025 Budget | 4th Quarter FY2025 Actual | YTD Actual as of 9/30/25 | Percent of Original Budget | Original FY2024 Budget | 4th Quarter FY2024 YTD Actual | Percent of Original Budget |
|-----------------------------------|------------------------------|-----------------------------|---------------------------------|--------------------------------|----------------------------------|------------------------------|-------------------------------------|----------------------------------|
| <i>Operating Revenues</i> | | | | | | | | |
| Green Fees | \$3,207,660 | \$3,303,621 | \$ 1,093,672 | \$3,571,909 | 108.1% | \$2,962,675 | \$ 3,136,155 | 105.9% |
| Driving Range | 805,200 | 805,200 | 220,346 | 780,169 | 96.9% | 743,640 | 801,712 | 107.8% |
| Lesson Fees | 305,000 | 305,000 | 74,854 | 255,346 | 83.7% | 385,000 | 214,565 | 55.7% |
| Concession Sales | 312,919 | 312,919 | 95,242 | 328,515 | 105.0% | 290,588 | 321,976 | 110.8% |
| Alcohol Sales | 246,629 | 246,629 | 75,345 | 264,530 | 107.3% | 240,975 | 236,894 | 98.3% |
| Retail Pro Shop | 182,890 | 182,890 | 59,967 | 188,548 | 103.1% | 180,732 | 172,551 | 95.5% |
| Facility Rental | 10,000 | 10,000 | 4,600 | 18,745 | 187.5% | 10,000 | 10,554 | 105.5% |
| Sponsorships | 50,000 | 50,000 | 31,497 | 57,194 | 114.4% | 50,000 | 58,111 | 116.2% |
| <i>Non-Operating Revenues</i> | | | | | | | | |
| Miscellaneous | 300 | 300 | 2,752 | 12,210 | 4069.9% | 300 | 3,651 | 1217.1% |
| Contributions | - | - | - | 12,500 | | - | - | |
| Transfers In | - | - | - | 1,400 | | - | - | |
| Insurance Recoveries | - | - | 313 | 16,566 | | - | 8,127 | |
| Interest Income | - | - | 50,399 | 106,837 | | - | 132,683 | |
| TOTAL Revenues | \$5,120,598 | \$5,216,559 | \$ 1,708,986 | \$5,614,468 | 107.6% | \$4,863,910 | \$ 5,096,981 | 104.8% |
| EXPENDITURES | Original FY2025 Budget | Revised FY2025 Budget | 4th Quarter FY2024 Actual | YTD Actual as of 9/30/25 | Percent of Original Budget | Original FY2024 Budget | 4th Quarter FY2024 YTD Actual | Percent of Original Budget |
| <i>Operating Expenses</i> | | | | | | | | |
| Personnel | \$2,250,218 | \$2,250,218 | \$ 687,779 | \$2,223,279 | 98.8% | \$2,156,792 | \$ 2,083,396 | 96.6% |
| Operating Costs | 707,521 | 720,245 | 240,036 | 645,938 | 89.7% | 1,025,987 | 1,073,985 | 104.7% |
| Supplies | 330,650 | 386,025 | 28,607 | 287,678 | 74.5% | 221,641 | 307,722 | 138.8% |
| Maintenance | 112,725 | 142,725 | 51,976 | 182,685 | 128.0% | 108,625 | 252,783 | 232.7% |
| Professional Services | 1,092,299 | 1,110,593 | 331,629 | 959,129 | 86.4% | 1,042,850 | 602,885 | 57.8% |
| <i>Non-Operating Expenditures</i> | | | | | | | | |
| Capital | 48,000 | 2,928,201 | 219,271 | 401,946 | 13.7% | - | - | |
| TOTAL Expenditures | \$4,541,413 | \$7,538,007 | \$ 1,559,297 | \$4,700,656 | 62.4% | \$4,555,895 | \$ 4,320,770 | 94.8% |

CITY OF ALLEN
Allen Event Center Fund
FY2025 Quarterly Statement of Revenues & Expenditures Compared to Budget
With Comparative Information from Prior Fiscal Year

| REVENUES | Original FY2025 Budget | Revised FY2025 Budget | 4th Quarter FY2025 Actual | YTD Actual as of 9/30/25 | Percent of Original Budget | Original FY2024 Budget | 4th Quarter FY2024 YTD Actual | Percent of Original Budget |
|-------------------------------|---------------------------------------|--------------------------------------|--|---|---|---------------------------------------|--|---|
| <i>Operating Revenues</i> | | | | | | | | |
| Ice Rink | | | | | | | | |
| Facility/Activities Rentals | \$ 228,664 | \$ 228,664 | \$ 181,087 | \$ 403,412 | 176.4% | \$ 228,664 | \$ 233,339 | 102.0% |
| Membership/Admission | 1,216,700 | 1,216,700 | 269,481 | 1,265,221 | 104.0% | 1,143,800 | 1,322,062 | 115.6% |
| Retail Pro Shop | 51,605 | 51,605 | 15,189 | 65,320 | 126.6% | 48,605 | 65,375 | 134.5% |
| Sponsorships | 36,000 | 36,000 | 3,749 | 30,780 | 85.5% | 36,000 | 35,483 | 98.6% |
| Box Office | | | | | | | | |
| Facility Ticket Fees | 395,010 | 395,010 | 138,061 | 452,866 | 114.6% | 363,237 | 425,735 | 117.2% |
| Administrative Fees | 520,063 | 520,063 | 113,963 | 432,258 | 83.1% | 515,542 | 416,201 | 80.7% |
| Food & Beverage | | | | | | | | |
| Concessions | 1,880,809 | 1,880,809 | 307,452 | 1,935,134 | 102.9% | 1,450,618 | 2,072,365 | 142.9% |
| Alcohol | 918,100 | 918,100 | 124,835 | 776,899 | 84.6% | 755,000 | 1,028,174 | 136.2% |
| Retail Pro Shop | 30,000 | 30,000 | 41,044 | 46,550 | 155.2% | 900 | 48,979 | 5442.1% |
| Operations | | | | | | | | |
| Facility Rentals | 2,451,066 | 2,451,066 | 922,785 | 2,371,223 | 96.7% | 1,500,000 | 2,385,595 | 159.0% |
| Sponsorships | 385,582 | 385,582 | 250,229 | 380,640 | 98.7% | 352,104 | 419,558 | 119.2% |
| <i>Non-Operating Revenues</i> | | | | | | | | |
| Interest Income | - | - | 298 | 2,561 | | - | 1,681 | |
| Miscellaneous | 74,520 | 74,520 | 13,930 | 68,637 | 92.1% | 669,830 | 94,735 | 14.1% |
| Intergovernmental | - | - | 563,729 | 717,436 | | - | - | |
| Operating Transfer In | 1,700,000 | 1,700,000 | 425,000 | 1,700,000 | 100.0% | 1,851,351 | 1,851,351 | 100.0% |
| TOTAL Revenues | \$9,888,119 | \$9,888,119 | \$ 3,370,832 | \$10,648,938 | 107.7% | \$8,915,651 | \$10,400,632 | 116.7% |
| EXPENDITURES | | | | | | | | |
| <i>Operating Expenses</i> | | | | | | | | |
| Personnel | \$3,308,241 | \$3,308,241 | \$ 1,211,434 | \$ 3,463,944 | 104.7% | \$3,232,435 | \$ 3,011,047 | 93.2% |
| Operating Costs | 2,752,556 | 2,610,639 | 934,843 | 2,986,854 | 114.4% | 2,481,137 | 2,713,675 | 109.4% |
| Supplies | 193,654 | 193,654 | 49,609 | 181,375 | 93.7% | 136,054 | 183,463 | 134.8% |
| Maintenance | 367,807 | 367,807 | 61,780 | 503,450 | 136.9% | 304,807 | 567,310 | 186.1% |
| Professional Services | 3,173,556 | 3,183,796 | 968,120 | 4,104,743 | 128.9% | 2,724,678 | 3,651,660 | 134.0% |
| Capital | - | 12,019 | - | 12,019 | 100.0% | - | - | |
| Transfers Out | 44,450 | - | - | - | | 36,540 | - | 0.0% |
| TOTAL Expenditures | \$9,840,264 | \$9,676,156 | \$ 3,225,787 | \$11,252,385 | 116.3% | \$8,915,651 | \$10,127,154 | 113.6% |

CITY OF ALLEN
Hotel Occupancy Fund
FY2025 Quarterly Statement of Revenues & Expenditures Compared to Budget
With Comparative Information from Prior Fiscal Year

| REVENUE | Original FY2025 Budget | Revised FY2025 Budget | 4th Quarter FY2025 Actual | YTD Actual as of 9/30/25 | Percent of Original Budget | Original FY2024 Budget | 4th Quarter FY2024 YTD Actual | Percent of Original Budget |
|----------------------|------------------------------|-----------------------------|---------------------------------|--------------------------------|----------------------------------|------------------------------|-------------------------------------|----------------------------------|
| Hotel Occupancy Tax | \$ 2,418,156 | \$ 2,550,000 | \$ 969,297 | \$ 2,696,117 | 111.5% | \$ 2,118,156 | \$ 2,481,875 | 117.2% |
| Licenses & Permits | - | 17,000 | 9,050 | 25,388 | | - | 17,720 | 0.0% |
| Interest Income | 64,750 | 64,750 | 26,921 | 86,578 | 133.7% | 31,898 | 101,262 | 317.5% |
| TOTAL Revenue | \$ 2,482,906 | \$ 2,631,750 | \$ 1,005,268 | \$ 2,808,084 | 113.1% | \$ 2,150,054 | \$ 2,600,857 | 121.0% |

| EXPENDITURES | Original FY2024 Budget | Revised FY2024 Budget | 4th Quarter FY2024 Actual | YTD Actual as of 9/30/25 | Percent of Original Budget | Original FY2024 Budget | 4th Quarter FY2024 YTD Actual | Percent of Original Budget |
|----------------------------------|------------------------------|-----------------------------|---------------------------------|--------------------------------|----------------------------------|------------------------------|-------------------------------------|----------------------------------|
| <i>Hotel Tax Admin</i> | | | | | | | | |
| Hotel Tax Grants* | \$ 355,500 | \$ 280,000 | \$ 137,904 | \$ 256,762 | 72.2% | \$ 362,500 | \$ 276,716 | 76.3% |
| Economic Grants | 750,000 | 750,000 | 750,000 | 750,000 | 100.0% | 750,000 | 750,000 | 100.0% |
| Operating Costs | 36,660 | - | - | - | 0.0% | 36,660 | - | 0.0% |
| Professional Services | 34,000 | 32,400 | 10,260 | 13,960 | 41.1% | 34,000 | 56,646 | 166.6% |
| <i>Convention/Visitor Bureau</i> | | | | | | | | |
| Personnel | 732,605 | 732,605 | 180,803 | 603,307 | 82.4% | 791,961 | 552,870 | 69.8% |
| Operating Costs | 397,738 | 457,770 | 148,411 | 380,719 | 95.7% | 376,147 | 322,661 | 85.8% |
| Supplies | 5,000 | 10,000 | 532 | 7,253 | 145.1% | 5,000 | 24,664 | 493.3% |
| Maintenance | 512 | 512 | 10 | 202 | 39.5% | 437 | 291 | 66.6% |
| Professional Services | 198,694 | 198,694 | 64,201 | 191,201 | 96.2% | 217,805 | 288,291 | 132.4% |
| Operating Transfer Out | 355,562 | 350,000 | 87,500 | 350,000 | 98.4% | 355,562 | 350,000 | 98.4% |
| TOTAL Expenditures | \$ 2,866,271 | \$ 2,811,981 | \$ 1,379,620 | \$ 2,553,404 | 89.1% | \$ 2,930,072 | \$ 2,622,140 | 89.5% |

| HOTEL TAX GRANTS* | Original FY2025 Budget | Revised FY2025 Budget | 4th Quarter FY2025 Actual | YTD Actual as of 9/30/25 | Percent of Original Budget | Original FY2024 Budget | 4th Quarter FY2024 YTD Actual | Percent of Original Budget |
|------------------------------------|------------------------------|-----------------------------|---------------------------------|--------------------------------|----------------------------------|------------------------------|-------------------------------------|----------------------------------|
| <i>Grant Organizations</i> | | | | | | | | |
| Allen-Fairview Chamber | \$ 1,000 | \$ 1,000 | \$ 453 | \$ 453 | 45.3% | \$ 1,000 | \$ 1,000 | 100.0% |
| Allen Arts Alliance | - | 7,500 | - | - | | - | - | 0.0% |
| Allen Civic Ballet | 10,000 | 10,000 | - | 10,000 | 100.0% | 10,000 | 10,000 | 100.0% |
| Allen Community Band | 6,000 | 6,000 | 6,000 | 6,000 | 100.0% | 6,000 | 6,000 | 100.0% |
| Allen Heritage Guild | 2,500 | 2,500 | - | - | 0.0% | 2,500 | 2,500 | 100.0% |
| Allen ISD | - | - | - | 17,500 | | - | 15,000 | 0.0% |
| Allen Philharmonic Symphony | 30,000 | 30,000 | 19,670 | 30,000 | 100.0% | 30,000 | 30,000 | 100.0% |
| Allen's Community Theatre | 3,000 | 3,000 | - | 3,000 | 100.0% | 3,000 | - | 0.0% |
| City of Allen - Parks & Recreation | 60,000 | 60,000 | 26,009 | 39,839 | 66.4% | 60,000 | - | 0.0% |
| CUTXEC | 235,000 | 150,000 | 76,867 | 139,985 | 59.6% | 235,000 | 194,724 | 82.9% |
| Connemara Conservancy | 3,000 | 3,000 | 1,931 | 3,011 | 100.4% | 3,000 | 3,044 | 101.5% |
| Friends of the Library | 5,000 | 5,000 | 4,974 | 4,974 | 99.5% | 10,000 | 9,948 | 99.5% |
| Foundation for Allen Schools | - | - | - | - | | - | 2,500 | 0.0% |
| Note-Ably North Texas Chorus | - | 2,000 | 2,000 | 2,000 | | 2,000 | 2,000 | 0.0% |
| TOTAL Grant Amounts | \$ 355,500 | \$ 280,000 | \$ 137,904 | \$ 256,762 | 72.2% | \$ 362,500 | \$ 276,716 | 76.3% |

CITY OF ALLEN
Asset Forfeiture Fund
FY2025 Quarterly Statement of Revenues & Expenditures Compared to Budget
With Comparative Information from Prior Fiscal Year

| REVENUE | Original FY2025 Budget | Revised FY2025 Budget | 4th Quarter FY2025 Actual | YTD Actual as of 9/30/25 | Percent of Original Budget | Original FY2024 Budget | 4th Quarter FY2024 YTD Actual | Percent of Original Budget |
|-----------------------|------------------------------|-----------------------------|---------------------------------|--------------------------------|----------------------------------|------------------------------|-------------------------------------|----------------------------------|
| State Forfeiture | \$ 35,000 | \$ 35,000 | \$ 3,000 | \$ 218,545 | 624.4% | \$ 35,000 | \$ 44,534 | 127.2% |
| Federal Forfeiture | 150,000 | 150,000 | - | 23,278 | 15.5% | 150,000 | 3,352 | 2.2% |
| Auction Revenue | - | - | - | 9,223 | 0.0% | 5,000 | 0 | 0.0% |
| Interest Income | 5,559 | 5,559 | 1,856 | 7,494 | 134.8% | 3,644 | 8,717 | 239.2% |
| TOTAL Revenues | \$ 190,559 | \$ 190,559 | \$ 4,856 | \$ 258,541 | 135.7% | \$ 193,644 | \$ 56,603 | 29.2% |

| EXPENDITURES | Original FY2025 Budget | Revised FY2025 Budget | 4th Quarter FY2025 Actual | YTD Actual as of 9/30/25 | Percent of Original Budget | Original FY2024 Budget | 4th Quarter FY2024 YTD Actual | Percent of Original Budget |
|---------------------------|------------------------------|-----------------------------|---------------------------------|--------------------------------|----------------------------------|------------------------------|-------------------------------------|----------------------------------|
| Supplies | \$ - | \$ 91,000 | \$ 20,808 | \$ 95,574 | 0.0% | \$ - | \$ 16,632 | 0.0% |
| Professional Services | \$ 32,687 | \$ 32,687 | \$ 4,319 | \$ 53,301 | 163.1% | \$ 32,687 | \$ 12,541 | 38.4% |
| TOTAL Expenditures | \$ 32,687 | \$ 123,687 | \$ 25,127 | \$ 148,875 | 455.5% | \$ 32,687 | \$ 29,173 | 89.2% |

CITY OF ALLEN
Special Revenue Fund
FY2025 Quarterly Statement of Revenues & Expenditures Compared to Budget
With Comparative Information from Prior Fiscal Year

| REVENUE | Original FY2025 Budget | Revised FY2025 Budget | 4th Quarter FY2025 Actual | YTD Actual as of 9/30/25 | Percent of Original Budget | Original FY2024 Budget | 4th Quarter FY2024 YTD Actual | Percent of Original Budget |
|-------------------------------|------------------------------|-----------------------------|---------------------------------|--------------------------------|----------------------------------|------------------------------|-------------------------------------|----------------------------------|
| <i>Operating Revenues</i> | | | | | | | | |
| PEG Fees | \$ 115,357 | \$ 93,507 | \$ 32,166 | \$ 70,421 | 75.3% | \$ 138,560 | \$ 93,424 | 67.4% |
| Juvenile Case Management | 39,701 | 80,000 | 28,350 | 98,633 | 123.3% | 39,701 | 59,494 | 149.9% |
| Court Security | 37,500 | 80,000 | 27,361 | 95,267 | 119.1% | 59,478 | 57,088 | 96.0% |
| Court Technology | 30,650 | 70,000 | 22,385 | 77,942 | 111.3% | 30,650 | 46,923 | 153.1% |
| Tree Mitigation | - | - | 21,540 | 604,540 | | - | 1,306,800 | |
| <i>Non-Operating Revenues</i> | | | | | | | | |
| Interest Income | 27,919 | 27,919 | 939 | 7,135 | 25.6% | 21,192 | 66,832 | 315.4% |
| TOTAL Revenues | \$ 251,127 | \$ 351,426 | \$ 132,741 | \$ 953,937 | 271.4% | \$ 289,581 | \$ 2,118,561 | 731.6% |

| EXPENDITURES | Original FY2025 Budget | Revised FY2025 Budget | 4th Quarter FY2025 Actual | YTD Actual as of 9/30/25 | Percent of Original Budget | Original FY2024 Budget | 4th Quarter FY2024 YTD Actual | Percent of Original Budget |
|--------------------------------|------------------------------|-----------------------------|---------------------------------|--------------------------------|----------------------------------|------------------------------|-------------------------------------|----------------------------------|
| <i>Restricted Expenditures</i> | | | | | | | | |
| PEG Expenses | \$ 30,500 | \$ 58,688 | \$ 26,531 | \$ 55,136 | 93.9% | \$ 67,300 | \$ 1,148,890 | 1707.1% |
| Juvenile Case Management | 39,701 | 40,299 | 19,851 | 39,701 | 98.5% | 39,701 | 39,721 | 100.1% |
| Court Security | 37,500 | 42,500 | 18,750 | 37,500 | 88.2% | 59,478 | 26,367 | 44.3% |
| Court Technology | 4,500 | 16,737 | 9,572 | 18,826 | 112.5% | 4,500 | - | 0.0% |
| Tree Mitigation | - | 76,465 | - | - | 0.0% | - | - | |
| TOTAL Expenditures | \$ 112,201 | \$ 234,689 | \$ 74,703 | \$ 151,162 | 64.4% | \$ 170,979 | \$ 1,214,979 | 710.6% |

CITY OF ALLEN
Neighborhood Reinvestment Fund
FY2025 Quarterly Statement of Revenues & Expenditures Compared to Budget
With Comparative Information from Prior Fiscal Year

| REVENUE | Original FY2025 Budget | Revised FY2025 Budget | 4th Quarter FY2025 Actual | YTD Actual as of 9/30/25 | Percent of Original Budget | Original FY2024 Budget | 4th Quarter FY2024 YTD Actual | Percent of Original Budget |
|-------------------------------|---------------------------------------|--------------------------------------|--|---|---|---------------------------------------|--|---|
| <i>Non-Operating Revenues</i> | | | | | | | | |
| Interest Income | \$ - | \$ - | \$ 466 | \$ 5,373 | | \$ - | \$ 1,603 | |
| Miscellaneous Revenue | 12,500 | 12,500 | - | - | 0.0% | 12,500 | - | |
| Transfers In | 120,960 | 170,960 | 85,480 | 170,960 | 100.0% | 1,075,000 | 625,000 | 58.1% |
| TOTAL Revenues | \$ 133,460 | \$ 183,460 | \$ 100,946 | \$ 191,333 | 104.3% | \$ 1,087,500 | \$ 656,603 | 60.4% |
| EXPENDITURES | Original FY2025 Budget | Revised FY2025 Budget | 4th Quarter FY2025 Actual | YTD Actual as of 9/30/25 | Percent of Original Budget | Original FY2024 Budget | 4th Quarter FY2024 YTD Actual | Percent of Original Budget |
| Professional Services | \$ 117,500 | \$ 1,030,125 | \$ 587,521 | \$ 1,324,192 | 128.5% | \$ 1,087,500 | \$ 208,946 | 19.2% |
| Operating Costs | 15,960 | 15,960 | - | - | 0.0% | - | - | |
| TOTAL Expenditures | \$ 133,460 | \$ 1,046,085 | \$ 587,521 | \$ 1,324,192 | 126.6% | \$ 1,087,500 | \$ 208,946 | 19.2% |

CITY OF ALLEN
Grant Fund
FY2025 Quarterly Statement of Revenues & Expenditures Compared to Budget
With Comparative Information from Prior Fiscal Year

| REVENUE <i>Org - Object</i> | Original FY2025 Budget | Revised FY2025 Budget | 4th Quarter FY2025 Actual | YTD Actual as of 9/30/25 | Percent of Original Budget | Original FY2024 Budget | 4th Quarter FY2024 YTD Actual | Percent of Original Budget |
|------------------------------------|------------------------------|-----------------------------|---------------------------------|--------------------------------|----------------------------------|------------------------------|-------------------------------------|----------------------------------|
| <i>Grant Revenue</i> | | | | | | | | |
| Fire Grants | \$ 800 | \$ 6,494 | \$ (6,428) | \$ 65 | 8.1% | \$ 700 | \$ 350 | 50.0% |
| Police Grants | 232,560 | 258,989 | 137,838 | 203,104 | 78.4% | 198,413 | 153,815 | 77.5% |
| Library Grants | 1,800 | 5,365 | - | 5,365 | 100.0% | 19,700 | 18,316 | 93.0% |
| Community Development Block Grants | 408,000 | 485,989 | 231,634 | 366,317 | 75.4% | 408,708 | 448,017 | 109.6% |
| American Rescue Plan Act Grant | - | 382,994 | 86,417 | 350,377 | 91.5% | - | 2,146,200 | |
| Environmental Health/CE Grants | - | 4,442 | 2,883 | 3,825 | 86.1% | - | 2,397 | |
| Municipal Court Grants | - | 118,153 | - | 98,911 | 83.7% | - | - | |
| Information Technology Grants | 152,150 | 124,975 | 113,046 | 119,825 | 95.9% | - | - | |
| Park & Recreation Grants | 3,500,000 | - | - | - | | - | - | |
| <i>Non-Operating Revenues</i> | | | | | | | | |
| Interest Income | - | - | (10,392) | - | | - | - | |
| Operating Transfers | 1,300 | 16,812 | 4,154 | 15,329 | 91.2% | 6,776 | - | 0.0% |
| TOTAL Revenues | \$4,296,610 | \$ 1,404,213 | \$ 559,152 | \$ 1,163,117 | 82.8% | \$ 634,297 | \$ 2,769,094 | 436.6% |

| EXPENDITURES <i>Org - Object</i> | Original FY2025 Budget | Revised FY2025 Budget | 4th Quarter FY2025 Actual | YTD Actual as of 9/30/25 | Percent of Original Budget | Original FY2024 Budget | 4th Quarter FY2024 YTD Actual | Percent of Original Budget |
|--|------------------------------|-----------------------------|---------------------------------|--------------------------------|----------------------------------|------------------------------|-------------------------------------|----------------------------------|
| <i>Fire Department Grants</i> | | | | | | | | |
| Operating Costs | \$ 800 | \$ 6,494 | \$ - | \$ 65 | 1.0% | \$ 700 | \$ 350 | 50.0% |
| <i>Police Department Grants</i> | | | | | | | | |
| Operating Costs | 15,300 | 67,842 | 13,836 | 13,836 | 20.4% | 21,052 | 13,800 | 65.6% |
| Professional Services | 25,000 | 19,994 | 19,994 | 19,994 | 100.0% | - | - | |
| Supplies | 123,560 | 102,440 | - | 102,374 | 99.9% | 184,137 | 1,200 | 0.7% |
| Capital | 70,000 | 70,000 | 68,035 | 68,035 | 97.2% | - | 138,815 | |
| <i>Library Grants</i> | | | | | | | | |
| Operating Costs | - | - | - | 2,500 | | - | - | |
| Professional Services | 1,800 | 5,365 | 2,865 | 2,865 | 53.4% | 19,700 | 18,316 | 93.0% |
| <i>Community Development Block Grants</i> | | | | | | | | |
| Operating Costs | 5,000 | 24,883 | 302 | 17,031 | 68.4% | 5,000 | 29,736 | 594.7% |
| Professional Services | 403,000 | 461,106 | 231,305 | 349,286 | 75.7% | 403,708 | 418,280 | 103.6% |
| <i>American Rescue Plan Act Grant</i> | | | | | | | | |
| Supplies | - | - | - | - | | - | 5,553 | |
| Maintenance | - | 255,578 | 11,020 | 252,577 | 98.8% | - | 695,651 | |
| Professional Services | - | 29,616 | - | - | 0.0% | - | 528,716 | |
| Capital | - | 97,800 | 10,000 | 97,800 | 100.0% | - | 916,280 | |
| <i>Environmental Health/Community Enhancement Grants</i> | | | | | | | | |
| Operating Costs | - | 4,442 | 1,065 | 3,825 | 86.1% | - | 2,397 | |
| <i>Municipal Court Grants</i> | | | | | | | | |
| Professional Services | - | 118,153 | - | 98,911 | 83.7% | - | - | |
| <i>Information Technology Grants</i> | | | | | | | | |
| Operating Costs | - | 11,670 | - | 10,964 | 93.9% | - | - | |
| Professional Services | 152,150 | 128,830 | 26,730 | 123,055 | 95.5% | - | - | |
| <i>Park & Recreation Grants</i> | | | | | | | | |
| Capital | 3,500,000 | - | - | - | | - | - | |
| TOTAL Expenditures | \$4,296,610 | \$ 1,404,213 | \$ 385,151 | \$ 1,163,117 | 82.8% | \$ 634,297 | \$ 2,769,094 | 436.6% |

CITY OF ALLEN
Replacement Fund
FY2025 Quarterly Statement of Revenues & Expenditures Compared to Budget
With Comparative Information from Prior Fiscal Year

| REVENUE | Original FY2025 Budget | Revised FY2025 Budget | 4th Quarter FY2025 Actual | YTD Actual as of 9/30/25 | Percent of Original Budget | Original FY2024 Budget | 4th Quarter FY2024 YTD Actual | Percent of Original Budget |
|-------------------------------|------------------------------|-----------------------------|---------------------------------|--------------------------------|----------------------------------|------------------------------|-------------------------------------|----------------------------------|
| <i>Charges for Services</i> | | | | | | | | |
| General Fund | \$2,115,447 | \$2,115,447 | \$ 1,057,724 | \$ 2,115,447 | 100.0% | \$2,218,682 | \$ 2,532,564 | 114.1% |
| Risk Fund | 14,505 | 14,505 | 7,253 | 14,505 | 100.0% | 15,000 | 15,000 | 100.0% |
| Water & Sewer Fund | 331,132 | 1,031,132 | 165,566 | 331,132 | 32.1% | 400,000 | 830,134 | 207.5% |
| Solid Waste Fund | 43,457 | 43,457 | 21,729 | 43,457 | 100.0% | 15,000 | 15,000 | 100.0% |
| Drainage Fund | 116,819 | 116,819 | 58,410 | 116,819 | 100.0% | 148,815 | 148,815 | 100.0% |
| Hotel Fund | 1,317 | 1,317 | 659 | 1,317 | 100.0% | 1,317 | 1,317 | 100.0% |
| Golf Fund | - | - | - | - | - | - | - | - |
| <i>Non-Operating Revenues</i> | | | | | | | | |
| Miscellaneous | - | - | - | 15 | - | - | 21,105 | - |
| Interest Income | 338,540 | 338,540 | 212,531 | 644,683 | 190.4% | 109,319 | 973,023 | 890.1% |
| Insurance Recoveries | - | - | 10,004 | 20,055 | - | - | 151,937 | - |
| Auction Revenue | 260,000 | 260,000 | - | 361,254 | 138.9% | 135,782 | 254,368 | 187.3% |
| TOTAL Revenues | \$3,221,217 | \$3,921,217 | \$ 1,533,873 | \$ 3,648,684 | 93.0% | \$3,043,915 | \$ 4,943,263 | 162.4% |

| EXPENDITURES | Original FY2025 Budget | Revised FY2025 Budget | 4th Quarter FY2025 Actual | YTD Actual as of 9/30/25 | Percent of Original Budget | Original FY2024 Budget | 4th Quarter FY2024 YTD Actual | Percent of Original Budget |
|---------------------------|------------------------------|-----------------------------|---------------------------------|--------------------------------|----------------------------------|------------------------------|-------------------------------------|----------------------------------|
| <i>By Department</i> | | | | | | | | |
| Information Technology | \$ 630,473 | \$ 636,727 | \$ 33,703 | \$ 604,763 | 95.0% | \$ 120,000 | \$ 132,628 | 110.5% |
| Fire | 4,638,250 | 5,518,693 | - | 2,438,514 | 44.2% | - | 1,162,264 | - |
| Police | - | 1,199,285 | 871,146 | 1,338,284 | 111.6% | 1,129,700 | 2,802,983 | 248.1% |
| Parks & Recreation | 355,069 | 355,069 | 7,803 | 476,711 | 134.3% | 486,833 | 287,488 | 59.1% |
| Community Development | 150,342 | 150,342 | - | 160,874 | 107.0% | - | 40,824 | - |
| Community Enhancement | - | - | - | 5,327 | - | 38,500 | 167,581 | 435.3% |
| Community Services | 218,895 | 283,895 | 64,044 | 311,896 | 109.9% | - | 63,270 | - |
| Engineering | 50,114 | 50,114 | - | 49,371 | 98.5% | - | 4,074 | - |
| Water & Sewer | 640,658 | 1,040,658 | 31,512 | 706,130 | 67.9% | 600,000 | 1,244,545 | 207.4% |
| Drainage | 72,465 | 72,465 | - | 98,937 | 136.5% | - | 458 | - |
| Solid Waste | 60,895 | 60,895 | - | 67,536 | 110.9% | - | - | - |
| Golf | - | - | - | - | - | - | 382,387 | - |
| Event Center | - | - | - | - | - | - | - | - |
| TOTAL Expenditures | \$6,817,161 | \$9,368,143 | \$ 1,008,208 | \$ 6,258,344 | 66.8% | \$2,375,033 | \$ 6,288,500 | 264.8% |

CITY OF ALLEN
Facility Maintenance Fund
FY2025 Quarterly Statement of Revenues & Expenditures Compared to Budget
With Comparative Information from Prior Fiscal Year

| REVENUE | Original FY2025 Budget | Revised FY2025 Budget | 4th Quarter FY2025 Actual | YTD Actual as of 9/30/25 | Percent of Original Budget | Original FY2024 Budget | 4th Quarter FY2024 YTD Actual | Percent of Original Budget |
|-----------------------|---------------------------------------|--------------------------------------|--|---|---|---------------------------------------|--|---|
| Charges for Services | \$ 1,800,000 | \$ 1,800,000 | \$ 900,000 | \$ 1,800,000 | 100.0% | \$ 800,000 | \$ 5,433,000 | 679.1% |
| Interest Income | 27,986 | 27,986 | 18,499 | 48,003 | 171.5% | 14,247 | 56,574 | 397.1% |
| Insurance Recoveries | - | - | 7,300 | 7,300 | | - | - | |
| TOTAL Revenues | \$ 1,827,986 | \$ 1,827,986 | \$ 925,799 | \$ 1,855,303 | 101.5% | \$ 814,247 | \$ 5,489,574 | 674.2% |

| EXPENDITURES | Original FY2025 Budget | Revised FY2025 Budget | 4th Quarter FY2025 Actual | YTD Actual as of 9/30/25 | Percent of Original Budget | Original FY2024 Budget | 4th Quarter FY2024 YTD Actual | Percent of Original Budget |
|---------------------------|---------------------------------------|--------------------------------------|--|---|---|---------------------------------------|--|---|
| Operating Expenses | \$ 242,000 | \$ 1,613,729 | \$ 207,519 | \$ 591,448 | 36.7% | \$ 40,000 | \$ 523,635 | 1309.1% |
| Capital | 2,738,335 | 723,337 | 742,987 | 958,346 | 132.5% | - | 22,095 | |
| TOTAL Expenditures | \$ 2,980,335 | \$ 2,337,066 | \$ 950,506 | \$ 1,549,795 | 66.3% | \$ 40,000 | \$ 545,730 | 1364.3% |

CITY OF ALLEN
Risk Management Fund
FY2025 Quarterly Statement of Revenues & Expenditures Compared to Budget
With Comparative Information from Prior Fiscal Year

| REVENUE | Original FY2025 Budget | Revised FY2025 Budget | 4th Quarter FY2025 Actual | YTD Actual as of 9/30/25 | Percent of Original Budget | Original FY2024 Budget | 4th Quarter FY2024 YTD Actual | Percent of Original Budget |
|-------------------------------|------------------------------|-----------------------------|---------------------------------|--------------------------------|----------------------------------|------------------------------|-------------------------------------|----------------------------------|
| <i>Operating Revenues:</i> | | | | | | | | |
| Medical & Dental | \$ 12,703,690 | \$ 12,703,690 | \$ 3,739,449 | \$ 13,627,908 | 107.3% | \$ 12,196,697 | \$ 11,560,209 | 94.8% |
| Workers Comp. | 881,073 | 881,073 | 407,511 | 1,359,223 | 154.3% | 881,073 | 1,181,632 | 134.1% |
| Property/Liability | 1,558,837 | 1,558,837 | 776,669 | 1,553,337 | 99.6% | 1,330,830 | 1,330,530 | 100.0% |
| Insurance Recoveries | 501,000 | 501,000 | 637,216 | 2,095,624 | 418.3% | 501,000 | 2,669,652 | 532.9% |
| <i>Non-Operating Revenues</i> | | | | | | | | |
| Interest Income | 115,405 | 115,405 | 189,317 | 445,152 | 385.7% | 63,114 | 611,641 | 969.1% |
| Operating Transfer In | 797,691 | 797,691 | 398,846 | 797,691 | 100.0% | 797,691 | 798,691 | 100.1% |
| TOTAL Revenues | \$ 16,557,696 | \$ 16,557,696 | \$ 6,149,006 | \$ 19,878,935 | 120.1% | \$ 15,770,405 | \$ 18,152,355 | 115.1% |

| EXPENDITURES | Original FY2025 Budget | Revised FY2025 Budget | 4th Quarter FY2025 Actual | YTD Actual as of 9/30/25 | Percent of Original Budget | Original FY2024 Budget | 4th Quarter FY2024 YTD Actual | Percent of Original Budget |
|--------------------------------|------------------------------|-----------------------------|---------------------------------|--------------------------------|----------------------------------|------------------------------|-------------------------------------|----------------------------------|
| Administration | \$ 1,257,465 | \$ 1,648,522 | \$ 448,909 | \$ 1,164,763 | 70.7% | \$ 1,194,196 | \$ 1,700,906 | 142.4% |
| Health & Dental Insurance | 12,528,057 | 12,528,057 | 4,393,059 | 14,892,830 | 118.9% | 12,528,057 | 13,723,801 | 109.5% |
| Workers Comp Insurance | 890,000 | 890,000 | 100,720 | 808,217 | 90.8% | 805,000 | 837,822 | 104.1% |
| Property & Liability Insurance | 1,859,900 | 1,859,900 | 367,765 | 1,936,816 | 104.1% | 1,579,900 | 1,802,221 | 114.1% |
| Transfers Out | 375,000 | - | - | - | - | 375,000 | - | 0.0% |
| TOTAL Expenditures | \$ 16,910,422 | \$ 16,926,479 | \$ 5,310,453 | \$ 18,802,625 | 111.1% | \$ 16,482,153 | \$ 18,064,749 | 109.6% |

CITY OF ALLEN
Economic Development Corporation
FY2025 Quarterly Statement of Revenues & Expenditures Compared to Budget
With Comparative Information from Prior Fiscal Year

| REVENUES | Original FY2025 Budget | Revised FY2025 Budget | 4th Quarter FY2025 Actual | YTD Actual as of 9/30/25 | Percent of Original Budget | Original FY2024 Budget | 4th Quarter FY2024 YTD Actual | Percent of Original Budget |
|----------------------------------|------------------------------|-----------------------------|---------------------------------|--------------------------------|----------------------------------|------------------------------|-------------------------------------|----------------------------------|
| Sales Tax | \$ 15,974,493 | \$ 15,974,493 | \$ 6,868,165 | \$ 15,936,483 | 99.8% | \$ 15,466,204 | \$ 15,528,579 | 100.4% |
| Interest Income | 292,958 | 437,320 | 187,316 | 704,702 | 161.1% | 344,656 | 750,805 | 217.8% |
| Sale of Assets | - | 17,599,481 | - | 17,599,486 | 100.0% | - | - | |
| Miscellaneous | - | 153,329 | 307,711 | 461,045 | 300.7% | 6,000 | 459,000 | 7650.0% |
| Operational Support ² | 201,028 | 24,000,293 | 100,514 | 24,000,293 | 100.0% | 202,068 | 251,068 | 124.2% |
| TOTAL Revenues | \$ 16,468,479 | \$ 58,164,916 | \$ 7,463,707 | \$ 58,702,008 | 100.9% | \$ 16,018,928 | \$ 16,989,452 | 106.1% |

| EXPENDITURES | Original FY2025 Budget | Revised FY2025 Budget | 4th Quarter FY2025 Actual | YTD Actual as of 9/30/25 | Percent of Original Budget | Original FY2024 Budget | 4th Quarter FY2024 YTD Actual | Percent of Original Budget |
|-----------------------------------|------------------------------|-----------------------------|---------------------------------|--------------------------------|----------------------------------|------------------------------|-------------------------------------|----------------------------------|
| <i>Operating Expenditures</i> | | | | | | | | |
| Personnel | \$ 1,165,532 | \$ 1,165,532 | \$ 363,492 | \$ 1,137,565 | 97.6% | \$ 1,099,617 | \$ 1,077,068 | 97.9% |
| Operating Costs | 456,800 | 442,200 | 70,745 | 357,878 | 80.9% | 386,407 | 362,888 | 93.9% |
| Marketing/BRE | 428,000 | 640,500 | 285,540 | 572,000 | 89.3% | 408,000 | 394,322 | 96.6% |
| Supplies | 12,000 | 15,000 | 3,768 | 11,112 | 74.1% | 10,000 | 13,709 | 137.1% |
| Professional Services | 258,278 | 1,547,700 | 132,186 | 1,603,250 | 103.6% | 222,958 | 399,364 | 179.1% |
| <i>Non-Operating Expenditures</i> | | | | | | | | |
| Capital | - | 50,684,796 | - | 50,673,601 | 100.0% | - | 6,739,766 | |
| Debt Service ¹ | 1,836,346 | 1,836,321 | 1,708,573 | 1,836,320 | 100.0% | 1,832,043 | 1,832,218 | 100.0% |
| Economic Grant Expense | 6,729,296 | 7,656,463 | 925,741 | 4,996,271 | 65.3% | 10,058,293 | 3,588,360 | 35.7% |
| Operational Support | 114,745 | 114,745 | 57,373 | 114,745 | 100.0% | 112,495 | 112,495 | 100.0% |
| TOTAL Expenditures | \$ 11,000,997 | \$ 64,103,257 | \$ 3,547,418 | \$ 61,302,742 | 95.6% | \$ 14,129,813 | \$ 14,520,191 | 102.8% |

¹ Revenue and Expenditures correspond with the Advance Refunding and Defeasance of Revenue Bonds.

² Contribution from CDC for the purchase of land in April 2025

CITY OF ALLEN
Community Development Corporation
FY2025 Quarterly Statement of Revenues & Expenditures Compared to Budget
With Comparative Information from Prior Fiscal Year

| REVENUES | Original FY2025 Budget | Revised FY2025 Budget | 4th Quarter FY2025 Actual | YTD Actual as of 9/30/25 | Percent of Original Budget | Original FY2024 Budget | 4th Quarter FY2024 YTD Actual | Percent of Original Budget |
|-----------------------|------------------------------|-----------------------------|---------------------------------|--------------------------------|----------------------------------|------------------------------|-------------------------------------|----------------------------------|
| Sales Tax | \$ 15,974,493 | \$ 15,974,493 | \$ 6,868,165 | \$15,936,483 | 99.8% | \$15,466,204 | \$15,528,579 | 100.4% |
| Interest Income | 204,862 | 204,862 | 48,478 | 427,528 | 208.7% | 255,312 | 554,306 | 217.1% |
| Auction Revenue | - | - | - | - | | - | 4,201 | |
| Intergovernmental | - | - | - | - | | - | 41,279 | |
| TOTAL Revenues | \$ 16,179,355 | \$ 16,179,355 | \$ 6,916,644 | \$16,364,011 | 101.1% | \$15,721,516 | \$16,129,394 | 102.6% |

| EXPENDITURES | Original FY2025 Budget | Revised FY2025 Budget | 4th Quarter FY2025 Actual | YTD Actual as of 9/30/25 | Percent of Original Budget | Original FY2024 Budget | 4th Quarter FY2024 YTD Actual | Percent of Original Budget |
|--|------------------------------|-----------------------------|---------------------------------|--------------------------------|----------------------------------|------------------------------|-------------------------------------|----------------------------------|
| <i>Org - Character</i> | | | | | | | | |
| <i>CDC Administration</i> | | | | | | | | |
| Personnel | \$ 249,649 | \$ 249,649 | \$ 92,903 | \$ 365,416 | 146.4% | \$ 341,006 | \$ 345,073 | 101.2% |
| Operating Costs | 132,587 | 134,640 | 4,072 | 58,166 | 43.2% | 132,587 | 73,136 | 55.2% |
| Supplies | 287,250 | 287,250 | 10,507 | 19,525 | 6.8% | 187,250 | 430,133 | 229.7% |
| Maintenance | 1,400,000 | 656,866 | 225,265 | 402,578 | 61.3% | 450,000 | 565,573 | 125.7% |
| Professional Services | 273,272 | 417,877 | 116,958 | 527,156 | 126.2% | 326,272 | 547,769 | 167.9% |
| Economic Incentives | 832,600 | 832,600 | 31,326 | 495,171 | 59.5% | 855,000 | 664,205 | 77.7% |
| Capital | 500,000 | 206,618 | 71,000 | 158,734 | 76.8% | - | 151,531 | |
| <i>CDC - Allen Event Center Administration</i> | | | | | | | | |
| Supplies | - | 3,297 | 96,079 | 175,552 | 5324.6% | - | - | |
| Professional Services | - | 345,500 | 10,750 | 19,028 | 5.5% | - | - | |
| Maintenance | - | 1,847,000 | 91,311 | 790,714 | 42.8% | - | 118,153 | |
| Capital | - | 221,684 | 56,336 | 133,213 | 60.1% | - | - | |
| <i>CDC - Capital Improvement Fund</i> | | | | | | | | |
| Capital | - | 15,080,160 | 3,114,842 | 5,115,967 | 33.9% | - | 7,865,189 | |
| <i>CDC - Debt Service</i> | | | | | | | | |
| Debt Service | 2,418,370 | 2,418,370 | 2,174,185 | 2,412,546 | 99.8% | 2,417,842 | 2,415,518 | 99.9% |
| <i>CDC - Contribution</i> | | | | | | | | |
| Operational Support ¹ | 3,585,843 | 23,585,843 | 1,555,422 | 23,585,843 | 100.0% | 3,325,833 | 3,499,833 | 105.2% |
| TOTAL Expenditures | \$ 9,679,571 | \$ 46,287,354 | \$ 7,650,955 | \$34,259,609 | 74.0% | \$ 8,035,790 | \$16,676,114 | 207.5% |

¹ Operational Support to:

| | | |
|---------------------------------|-------------------|--|
| Allen Event Center | \$ 950,000 | |
| Neighborhood Reinvestment Fund | 95,960 | |
| General Fund | 267,998 | Project Admin Fees & Staff Support |
| | 99,985 | Parks Planner |
| | 160,000 | Allen USA Celebration |
| | <u>2,011,900</u> | SGTRC Contribution to pay \$25MM CO Bond |
| | 3,585,843 | |
| Allen Economic Development Corp | <u>20,000,000</u> | Contribution to pay for land |
| | \$ 23,585,843 | |

CITY OF ALLEN
Non-Bond Capital Projects
Statement of Activities
For the Quarter Ended
September 30, 2025
(Unaudited)

CITY OF ALLEN
Non-Bond Capital Projects
Statement of Activities
As of September 30, 2025

| REVENUE Revenue Source | FY2024 Actual | 4th Quarter Actual | FY2025 YTD Actual | Life to Date Actual | Life to Date Budgeted | LTD as % of Budget | Variance Over(Under) |
|---------------------------|---------------------|-----------------------|----------------------|------------------------|--------------------------|-----------------------|-------------------------|
| Sweep | \$ - | \$ - | \$ - | \$ 2,350,000 | \$ 2,350,000 | 100.00% | \$ - |
| Streets & Alleys Repairs | - | - | - | 1,650,000 | 1,650,000 | 100.00% | - |
| Interest Revenue | 654,622 | 152,938 | 491,240 | 2,025,712 | 2,025,712 | 100.00% | - |
| Reimbursements | - | - | - | 1,233,617 | 1,233,617 | 100.00% | - |
| Transfer In | 400,000 | 5,328,989 | 5,328,989 | 7,228,989 | 7,228,989 | 100.00% | - |
| TOTAL Revenues | \$ 1,054,622 | \$ 5,481,927 | \$ 5,820,230 | \$ 14,488,319 | \$ 14,488,319 | 100.00% | \$ - |

| EXPENDITURES | Project Total Prior to 9/30/23 | FY2024 Actual | 4th Quarter Actual | FY2025 YTD Actual | Life to Date Actual | Life to Date Budgeted | LTD as % of Budget | Variance Over(Under) |
|---|-----------------------------------|---------------------|-----------------------|----------------------|------------------------|--------------------------|-----------------------|-------------------------|
| AD2301 Comprehensive Plan Update | - | 133,765 | 25,000 | 116,234 | 250,000 | 250,000 | 100.00% | 0 |
| AD2500 FY25 Transfer to General Fund | - | - | - | 289,469 | 289,469 | 289,469 | 100.00% | - |
| DR2404 2025 Creek Bank Stabilization & Trail | - | - | - | - | - | 250,000 | 0.00% | 250,000 |
| LB1901 Library Expansion Phase II | - | 145,863 | 499,820 | 511,859 | 657,722 | 2,750,000 | 23.92% | 2,092,278 |
| LB2501 Rountree Lease | - | - | 45,139 | 216,866 | 216,866 | 233,342 | 92.94% | 16,477 |
| P02503 City Hall Front Steps | - | - | - | - | - | 550,000 | 0.00% | 550,000 |
| PR2505 Cricket Pitch Shade | - | - | 73,644 | 73,644 | 73,644 | 73,644 | 100.00% | - |
| PS2101 PD Headquarter Parking Lot Improvement | 802,787 | 49,360 | 4,042 | 9,242 | 861,389 | 861,389 | 100.00% | 0 |
| PS2201 PD HQ 2 | - | - | - | - | - | 4,500,000 | 0.00% | 4,500,000 |
| ST2501 2025 Streets & Alley Rehabilitation | - | - | - | - | - | 31,377 | 0.00% | 31,377 |
| ST2503 McDermott Dr Asphalt Overlay | - | - | 115,074 | 115,182 | 115,182 | 115,182 | 100.00% | - |
| ST2504 US75 Green Ribbon | - | - | 6,465 | 6,465 | 6,465 | 129,435 | 4.99% | 122,970 |
| <i>Closed</i> | <i>Closed</i> | | | | | | | |
| AD2101 The Farm Economic Development | 3,562,980 | - | - | - | 3,562,980 | 3,562,980 | 100.00% | - |
| AD2304 Neighborhood Revitalization | - | 450,000 | - | - | 450,000 | 450,000 | 100.00% | - |
| CE2200 Neighborhood Revitalization | 110,000 | - | - | - | 110,000 | 110,000 | 100.00% | - |
| CE2201 Neighborhood Entryway Improvements | 64,590 | 835,410 | - | - | 900,000 | 900,000 | 100.00% | - |
| CE2300 Neighborhood Revitalization | - | 250,000 | - | - | 250,000 | 250,000 | 100.00% | - |
| P02208 Lithonia Lighting | 347,696 | 25,512 | - | - | 373,208 | 373,208 | 100.00% | - |
| PR1907 SGTTC Grant will be reimbursed | 410,377 | - | - | - | 410,377 | 410,377 | 100.00% | - |
| PS1901 Fire Station #6 | 748,346 | 555,995 | (126,318) | 600,943 | 1,905,284 | 2,234,039 | 85.28% | 328,756 |
| ST2102 CBD Street Rehabilitation | 263,980 | - | - | - | 263,980 | 263,980 | 100.00% | - |
| ST2202 2022 Street & Alley | 1,349,962 | - | - | - | 1,349,962 | 1,349,962 | 100.00% | - |
| ST2203 Bridge Evaluation | 99,690 | 800,310 | - | - | 900,000 | 900,000 | 100.00% | - |
| ST2301 2023 Concrete Street Repairs | 197,526 | 699,683 | - | - | 897,209 | 897,209 | 100.00% | - |
| ST2401 2024 Street & Alley Rehabilitation | - | - | - | - | - | - | 0.00% | - |
| ST2403 Bridge Repairs | - | 905,760 | - | 144,240 | 1,050,000 | 1,050,000 | 100.00% | - |
| TOTAL Expenditures | | \$ 4,851,658 | \$ 642,867 | \$ 2,084,144 | \$ 14,893,736 | \$ 22,785,594 | 65.36% | \$ 7,891,858 |

| | | | | | | | |
|---------------------------|----------------------|----------------------|----------------------|----------------------|----------------------|--|-----------------------|
| NET CHANGE | (3,797,036) | 4,839,061 | 3,736,086 | (405,417) | (8,297,275) | | (7,891,858) |
| BALANCE, BEGINNING | 20,495,573 | 16,698,537 | 16,698,537 | 20,495,573 | 20,495,573 | | - |
| BALANCE, ENDING | \$ 16,698,537 | \$ 21,537,598 | \$ 20,434,623 | \$ 20,090,156 | \$ 12,198,298 | | \$ (7,891,858) |

MEMO

To: The Honorable Mayor Baine Brooks, Members of City Council and City Manager

From: Peter Phillis, Chief Financial Officer & Allyson Baker, Controller

Date: January 27, 2026

Re: Fiscal Year 2025 – Fourth Quarter Financial Report

This report is on financial activity, specifically Revenue and Expenditures, for the period between July 1st and September 30th of 2025, which is the fourth quarter of the fiscal year ending September 30, 2025.

GENERAL FUND

Overall Revenue for the quarter was \$32,728,340. Revenue collections meet expectations and are in line with revenue estimates for the fiscal year.

- Property tax revenue is in-line with expectations. Most of the property tax revenue is collected within the first four months of the fiscal year; property tax is due on January 1 of the calendar year. The City has collected \$66,300,468 in property taxes this fiscal year to date, which is 99.3% of budgeted collections.
- The economy is working its way through geopolitical uncertainty, uncertainty of inflation, gas prices, wage increases, and interest rates, all of which can hinder the growth of the economy. Despite these pressures, sales tax reached 99% of the final budget this year.
- Franchise fee revenue reached over 100% of budgeted amounts for the year at over \$8 million.
- Building permit activity has surpassed prior year and exceeded 100% of the current year budget with a final total of almost \$4 million.
- Charges for Services have exceeded \$10 million this fiscal year. The largest revenues compared to budget were seen in Fire/EMS revenues (reaching 121% of budget, totaling just over \$2 million) and revenues for the Aquatics Center (reaching almost \$1.3 million, over 100% of final budget). The Stephen G Terrell Recreation center reached 108% of budgeted revenues, with over \$4.2 million in total revenues.
- Interest earnings ended behind prior year, but still ending at almost \$5.4 million, which was 148.5% of the original budget.

DEBT SERVICE FUND

- A portion of the property tax collected is recognized in the City's Debt Service Fund to pay for the City's annual debt payments. These payments are made in



February (interest only) and August (principal and interest) of each year. This year's debt principal and interest payments total \$21,107,880.

TAX INCREMENT FINANCING (TIF) FUND

- The City has 4 TIFs, only 2 of which are active. TIF 1 is commonly referred to as Watters Creek TIF, formerly known as Montgomery Farms. It was established to create the development and pay for the public improvements that exist within the Watters Creek Development today. TIF 2 is the Central Business District TIF, which was established for the purpose of improving the City's Central Business District which includes the City of Allen's downtown.
- Revenues are generally recognized in the TIF fund in the third quarter of the fiscal year. There are certain economic thresholds for each TIF that must be met before payments can be made for the infrastructure improvements within the TIFs.
- During the current fiscal year, TIF#2 contributed almost \$3.8 million to the EDC for the purchase of some land in the zone to be used for economic development to stimulate the area.

WATER & SEWER FUND

- Revenues from water sales and sewer charges meet expectations. Weather has a significant impact on revenues and expenses of the fund. Most of the operations expense is related to North Texas Municipal Water District and these costs are passed through to the user – residents and businesses of the City of Allen. The predictability of the revenue can be relatively certain; however, in an unseasonably dry or rainy year revenue can vary from expectations. Water and Sewer operating revenues through the quarter are \$74,699,388 (101.2% of revised budget) and operating expenses are \$51,019,316 (90% of revised budget). Most of the financial activity in the Water and Sewer fund occurs during the summer months.

SOLID WASTE FUND

- The City has contracted with CWD to dispose of its trash, North Texas Municipal Water District for composting services, and the City of Plano for household hazardous waste. The current activity is performing as expected with revenues in line with estimates and expenses meeting expectations.
- Solid Waste has expenses exceeding revenues during the fiscal year due to a transfer made at the end of the fiscal year to contribute working capital exceeding 120 days of reserve to fund 390 for streets projects. The Solid Waste fund contributes to streets projects due to solid waste operations having a large impact on the condition of City streets.

DRAINAGE FUND

- The City has a stormwater management fee that it collects to maintain the stormwater drainage system. Similarly to Water & Sewer, most of the expense activity occurs during the summer months. The fund reached 98% of budgeted expenses in the fiscal year.

GOLF COURSE FUND

- The Courses at Watters Creek operating revenues reached \$5.4 million, which is 105% of revised budget. Operating expenses for the fiscal year were \$4.6 million, or 93% of the revised budget. Revenues and expenses are performing as expected for the fiscal year. The Golf Course has generated a return independent of transfers in from other funds for 5 consecutive years now.

CREDIT UNION OF TEXAS EVENT CENTER

- The Credit Union of Texas Event Center was moved to its own fund as of October 1, 2022. Revenues total \$10,648,938 in FY2025, representing 107.7% of original budget. Expenses total \$11,252,385 for the fiscal year, representing 116.3% of budget.
- The Event Center more aggressively pursued State Event Trust Fund eligible events this year, bringing in over \$700K in intergovernmental revenue as a result to cover expenses of eligible events.
- During the current fiscal year, the Event Center hosted National Theater on Ice, which was the most profitable event in the venue's history. This was a Trust Fund eligible event, which allowed the Center to recover over \$300K of expenses from the Trust.
- The majority of unbudgeted expenses for the Event Center are related to maintenance due to the building reaching 15 years old this year.

HOTEL OCCUPANCY FUND

- Hotel occupancy rates for the period averaged 63.2%, which is down slightly from 64.3% for this time last year. The average daily rate is on par with last year at \$117 per night. Many of the Hotel Occupancy Tax Grants are for performance guarantees to secure events at the Event Center.

SPECIAL REVENUE FUND

- Public, Educational and Governmental (PEG) Fees are collected on a quarterly basis. These funds are used for production of content by ACTV.
- Other revenue in this fund is restricted to its use as defined by State Statute. These revenues are generated by the police department from citations and collected by the City's municipal court. Revenue is meeting expectations.
- New in this fund was the collection of Tree Mitigation fees collected from developers that the Parks Forestry and Horticulture department will use to plant trees to replace those cut down for development.

NEIGHBORHOOD REINVESTMENT FUND

- This new fund will have multiple funding sources and will be restricted for the use of improvements to City of Allen neighborhoods. Currently, the majority of funding is transferred from the General Capital Projects fund that was allocated for neighborhood reinvestment projects in that fund that will now be carried out in the Neighborhood Reinvestment fund.

GRANT FUND

- This fund accounts for most of the grant activity in the City. Grant revenue is recognized when the applicable eligibility requirements have been met by the Governmental Accounting Standards Board. The City's largest continual grant is the Community Development Block Grant (CDBG), although the current and prior fiscal year saw an increase in police department grants due to internal efforts to seek outside funding.

REPLACEMENT FUND

- Contributions are made bi-annually to cover required amounts needed for asset replacements in future years for the respective funds and departments. Expenditures for vehicle purchases are typically recognized later in the fiscal year to allow for the lead time required to fulfill orders. Larger vehicles like fire engines are purchased in installment payments made over a couple of years because of the build time for these vehicles. Police and Fire have purchased several vehicles to date in FY2025.

FACILITY MAINTENANCE FUND

- The City maintains its facilities through this fund. Charges to other funds for \$1,800,000 were allocated for this fiscal year. Year to date, the City has spent \$591,448 on maintenance costs. The majority of these costs year to date have been on generator repairs for City Hall and multiple Fire Stations. The fund has also spent \$958,346 on capital expenditures, which are mostly made up of construction expenditures for the Library renovations.

RISK MANAGEMENT FUND

- Expenses related to Property & Liability Insurance and Worker's Comp premiums are paid at the beginning of each fiscal year, and the policies cover the duration of each fiscal year.
- Expenses related to Workers Compensation are dependent upon the number of claims that are paid by the Risk Fund and fluctuate from year to year.

ECONOMIC DEVELOPMENT CORPORATION

- The Allen Economic Development Corporation's major revenue source is sales tax. Sales tax revenues nearly met budget at 99.8%, or just shy of \$16 million. Expenditures for the year reached over \$61 million. The EDC's large professional services expense is attributable to costs related to the large land sale completed in the first quarter where the EDC sold land to a major retailer for \$17,585,830. Capital expenses include Elkins and Wolverine land purchases.

COMMUNITY DEVELOPMENT CORPORATION

- The Allen Community Development Corporation's major revenue source is sales tax. Sales tax revenues nearly met budget at 99.8%, or just shy of \$16 million. Expenses year to date are over \$34 million. The majority of non-administrative

costs are related to a contribution for an Economic Development Corporation project.

NON-BOND CAPITAL PROJECTS

- The Non-Bond Capital Projects Fund was created for the purposes of making long-term capital improvements to the City and its facilities. These improvements are lesser in scale and scope than an improvement that generally would require the use of borrowed funds to pay for the improvement. Fiscal year to date, the City has spent \$2,084,144 on improvements within the City. The most notable were for Fire Station #6 and Library's Rountree Lease.

CITY COUNCIL REGULAR MEETING AGENDA COMMUNICATION

AGENDA DATE: Tuesday, January 27, 2026, 7:00 PM

AGENDA CAPTION: Receive the Quarterly Investment Report for the period ending September 30, 2025.

STAFF RESOURCE: Pete Phillis, Chief Financial Officer

BOARD/COMMISSION ACTION: None

PREVIOUS COUNCIL ACTION: None

STRATEGIC PLANNING GOAL: Financially sound and transparent City government.

BACKGROUND:

In agreement with the Public Funds Investment Act (the Act), the investment officer of an entity is required to prepare and submit a written investment report to the governing body for all funds covered under this chapter for the preceding reporting period. This report must be submitted quarterly. The attached report for the period ending September 30, 2025, fulfills this requirement. The Act mandates that the report include the following information: beginning market value, ending market value, beginning book value, ending book value, accrued interest, and maturity date. Additionally, the report must be prepared and signed by all authorized investment officers, certifying the accuracy of the presented information.

STAFF RECOMMENDATION:

Staff recommends approval.

MOTION:

I make a motion to receive the Quarterly Investment Report for period ending September 30, 2025.

Attachments

[Q4 2025 Investment Report](#)



City of Allen
Quarterly Investment Report
July 1, 2025 to September 30, 2025







City of Allen | Compliance

This quarterly report is in full compliance with the investment policy and strategy as established for the City of Allen, Texas and the Public Funds Investment Act (Chapter 2256, Texas Government Code). This report, which covers the quarter ended September 30, 2025, is signed by the City's investment officers and includes the disclosures required in the PFIA.

Performance Benchmark

US Treasury | 6 Months per policy

| Month | Market Value | Book Value | Unrealized Gain/Loss | YTM @ Cost | Treasury 6 Month | Interest Earned | Days To Maturity |
|------------------------|-----------------------|-----------------------|----------------------|-------------|------------------|---------------------|------------------|
| 7/31/2025 | 373,932,440.46 | 374,845,647.24 | -913,206.78 | 3.89 | 4.31 | 1,241,661.23 | 112 |
| 8/31/2025 | 345,778,388.67 | 346,452,189.32 | -673,800.65 | 3.87 | 4.12 | 1,182,022.02 | 144 |
| 9/30/2025 | 353,389,658.58 | 353,881,410.58 | -491,752.00 | 3.88 | 3.85 | 1,090,781.39 | 96 |
| Total / Average | 357,700,162.57 | 358,393,082.38 | -692,919.81 | 3.88 | 4.09 | 3,514,464.64 | 117 |

| | | | |
|---|-----------------|---|-----------------|
|  | <u>12/11/25</u> |  | <u>12/11/25</u> |
| Pete Phillis, CFO | Date | Mark Davies, Assistant CFO | Date |
|  | <u>12/11/25</u> |  | <u>12/11/25</u> |
| Allyson Baker, Controller | Date | Ashley Capangpangan, Senior Accountant | Date |

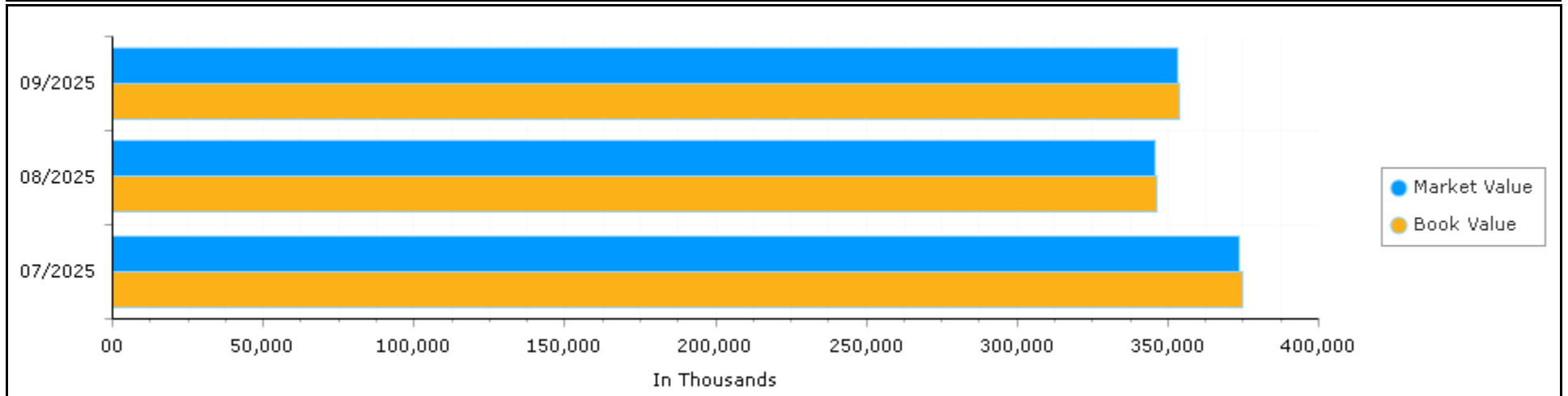


City of Allen | TX Portfolio Summary by Month All Portfolios

Begin Date: 7/31/2025, End Date: 9/30/2025

| Month | Market Value | Book Value | Unrealized Gain/Loss | YTM @ Cost | YTM @ Market | Duration | Days To Maturity |
|------------------------|-----------------------|-----------------------|----------------------|-------------|--------------|-------------|------------------|
| 7/31/2025 | 373,932,440.46 | 374,845,647.24 | -913,206.78 | 3.89 | 4.39 | 0.29 | 112 |
| 8/31/2025 | 345,778,388.67 | 346,452,189.32 | -673,800.65 | 3.88 | 4.33 | 0.38 | 144 |
| 9/30/2025 | 353,389,658.58 | 353,881,410.58 | -491,752.00 | 3.88 | 4.30 | 0.25 | 96 |
| Total / Average | 357,700,162.57 | 358,393,082.38 | -692,919.81 | 3.88 | 4.34 | 0.31 | 117 |

Market Value / Book Value Comparison





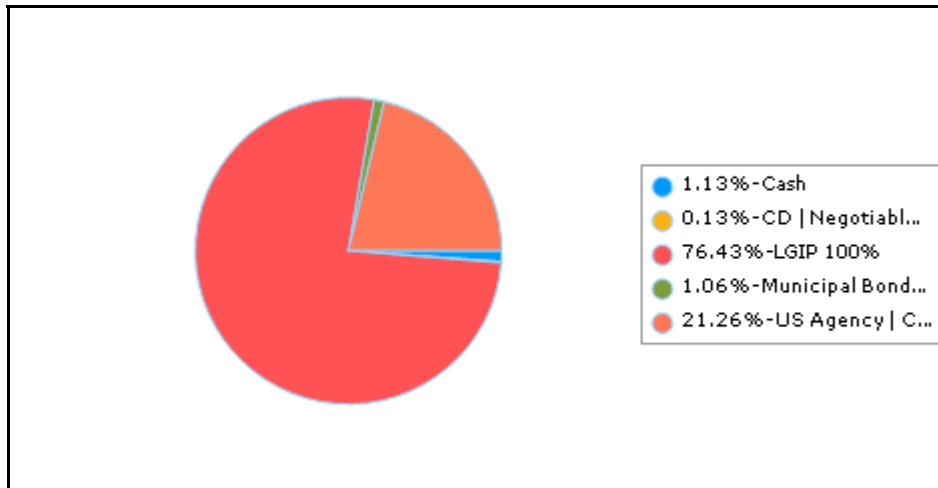
City of Allen | TX Distribution by Asset Category - Market Value All Portfolios

Begin Date: 6/30/2025, End Date: 9/30/2025

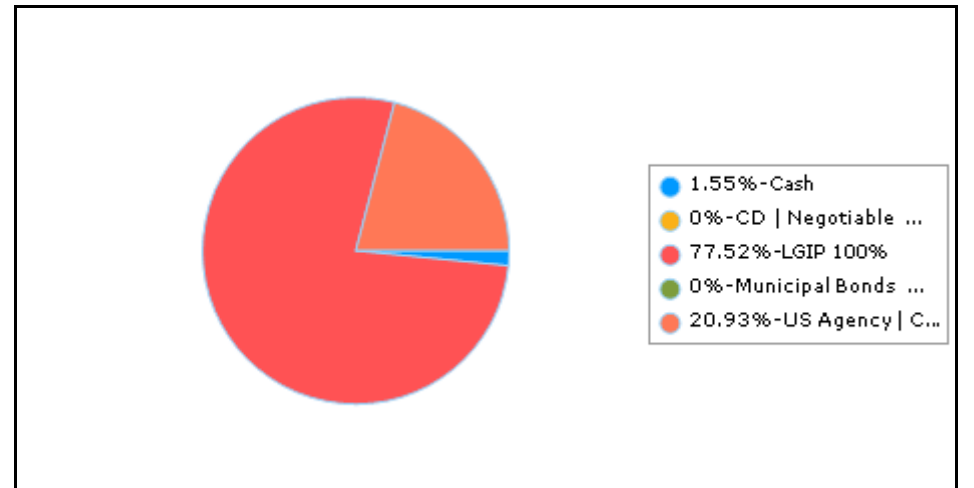
Asset Category Allocation

| Asset Category | Market Value 6/30/2025 | % of Portfolio 6/30/2025 | Market Value 9/30/2025 | % of Portfolio 9/30/2025 |
|--------------------------|---------------------------|-----------------------------|---------------------------|-----------------------------|
| Cash | 4,267,028.02 | 1.13 | 5,489,177.38 | 1.55 |
| CD Negotiable 50% | 487,438.57 | 0.13 | 0.00 | 0.00 |
| LGIP 100% | 289,406,866.79 | 76.43 | 273,942,233.20 | 77.52 |
| Municipal Bonds 50% | 4,000,672.90 | 1.06 | 0.00 | 0.00 |
| US Agency Callable 70% | 80,481,965.00 | 21.26 | 73,958,248.00 | 20.93 |
| Total / Average | 378,643,971.28 | 100.00 | 353,389,658.58 | 100.00 |

Portfolio Holdings as of 6/30/2025



Portfolio Holdings as of 9/30/2025





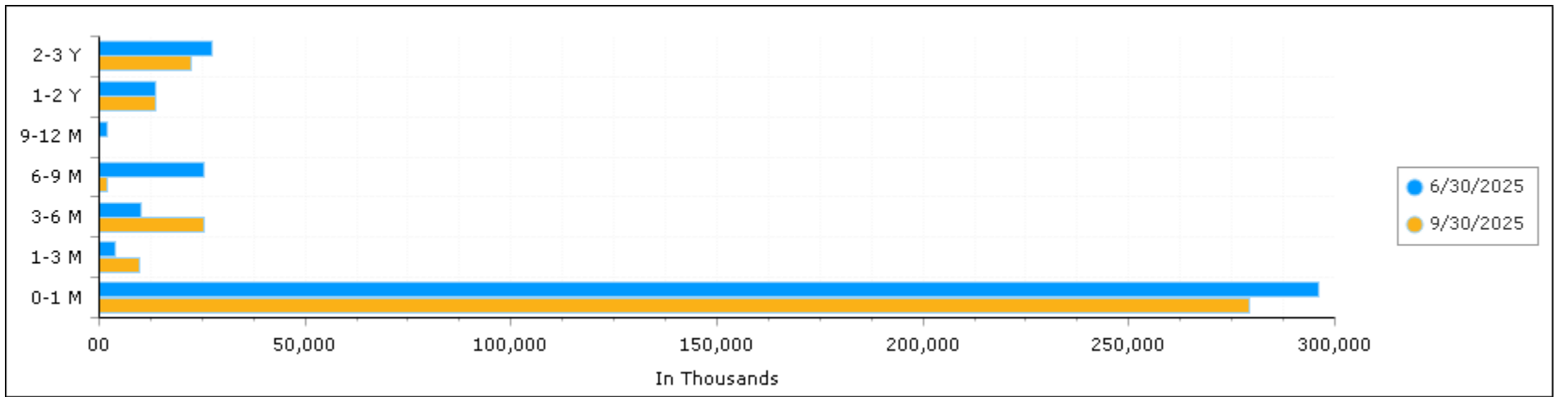
City of Allen | TX Distribution by Maturity Range - Market Value All Portfolios

Begin Date: 6/30/2025, End Date: 9/30/2025

Maturity Range Allocation

| Maturity Range | Market Value 6/30/2025 | % of Portfolio 6/30/2025 | Market Value 9/30/2025 | % of Portfolio 9/30/2025 |
|------------------------|---------------------------|-----------------------------|---------------------------|-----------------------------|
| 0-1 Month | 295,918,617.03 | 78.15 | 279,431,410.58 | 79.07 |
| 1-3 Months | 3,994,702.90 | 1.06 | 9,950,300.00 | 2.82 |
| 3-6 Months | 10,101,056.35 | 2.67 | 25,651,818.00 | 7.26 |
| 6-9 Months | 25,402,035.00 | 6.71 | 1,969,800.00 | 0.56 |
| 9-12 Months | 1,951,520.00 | 0.52 | 0.00 | 0.00 |
| 1-2 Years | 13,824,240.00 | 3.65 | 13,902,430.00 | 3.93 |
| 2-3 Years | 27,451,800.00 | 7.25 | 22,483,900.00 | 6.36 |
| Total / Average | 378,643,971.28 | 100.00 | 353,389,658.58 | 100.00 |

Portfolio Holdings





City of Allen | TX
Portfolio Holdings by Asset Category
All Portfolios

Date: 9/30/2025

| Description | Face Amount / Shares | Settlement Date | Cost Value | Market Price | Market Value | % Portfolio | Credit Rating | Days To Call/Maturity |
|-----------------------|----------------------|-----------------|---------------------|--------------|---------------------|-----------------|---------------|-----------------------|
| CUSIP | | YTM @ Cost | Book Value | YTM @ Market | Accrued Interest | Unre. Gain/Loss | Credit Rating | Duration To Maturity |
| Cash | | | | | | | | |
| JPMorgan Chase MM | | 7/31/2022 | 5,489,177.38 | 100.00 | 5,489,177.38 | 1.55% | NR | 1 |
| CHASE-MM0757 | 5,489,177.38 | 2.57 | 5,489,177.38 | 2.57 | | 0.00 | NR | 0 |
| | | | 5,489,177.38 | | 5,489,177.38 | 1.55% | | 1 |
| Sub Total Cash | 5,489,177.38 | 2.57 | 5,489,177.38 | 2.57 | | 0.00 | | 0 |
| LGIP 100% | | | | | | | | |
| Texas CLASS LGIP | | 7/31/2022 | 3,377,199.71 | 100.00 | 3,377,199.71 | 0.95% | NR | 1 |
| TEXCLASS02-F701 | 3,377,199.71 | 4.35 | 3,377,199.71 | 4.35 | | 0.00 | NR | 0 |
| Texas CLASS LGIP | | 7/31/2022 | 241,365.85 | 100.00 | 241,365.85 | 0.07% | NR | 1 |
| TEXCLASS03-F390 | 241,365.85 | 4.35 | 241,365.85 | 4.35 | | 0.00 | NR | 0 |
| Texas CLASS LGIP | | 9/30/2022 | 265,350,130.60 | 100.00 | 265,350,130.60 | 74.98% | None | 1 |
| TEXCLASS01 | 265,350,130.60 | 4.35 | 265,350,130.60 | 4.35 | | 0.00 | None | 0 |
| Texas CLASS LGIP | | 7/31/2022 | 43,760.29 | 100.00 | 43,760.29 | 0.01% | NR | 1 |
| TEXCLASS08-F550 | 43,760.29 | 4.35 | 43,760.29 | 4.35 | | 0.00 | NR | 0 |
| TexPool LGIP | | 7/31/2022 | 2,023,839.49 | 100.00 | 2,023,839.49 | 0.57% | NR | 1 |
| TEXPOOL05-F700 | 2,023,839.49 | 4.25 | 2,023,839.49 | 4.25 | | 0.00 | NR | 0 |
| TexPool LGIP | | 7/31/2022 | 75,129.14 | 100.00 | 75,129.14 | 0.02% | NR | 1 |
| TEXPOOL47-F801 | 75,129.14 | 4.25 | 75,129.14 | 4.25 | | 0.00 | NR | 0 |
| TexPool LGIP | | 9/30/2022 | 872.52 | 100.00 | 872.52 | 0% | NR | 1 |
| TEXPOOL013 | 872.52 | 4.25 | 872.52 | 4.25 | | 0.00 | NR | 0 |
| TexPool LGIP | | 9/11/2023 | 457,475.22 | 100.00 | 457,475.22 | 0.13% | NR | 1 |
| TEXPOOL07-F801 | 457,475.22 | 4.25 | 457,475.22 | 4.25 | | 0.00 | NR | 0 |
| TexPool LGIP | | 7/31/2022 | 64,204.32 | 100.00 | 64,204.32 | 0.02% | NR | 1 |
| TEXPOOL44-F700 | 64,204.32 | 4.25 | 64,204.32 | 4.25 | | 0.00 | NR | 0 |
| TexPool LGIP | | 7/31/2022 | 2,210,737.88 | 100.00 | 2,210,737.88 | 0.62% | NR | 1 |
| TEXPOOL18-F400 | 2,210,737.88 | 4.25 | 2,210,737.88 | 4.25 | | 0.00 | NR | 0 |



City of Allen | TX
Portfolio Holdings by Asset Category
All Portfolios

Date: 9/30/2025

| Description | Face Amount / Shares | Settlement Date | Cost Value | Market Price | Market Value | % Portfolio | Credit Rating | Days To Call/Maturity |
|---------------------------------|-----------------------|-----------------|-----------------------|--------------|-----------------------|-----------------|---------------|-----------------------|
| CUSIP | | YTM @ Cost | Book Value | YTM @ Market | Accrued Interest | Unre. Gain/Loss | Credit Rating | Duration To Maturity |
| TexPool LGIP | | 7/31/2022 | 97,518.18 | 100.00 | 97,518.18 | 0.03% | NR | 1 |
| TEXPOOL46-F804 | 97,518.18 | 4.25 | 97,518.18 | 4.25 | | 0.00 | NR | 0 |
| | | | 273,942,233.20 | | 273,942,233.20 | 77.4% | | 1 |
| Sub Total LGIP 100% | 273,942,233.20 | 4.35 | 273,942,233.20 | 4.35 | | 0.00 | | 0 |
| US Agency Callable 70% | | | | | | | | |
| FAMC 4.48 8/14/2028-25 | | 8/14/2025 | 10,000,000.00 | 99.89 | 9,988,900.00 | 2.83% | None | 45 |
| 31424WQ21 | 10,000,000.00 | 4.48 | 10,000,000.00 | 4.52 | 57,244.44 | -11,100.00 | None | 2.71 |
| FHLB 0.6 2/12/2026-21 | | 2/12/2021 | 3,000,000.00 | 98.77 | 2,962,980.00 | 0.85% | Moodys-Aaa | 43 |
| 3130AKXQ4 | 3,000,000.00 | 0.60 | 3,000,000.00 | 4.01 | 2,400.00 | -37,020.00 | S&P-AA+ | 0.37 |
| FHLB 0.625 1/28/2026-22 | | 1/28/2021 | 3,000,000.00 | 98.94 | 2,968,290.00 | 0.85% | Moodys-Aaa | 28 |
| 3130AKQZ2 | 3,000,000.00 | 0.63 | 3,000,000.00 | 3.89 | 3,229.17 | -31,710.00 | S&P-AA+ | 0.33 |
| FHLB 0.65 2/24/2026-21 | | 2/24/2021 | 3,000,000.00 | 98.71 | 2,961,330.00 | 0.85% | Moodys-Aaa | 55 |
| 3130AL5X8 | 3,000,000.00 | 0.65 | 3,000,000.00 | 3.92 | 1,950.00 | -38,670.00 | S&P-AA+ | 0.4 |
| FHLB 0.75 3/16/2026-21 | | 3/16/2021 | 3,000,000.00 | 98.57 | 2,956,980.00 | 0.85% | Moodys-Aaa | 77 |
| 3130ALF33 | 3,000,000.00 | 0.75 | 3,000,000.00 | 3.92 | 875.00 | -43,020.00 | S&P-AA+ | 0.46 |
| FHLB 0.875 3/23/2026-21 | | 3/23/2021 | 2,000,000.00 | 98.59 | 1,971,840.00 | 0.57% | Moodys-Aaa | 84 |
| 3130ALGC2 | 2,000,000.00 | 0.88 | 2,000,000.00 | 3.86 | 340.28 | -28,160.00 | S&P-AA+ | 0.48 |
| FHLB 1 3/23/2026-21 | | 3/23/2021 | 1,950,000.00 | 98.66 | 1,923,948.00 | 0.55% | Moodys-Aaa | 23 |
| 3130ALGJ7 | 1,950,000.00 | 1.00 | 1,950,000.00 | 3.83 | 379.17 | -26,052.00 | S&P-AA+ | 0.48 |
| FHLB 1.05 4/15/2026-21 | | 4/15/2021 | 2,000,000.00 | 98.49 | 1,969,800.00 | 0.57% | Moodys-Aaa | 15 |
| 3130ALU51 | 2,000,000.00 | 1.05 | 2,000,000.00 | 3.89 | 9,625.00 | -30,200.00 | S&P-AA+ | 0.54 |
| FHLB 3 4/21/2027-22 | | 4/21/2022 | 5,000,000.00 | 98.85 | 4,942,500.00 | 1.41% | Moodys-Aaa | 21 |
| 3130ARGE5 | 5,000,000.00 | 3.00 | 5,000,000.00 | 3.77 | 66,250.00 | -57,500.00 | S&P-AA+ | 1.51 |
| FHLB 3.175 4/19/2027-22 | | 4/20/2022 | 2,000,000.00 | 99.07 | 1,981,480.00 | 0.57% | Moodys-Aaa | 19 |
| 3130ARHJ3 | 2,000,000.00 | 3.18 | 2,000,000.00 | 3.79 | 28,398.61 | -18,520.00 | S&P-AA+ | 1.51 |



City of Allen | TX
Portfolio Holdings by Asset Category
All Portfolios

Date: 9/30/2025

| Description | Face Amount / Shares | Settlement Date | Cost Value | Market Price | Market Value | % Portfolio | Credit Rating | Days To Call/Maturity |
|---|-----------------------|-----------------|-----------------------|--------------|-----------------------|--------------------|---------------|-----------------------|
| CUSIP | | YTM @ Cost | Book Value | YTM @ Market | Accrued Interest | Unre. Gain/Loss | Credit Rating | Duration To Maturity |
| FHLB 4.5 4/17/2028-25 | | 5/1/2025 | 10,000,000.00 | 99.92 | 9,991,900.00 | 2.83% | Moody's-Aa1 | 17 |
| 3130B66J0 | 10,000,000.00 | 4.50 | 10,000,000.00 | 4.53 | 186,250.00 | -8,100.00 | S&P-AA+ | 2.39 |
| FHLB 4.6 2/25/2028-26 | | 2/25/2025 | 2,500,000.00 | 100.12 | 2,503,100.00 | 0.71% | None | 148 |
| 3130B4YQ8 | 2,500,000.00 | 4.60 | 2,500,000.00 | 4.54 | 11,180.56 | 3,100.00 | None | 2.29 |
| FHLB Step 11/24/2026-22 | | 11/24/2021 | 5,000,000.00 | 99.62 | 4,980,950.00 | 1.41% | Moody's-Aaa | 55 |
| 3130APV51 | 5,000,000.00 | 1.97 | 5,000,000.00 | 4.93 | 35,000.00 | -19,050.00 | S&P-AA+ | 1.13 |
| FHLB Step 4/26/2027-22 | | 4/26/2022 | 2,000,000.00 | 99.88 | 1,997,500.00 | 0.57% | Moody's-Aaa | 26 |
| 3130ARN98 | 2,000,000.00 | 4.10 | 2,000,000.00 | 6.27 | 34,222.22 | -2,500.00 | S&P-AA+ | 1.51 |
| FHLMC 0.7 12/30/2025-21 | | 12/30/2020 | 5,000,000.00 | 99.20 | 4,959,900.00 | 1.41% | Moody's-Aaa | 91 |
| 3134GXHL1 | 5,000,000.00 | 0.70 | 5,000,000.00 | 3.93 | 8,750.00 | -40,100.00 | S&P-AA+ | 0.25 |
| FNMA 0.53 1/22/2026-21 | | 1/22/2021 | 5,000,000.00 | 98.93 | 4,946,550.00 | 1.41% | Moody's-Aaa | 22 |
| 3135GAC58 | 5,000,000.00 | 0.53 | 5,000,000.00 | 4.01 | 5,005.56 | -53,450.00 | S&P-AA+ | 0.31 |
| FNMA 0.56 11/17/2025-22 | | 11/17/2020 | 5,000,000.00 | 99.55 | 4,977,350.00 | 1.41% | Moody's-Aaa | 48 |
| 3135GA2Z3 | 5,000,000.00 | 0.56 | 5,000,000.00 | 4.04 | 10,344.44 | -22,650.00 | S&P-AA+ | 0.13 |
| FNMA 0.6 11/25/2025-22 | | 11/25/2020 | 5,000,000.00 | 99.46 | 4,972,950.00 | 1.41% | Moody's-Aaa | 56 |
| 3135GA3Z2 | 5,000,000.00 | 0.60 | 5,000,000.00 | 4.16 | 10,416.67 | -27,050.00 | S&P-AA+ | 0.15 |
| | | | 74,450,000.00 | | 73,958,248.00 | 21.06% | | 46 |
| Sub Total US Agency Callable 70% | 74,450,000.00 | 2.23 | 74,450,000.00 | 4.25 | 471,861.12 | -491,752.00 | | 1.18 |
| | | | 353,881,410.58 | | 353,389,658.58 | 100.00% | | 10 |
| TOTAL PORTFOLIO | 353,881,410.58 | 3.88 | 353,881,410.58 | 4.30 | 471,861.12 | -491,752.00 | | 0.25 |

CITY COUNCIL REGULAR MEETING AGENDA COMMUNICATION

AGENDA DATE: Tuesday, January 27, 2026, 7:00 PM

AGENDA CAPTION: Adopt a Resolution authorizing the City Manager apply for, accept, reject, alter, or terminate a grant from the State of Texas, Office of the Governor, that provides funding for a Violent Gang Gun Reduction Program.

STAFF RESOURCE: Kyle Taliaferro, Assistant Chief of Police

BOARD/COMMISSION ACTION: None

PREVIOUS COUNCIL ACTION: None

STRATEGIC PLANNING GOAL: Safe and livable community for all.

BACKGROUND:

When the Allen Police Department seizes a firearm associated with a criminal offense, the weapon is test-fired and the resulting cartridge case is submitted to the National Integrated Ballistic Information Network (NIBIN). NIBIN is a nationwide database that compares digital images of ballistic evidence and can link firearms to criminal offenses across jurisdictions. The program automates ballistic comparisons and provides timely, actionable investigative leads to law enforcement agencies.

In 2025, the Allen Police Department test-fired 380 firearms, triaged 719 cartridge cases, and identified 47 cartridge cases with potential links to criminal activity. We continue to see an increase in criminal offenses that have guns associated with each incident.

Currently, personnel must travel to multiple locations to process NIBIN entries, resulting in inefficiencies and increased staff time. Grant funding would allow the department to purchase a NIBIN system and associated equipment for installation at police headquarters. This investment would significantly improve efficiency, increase productivity, reduce processing time, and accelerate the delivery of investigative leads to detectives and partner agencies.

The Grant would give the Allen Police Department \$170,000 to purchase this equipment.

BUDGETARY IMPACT:

None

LEGAL NOTICES:

STAFF RECOMMENDATION:

Staff recommends approval

MOTION:

I make a motion to adopt Resolution No. _____ authorizing the City Manager apply for, accept, reject, alter, or terminate a Grant from the State of Texas, Office of the Governor, Adopt a Resolution authorizing the City Manager apply for, accept, reject, alter, or terminate a grant from the State of Texas, Office of the Governor, that provides funding for a Violent Gang Gun Reduction Program.

Attachments

[Resolution](#)

RESOLUTION NO. _____

A RESOLUTION OF THE CITY COUNCIL OF THE CITY OF ALLEN, COLLIN COUNTY, TEXAS, TO APPLY FOR, ACCEPT, REJECT, ALTER, OR TERMINATE GRANT # 5719501, A GRANT FROM THE STATE OF TEXAS, OFFICE OF THE GOVERNOR, PROVIDING FUNDING FOR A VIOLENT GANG GUN REDUCTION PROGRAM FOR FISCAL YEAR 2027, IN THE AMOUNT OF ONE HUNDRED AND SEVENTY THOUSAND DOLLARS (\$170,000), IF AWARDED.

WHEREAS, the City of Allen, and its police department, recognizes that guns in the hands of criminal gangs present a clear threat to the safety of all who work and reside within the city; and,

WHEREAS, the City of Allen, and its police department, finds it in the best interest of the citizens of Allen, that the Violent Gang Gun Reduction Program be operated for the 2027 Fiscal Year; and,

WHEREAS, the City of Allen Police Department agrees to provide applicable matching funds for the said project as required by the Project Safe Neighborhoods Program grant application; and,

NOW, THEREFORE, BE IT RESOLVED BY THE CITY COUNCIL OF THE CITY OF ALLEN, COLLIN COUNTY, TEXAS, THAT:

SECTION 1. The City of Allen agrees that in the event of loss or misuse of the Office of the Governor funds, the City of Allen assures that the funds will be returned to the Office of the Governor in full.

SECTION 2. The City of Allen designates City Manager Eric Ellwanger as the grantee’s authorized official. The authorized official is given the power to apply for, accept, reject, alter or terminate the grant on behalf of the applicant agency.

SECTION 3. The City of Allen designates Chief Financial Officer Peter Phillis as the grantee’s financial officer. The financial officer is given the power to submit financial and/or programmatic reports or alter a grant on behalf of the applicant agency.

SECTION 4. The City of Allen approves the submission of the grant application for the Violent Gang Gun Reduction Program and this resolution shall take effect immediately from and after its passage in accordance with the provisions of the Charter of the City of Allen, and it is accordingly so resolved.

DULY PASSED AND APPROVED BY THE CITY COUNCIL OF THE CITY OF ALLEN, COLLIN COUNTY, TEXAS, ON THIS THE 27TH DAY OF JANUARY 2026.

APPROVED:

Baine L. Brooks, MAYOR

ATTEST:

Shelley B. George, TRMC, CITY SECRETARY

CITY COUNCIL REGULAR MEETING AGENDA COMMUNICATION

| | |
|---------------------------------|--|
| AGENDA DATE: | Tuesday, January 27, 2026, 7:00 PM |
| AGENDA CAPTION: | Conduct a Public Hearing and adopt an Ordinance to change the base zoning of Lot 2, Block 1, Bethany Pet Hospital, from Agriculture/Open Space to Single-Family Residential R-3, generally located 210± feet north of the northeast corner of the intersection of Heritage Parkway and Bethany Drive. [Heritage Parkway - Straight Zoning] |
| STAFF RESOURCE: | Kim Yockey, Senior Planner |
| BOARD/COMMISSION ACTION: | The Planning and Zoning Commission recommended approval of the request at the January 6, 2026, meeting in a 7-0 vote. November 15, 2016 - Final Plat - Approved |
| PREVIOUS COUNCIL ACTION: | None. |
| STRATEGIC PLANNING GOAL: | Safe and livable community for all. |

BACKGROUND:

The subject property is generally located 210± feet north of the northeast corner of the intersection of Heritage Parkway and Bethany Drive. The surrounding properties are zoned as follows:

- North: Single-Family Residential R-3 (R-3).
- East: Single-Family Residential R-5.
- South: Agriculture/Open Space (A/O).
- West: Planned Development No. 22 with a base zoning of Single-Family.

The subject property has a zoning designation of A/O. The applicant proposes to change the base zoning of the subject property from A/O to R-3.

To evaluate this request, staff reviewed the recently adopted 2045 Future Land Use Plan (FLUP) and surrounding properties. The Future Land Use Map, adopted as part of the FLUP, designates this area as Low Density Residential. This property is shown as Low Density Residential with a density between one and five units per acre. The FLUP defines Low Density as the following:

"Low Density Residential developments should generally be located on medium (0.25-0.49 acres) to large (over 0.5 acres) lots with large setbacks from streets or adjacent properties. Driveways should either enter from the street or alley, and to the extent possible garages should not face the street."

Per the Allen Land Development Code (ALDC), the R-3 zoning district has a maximum dwelling units of three per acre, which is in conformance with the dwelling units per acre identified by the FLUP. The applicant intends and must follow to its full extent the regulations set forth by the ALDC for R-3 zoned properties, in order to progress through the entitlement process.

The ordinance establishes R-3 as the base zoning. Since this request is for straight zoning, development of the property will be required to comply with all requirements of the R-3 zoning district. Any deviations will result in further entitlement.

The request has been reviewed by the Technical Review Committee, is in conformance with the ALDC, and meets the expectations of the 2045 Allen Comprehensive Plan.

LEGAL NOTICES:

- Property Notification Letters - December 16, 2025.
- Public Hearing Sign - December 18, 2025.
- Public Hearing Notice - January 9, 2026.

STAFF RECOMMENDATION:

Staff recommends approval.

MOTION:

I make a motion to adopt Ordinance No. _____ to change the base zoning of Lot 2, Block 1, Bethany Animal Hospital to Single-Family R-3.

Attachments

[Ordinance](#)

[Draft Minutes of the January 6, 2026, Planning and Zoning Commission Meeting](#)

[Property Notification Map](#)

ORDINANCE NO. _____

AN ORDINANCE OF THE CITY COUNCIL OF THE CITY OF ALLEN, COLLIN COUNTY, TEXAS, AMENDING THE ALLEN LAND DEVELOPMENT CODE AND ZONING MAP, AS PREVIOUSLY AMENDED, BY GRANTING A CHANGE IN ZONING OF LOT 2, BLOCK 1, BETHANY PET HOSPITAL FROM AGRICULTURE-OPEN SPACE DISTRICT “AO” TO SINGLE-FAMILY RESIDENTIAL DISTRICT “R-3”; PROVIDING FOR A CONFLICTS RESOLUTION CLAUSE; PROVIDING A SEVERABILITY CLAUSE; PROVIDING A SAVINGS CLAUSE; PROVIDING A PENALTY OF FINE NOT TO EXCEED THE SUM OF TWO THOUSAND DOLLARS (\$2,000) FOR EACH OFFENSE; AND PROVIDING AN EFFECTIVE DATE.

WHEREAS, the Planning and Zoning Commission and the governing body of the City of Allen, Texas, in compliance with the laws of the State of Texas and the ordinances of the City of Allen, Texas, have given the requisite notices by publication and otherwise, and after holding due hearings and affording a full and fair hearing to all the property owners generally and to all persons interested and situated in the affected area, and in the vicinity thereof, and in the exercise of its legislative discretion, have concluded that the Allen Land Development Code Zoning Regulations and Zoning Map of the City of Allen, Texas, as previously amended, should be amended.

NOW, THEREFORE, BE IT ORDAINED BY THE CITY COUNCIL OF THE CITY OF ALLEN, COLLIN COUNTY, TEXAS, THAT:

SECTION 1. The Allen Land Development Code Zoning Regulations and the Zoning Map of the City of Allen, Collin County, Texas, as previously amended, be further amended by granting a change in zoning of Lot 2, Block 1, Bethany Pet Hospital, an addition to the City of Allen, Collin County, Texas, according to the plat thereof recorded in Volume 2016, Page 852, Map Records, Collin County, Texas (“the Property”) from Agriculture-Open Space District “AO” to Single-Family Residential District “R-3.”

SECTION 2. To the extent of any irreconcilable conflict with the provisions of this Ordinance and other ordinances of the City of Allen governing the use and development of the Property and which are not expressly amended by this Ordinance, the provisions of this Ordinance shall be controlling.

SECTION 3. Should any word, sentence, paragraph, subdivision, clause, phrase or section of this Ordinance, or of the Allen Land Development Code Zoning Regulations, as amended hereby, be adjudged or held to be void or unconstitutional, the same shall not affect the validity of the remaining portions of said Ordinance or the Allen Land Development Code Zoning Regulations, as amended hereby, which shall remain in full force and effect.

SECTION 4. An offense committed before the effective date of this Ordinance is governed by prior law and the provisions of the Allen Land Development Code Zoning Regulations, as amended, in effect when the offense was committed, and the former law is continued in effect for this purpose.

SECTION 5. Any person, firm or corporation violating any of the provisions or terms of this Ordinance shall be subject to the same penalty as provided for in Allen Land Development Code Zoning Regulations of the City of Allen, as previously amended, and upon conviction shall be punished by a fine not to exceed the sum of Two Thousand Dollars (\$2,000) for each offense.

SECTION 6. This Ordinance shall take effect immediately from and after its passage and publication in accordance with the provisions of the Charter of the City of Allen, and it is accordingly so ordained.

DULY PASSED AND APPROVED BY THE CITY COUNCIL OF THE CITY OF ALLEN, COLLIN COUNTY, TEXAS, ON THIS THE 27TH DAY OF JANUARY 2026.

APPROVED:

Baine L. Brooks, MAYOR

APPROVED AS TO FORM:

ATTEST:

Peter G. Smith, City Attorney

Shelley B. George, TRMC, City Secretary

EXHIBIT "A"
LEGAL DESCRIPTION
761 HERITAGE PARKWAY
LOT 2, BLOCK 1
BETHANY PET HOSPITAL
IN THE
GEORGE W. FORD SURVEY
ABSTRACT NO. 328,
CITY OF ALLEN,
COLLIN COUNTY, TEXAS

BEING a tract of land situate in the George W. Ford Survey, Abstract number 328, City of Allen, Collin County, Texas, and being part of Lot 2, Block 1 of Bethany Pet Hospital Addition, an addition to the City of Allen as recorded in Document Number 2016-852 of the Official Public Records of Collin County, Texas, and being more particularly described by metes and bounds as follows:

BEGINNING at a 1/2-inch iron rod (N=7083327.66, E=2535147.69) found for the northwest corner of said Lot 2, said iron being on the east right-of-way lien of Heritage Parkway (a 60-foot wide right-of-way);

THENCE North 88 degrees 46 minutes 57 seconds East, along the north line of said Lot 2, a distance of 223.26 feet to a point for corner;

THENCE South 00 degrees 00 minutes 25 seconds West, along the east line of said Lot 2, a distance of 196.5 feet to a point for the most easterly southeast corner of said Lot 2;

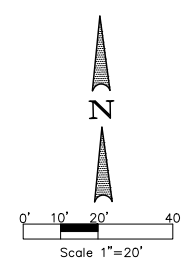
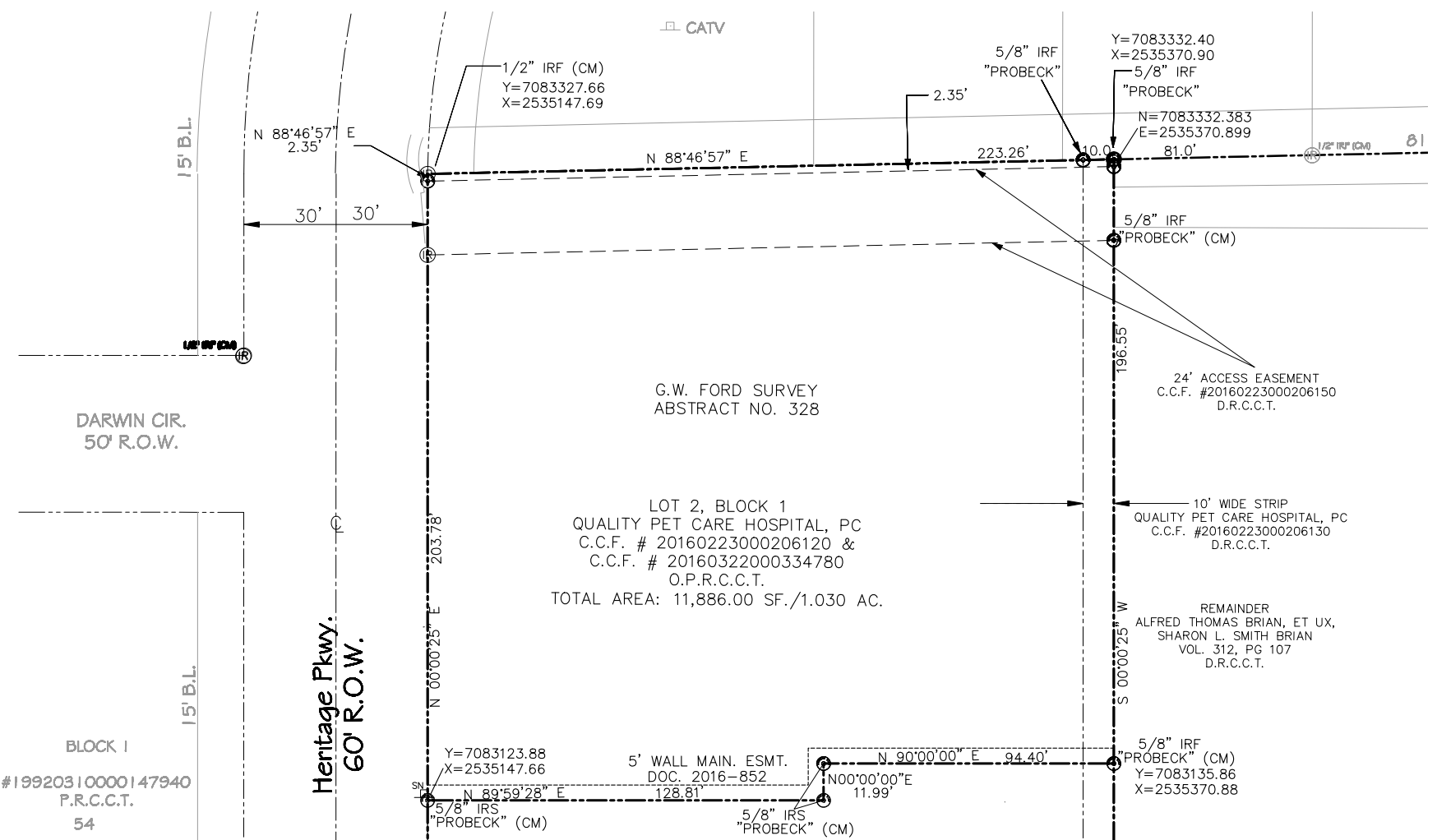
THENCE South 90 degrees 00 minutes 00 seconds West, along the south line of said Lot 2, a distance of 94.40 feet to a point for corner;

THENCE South 00 degrees 00 minutes 00 seconds West, continuing along said south line, a distance of 11.99 feet to a point for corner;

THENCE South 89 degrees 59 minutes 28 seconds West, continuing along said south line, a distance of 128.81 feet to a point for the southwest corner of said Lot 2, said corner being on the aforementioned east right-of-way line of Heritage Parkway;

THENCE North 00 degrees 00 minutes 25 seconds East, along the common said east right-of-way line and the west lien of said Lot 2, a distance of 203.78 feet to the POINT OF BEGINNING AND CONTAINING 44,886 square feet or 1.030 acres of land, more or less.

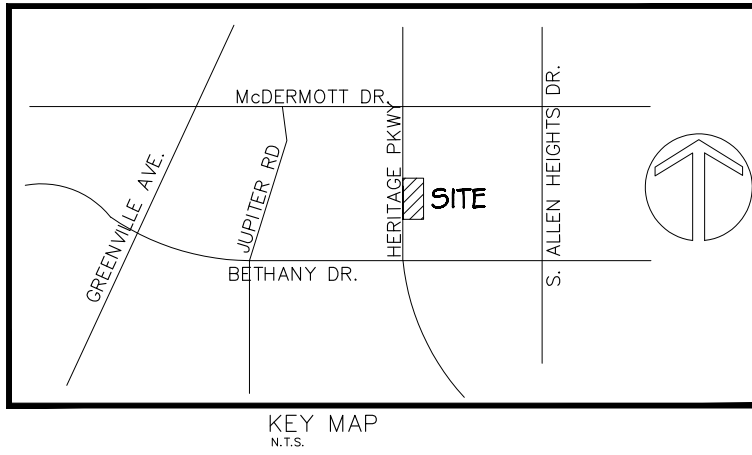
The Basis of Bearings is the Texas Coordinate System of 1983, North Central Zone (4202).



CONTACT INFORMATION
OWNER:
DR. AKM MONIRUL HUQ
3713 BELLAVISTA DR.
PLANO, TX 75074
PH: 469 450 5851
EMAIL: akmhuq01@yahoo.com

ENGINEER: ND & ASSOCIATES, LLC
CONTACT: NAIM KHAN, P.E.
603 CHERRY TREE LANE
WYLIE, TX 75098
PH: 214 533 7181
E-MAIL: naim1207@yahoo.com

SURVEYOR:
GEONAV SURVEYING
CONTACT: CHRIS HOWARD, R.P.L.S.
3410 MIDCOURT ROAD
SUITE 110
CARROLLTON, TX 75006
PH: 972 243 2409
EMAIL: CHRIS.HOWARD@GEO-NAV.COM



Naim Uddin Khan
Md. Naim Uddin Khan 11-29-2025
ENGINEER NO. 87776. THESE PLANS WERE PREPARED UNDER THE RESPONSIBLE SUPERVISION OF MD. NAIM UDDIN KHAN REGISTERED PROFESSIONAL ENGINEER.
THE SEAL APPEARING ON THIS DOCUMENT WAS AUTHORIZED BY MD. NAIM UDDIN KHAN P.E. #87776

| ZONING EXHIBIT | |
|--|--|
| SINGLE FAMILY DEVELOPMENT | Date 11/29/2025 |
| LOT 2, BLOCK 1 GEORGE W. FORD SURVEY ABSTRACT 328 761 HERITAGE PKWY CITY OF ALLEN, COLLIN COUNTY, TEXAS | Scale : 1"=20' |
| | Design/Draft : ND |
| ND & Associates, LLC 603 Cherry Tree Lane Wylie, Texas 75098 Contact: Naim Khan, P.E., CFM PH: (214) 533 7181 EMAIL: naim1207@yahoo.com FIRM # F - 13340 | Checked : ND |
| | ND PROJECT NO : 857-ALLEN-23 SHEET 1 OF 1 |

January 6, 2026, Planning and Zoning Commission Meeting Minutes

Conduct a Public Hearing and consider a request to change the base zoning of Lot 2, Block 1, Bethany Pet Hospital, from Agriculture/Open Space to Single-Family Residential R-3, generally located 210± feet north of the northeast corner of the intersection of Heritage Parkway and Bethany Drive. [Heritage Parkway - Straight Zoning]

Ms. Yockey, Senior Planner, presented the item to the Commission and stated that staff recommends approval of the item.

Chair Metevier opened the Public Hearing.

Chair Metevier mentioned receipt of the following letter in support of the item:

- Debbie McLaurin, 5 Darwin Circle, Allen, TX

Note, this letter was mentioned during item 4.3 by mistake.

Chair Metevier closed the Public Hearing.

The Commission discussed access points and structures on the property.

Motion: Upon a motion by 2nd Vice-Chair Kathuria and a second by Commissioner Voss, the Commission voted 7 IN FAVOR and 0 OPPOSED to recommend approval of the request to change the base zoning of Lot 2, Block 1, Bethany Pet Hospital to Single-Family R-3. The motion carried.

ATTENDANCE:

Commissioners Present:

Dan Metevier, Chair

Gary Stocker, 1st Vice-Chair

Sandeep Kathuria, 2nd Vice-Chair

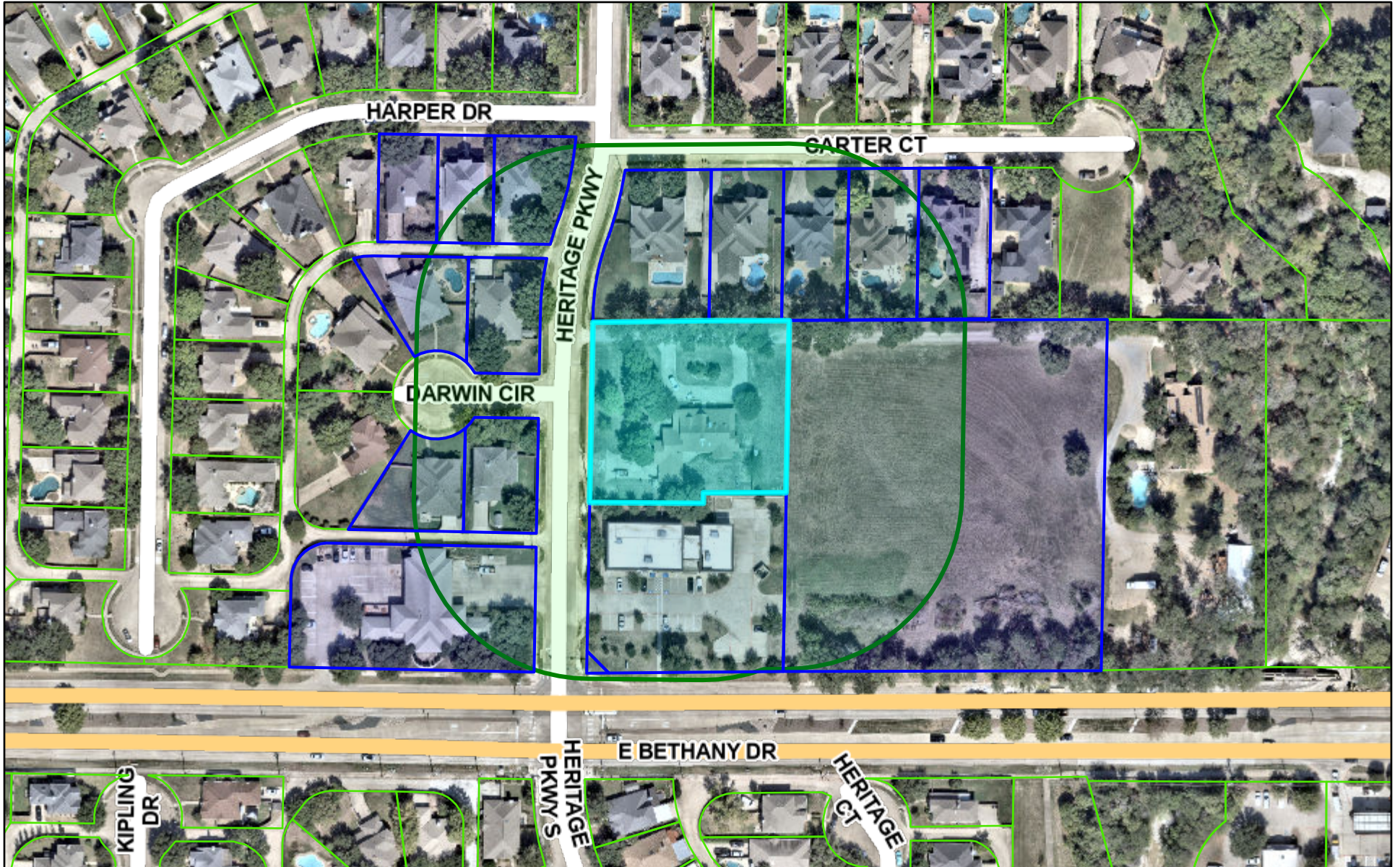
Doug Galletti

Tim Voss

Cynthia Walker


Danielle Westgard

Public Notification Map - Heritage Pkwy



12/15/2025, 4:18:44 PM

 Collin County Appraisal District Parcels



Sources: Esri, Vantor, Airbus DS, USGS, NGA, NASA, CGIAR, N Robinson, NCEAS, NLS, OS, NMA, Geodatastyrelsen, Rijkswaterstaat, GSA, Geoland,

City of Allen

CITY COUNCIL REGULAR MEETING AGENDA COMMUNICATION

| | |
|---------------------------------|--|
| AGENDA DATE: | Tuesday, January 27, 2026, 7:00 PM |
| AGENDA CAPTION: | Conduct a Public Hearing and adopt an Ordinance to establish a Planned Development with a base zoning of Light Commercial regulating the development and use of 2.424± acres of land in the Peter Fischer Survey, Abstract No. 324, generally located 580± feet west of the northwest corner of the intersection of Allen Heights Drive and Main Street. [Mustang Creek] |
| STAFF RESOURCE: | Kim Yockey, Senior Planner |
| BOARD/COMMISSION ACTION: | The Planning and Zoning Commission recommended approval of the request at the January 6, 2026, meeting in a 7-0 vote. |
| PREVIOUS COUNCIL ACTION: | None. |
| STRATEGIC PLANNING GOAL: | Vibrant community with lively destinations and successful commercial centers. |

BACKGROUND:

The subject property is generally located generally located 580± feet west of the northwest corner of the intersection of Allen Heights Drive and Main Street. The surrounding properties are zoned as follows:

- North: Light Commercial (LC).
- East: Planned Development No. 1 with a base zoning of Shopping Center (SC) and Single-Family Residential R-6.
- South (across Main Street): Planned Development No. 33 with a base zoning of Single-Family R-1 and Community Facilities.
- West: LC.

The subject property has a zoning designation of LC. The applicant is requesting to establish a Planned Development (PD) that retains the LC zoning classification and includes Development Regulations to allow for driveway spacing less than 310 feet from other driveways and adopt a Zoning Exhibit and Concept Plan.

The Concept Plan shows three commercial buildings encompassing 16,200 square feet with associated parking and one driveway off Main Street. Mustang Creek is located along the western portion of the property. An eight foot (8') wide bike trail is located just east of Mustang Creek.

Main Street is classified as an M6D arterial street, however, the Allen Land Development Code (ALDC) does not permit driveway spacing on a M6D arterial street to be less than 310 feet. The ALDC permits the City Engineer to allow up to a 35% reduction in spacing as a right. Therefore, development of the site as proposed requires approval by City Council.

The driveway is 94± feet from an existing driveway located on the property east of the subject site. The adjacent driveway is a fire lane and utility easement and generally not utilized by the public, as it is not the main entrance into the Allen Heights Shopping Center. The location of the existing trail and creek also limit the placement of a driveway and overall design of the site.

The ordinance establishes development regulations that allow the reduced driveway spacing requirement and adopts the general layout of the buildings and parking areas on the site. Development and use of the site will comply with all other requirements of the ALDC. Establishing a PD with development regulations as presented allows the applicant to construct three new commercial buildings which will be compatible with the surrounding uses.

This request has been reviewed by the Technical Review Committee.

LEGAL NOTICES:

- Property Notification Letters - Mailed December 16, 2025.
- Public Hearing Sign - Installed December 18, 2025.
- Public Hearing Notice - January 9, 2026.

STAFF RECOMMENDATION:

Staff recommends approval.

MOTION:

I make a motion to adopt Ordinance No. _____ to establish Planned Development No. 152 with a base zoning of Light Commercial for 2.424± acres of land in the Peter Fischer Survey, Abstract No. 324.

Attachments

[Ordinance](#)

[Draft Minutes of the January 6, 2026, Planning and Zoning Commission Meeting](#)

[Property Notification Map](#)

ORDINANCE NO. _____

AN ORDINANCE OF THE CITY COUNCIL OF THE CITY OF ALLEN, COLLIN COUNTY, TEXAS, AMENDING THE ALLEN LAND DEVELOPMENT CODE AND ZONING MAP, AS PREVIOUSLY AMENDED, BY AMENDING THE REGULATIONS RELATING TO THE DEVELOPMENT AND USE OF 2.424± ACRES IN THE PETER FISCHER SURVEY, ABSTRACT NO. 324, BY CHANGING THE ZONING FROM LIGHT COMMERCIAL DISTRICT “LC” TO PLANNED DEVELOPMENT “PD” NO. 152 FOR LIGHT COMMERCIAL DISTRICT “LC”; ADOPTING DEVELOPMENT REGULATIONS, A ZONING EXHIBIT, AND CONCEPT PLAN; PROVIDING FOR A CONFLICTS RESOLUTION CLAUSE; PROVIDING A SEVERABILITY CLAUSE; PROVIDING A SAVINGS CLAUSE; PROVIDING A PENALTY OF FINE NOT TO EXCEED THE SUM OF TWO THOUSAND DOLLARS (\$2,000) FOR EACH OFFENSE; AND PROVIDING AN EFFECTIVE DATE.

WHEREAS, the Planning and Zoning Commission and the governing body of the City of Allen, Texas, in compliance with the laws of the State of Texas and the ordinances of the City of Allen, Texas, have given the requisite notices by publication and otherwise, and after holding due hearings and affording a full and fair hearing to all the property owners generally and to all persons interested and situated in the affected area, and in the vicinity thereof, and in the exercise of its legislative discretion, have concluded that Allen Land Development Code Zoning Regulations and Zoning Map of the City of Allen, Texas, as previously amended, should be amended.

NOW, THEREFORE, BE IT ORDAINED BY THE CITY COUNCIL OF THE CITY OF ALLEN, COLLIN COUNTY, TEXAS, THAT:

SECTION 1. The Allen Land Development Code Zoning Regulations and the Zoning Map of the City of Allen, Collin County, Texas, as previously amended, be further amended granting a change in zoning for 2.424± acres in the Peter Fischer Survey, Abstract No. 324, City of Allen, Collin County, Texas, as more particularly described and depicted in Exhibit “A,” attached hereto and incorporated herein by reference (the “Property”) from Light Commercial District “LC” to Planned Development “PD” No. 152 for Light Commercial “LC” subject to the use and development regulations set forth in Section 2 of this Ordinance.

SECTION 2. The Property shall be developed and used in accordance with the applicable provisions of the Allen Land Development Code, as amended, (“ALDC”), except to the extent modified as follows:

- A. BASE ZONING DISTRICT:** The Property shall be developed and used in accordance with the use and development regulations of Light Commercial District “LC” except as otherwise provided in this Ordinance.
- B. CONCEPT PLAN:** The Property shall be developed in general conformance with the Site Plan attached hereto as Exhibit “B” and incorporated herein by reference (the “Site Plan”).
- C. DRIVEWAY ACCESS:** The property may have a minimum driveway spacing of not less than ninety feet (90’) from an existing driveway and shall be in general conformance with the Site Plan.

SECTION 3. To the extent of any irreconcilable conflict with the provisions of this Ordinance and other ordinances of the City of Allen governing the use and development of the Property and which are not expressly amended by this Ordinance, the provisions of this Ordinance shall be controlling.

SECTION 4. Should any word, sentence, paragraph, subdivision, clause, phrase or section of this Ordinance, or of the Allen Land Development Code Zoning Regulations, as amended hereby, be adjudged or held to be void or unconstitutional, the same shall not affect the validity of the remaining portions of said ordinance or the Allen Land Development Code Zoning Regulations, as amended hereby, which shall remain in full force and effect.

SECTION 5. An offense committed before the effective date of this Ordinance is governed by prior law and the provisions of the Allen Land Development Code Zoning Regulations, as amended, in effect when the offense was committed, and the former law is continued in effect for this purpose.

SECTION 6. Any person, firm or corporation violating any of the provisions or terms of this Ordinance shall be subject to the same penalty as provided for in Allen Land Development Code Zoning Regulations of the City of Allen, as previously amended, and upon conviction shall be punished by a fine not to exceed the sum of Two Thousand Dollars (\$2,000) for each offense.

SECTION 7. This Ordinance shall take effect immediately from and after its passage and publication in accordance with the provisions of the Charter of the City of Allen, and it is accordingly so ordained.

DULY PASSED AND APPROVED BY THE CITY COUNCIL OF THE CITY OF ALLEN, COLLIN COUNTY, TEXAS, ON THIS THE 27TH DAY OF JANUARY 2026.

APPROVED:

Baine L. Brooks, MAYOR

APPROVED AS TO FORM:

ATTEST:

Peter G. Smith, City Attorney

Shelley B. George, TRMC, City Secretary

EXHIBIT "A"
LEGAL DESCRIPTION

SITUATED in the State of Texas, County of Collin, City of Allen, being part of the Peter Fisher Survey, Abstract No. 324, being all of a called 2.424 acre tract of land as recorded under Document No. 2025000032444 of the Deed Records of Collin County, Texas, with said premises being more particularly described as follows:

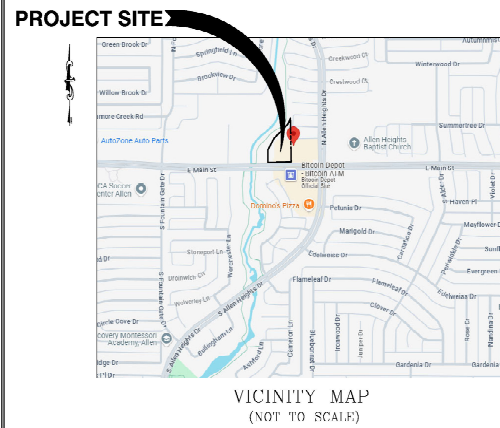
BEGINNING at an "X" found in the north right-of-way line of Main Street, marking the southeast corner of Allen Blue Star Storage, same being the southeast corner of a right-of-way dedication as recorded in Volume 2008, Page 254 of the Plat Records of Collin County, Texas, the southwest corner of said 2.424 acre tract and the herein described premises;

THENCE with an east line of Allen Blue Star Storage and the west line of said 2.424 acre tract as follows: North 00°01'53" East, passing at 10.00 feet the southeast corner of Lot 1 of said Allen Blue Star Storage, and continuing for a total distance of 162.40 feet to a point for corner; North 28°48'53" East, 162.80 feet to a point for corner; North 43°49'02" East, 251.97 feet to a point for corner; North 24°38'53" East, 75.82 feet to a point for corner, being in the west line of Timber Bend, First Increment as recorded in Volume C, Page 72 of the Plat Records of Collin County, Texas, marking an exterior corner of Lot 1 of said Allen Blue Star Storage, the north corner of said 2.424 acre tract and said premises:

THENCE partway with the west line of said Timber Bend, First Increment, the west line of Lot 1, Block A of Allen Heights Shopping Center as recorded in Volume J, Page 367 of the Plat Records of Collin County, Texas, and the east line of said 2.424 acre tract, South 01°02'13" East, passing at 120.00 feet a 5/8" iron rod found for reference, and continuing for a total distance of 548.33 feet to a 5/8" iron rod found in the north right-of-way line of Main Street, marking the southwest corner of Lot 1, Block A Allen Heights Shopping Center, the southeast corner of said 2.424 acre tract and said premises;

THENCE with the north right-of-way line of Main Street and the south line of said 2.424 acre tract, South 88°32'13" West, 294.65 feet to the place of beginning and containing 2.424 acres of land.

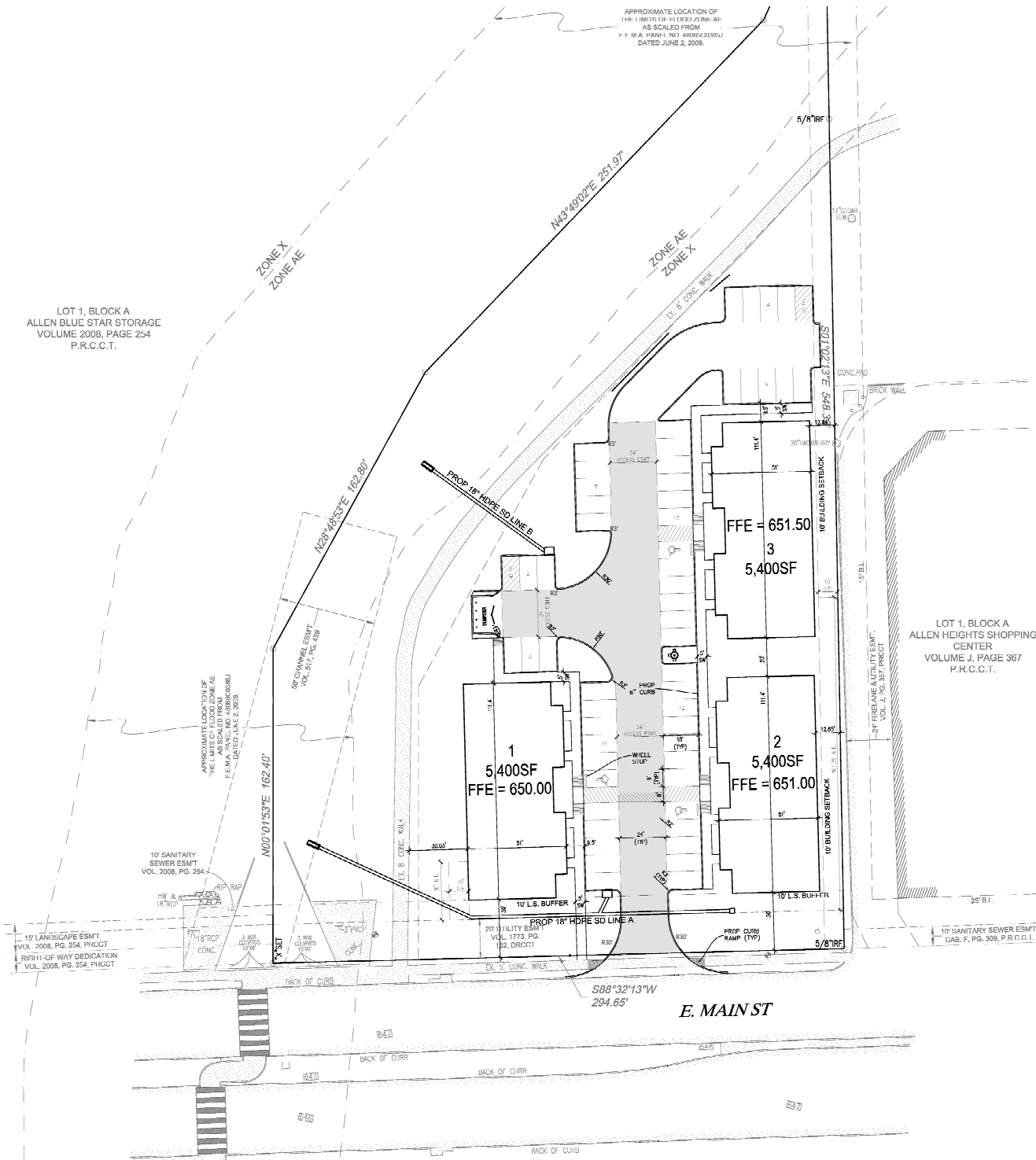
EXHIBIT "B"
SITE PLAN



LOT 1, BLOCK A
ALLEN BLUE STAR STORAGE
VOLUME 2008, PAGE 254
P.R.C.C.T.

SITE DATA SUMMARY:

1. FIGA1 DFSC: ABS A0324 PETER FISHER SURVEY, TRACT 13, 2.424 ACRES.
PROPERTY ID: 2632465
GEODID: R-6324-000-0130-1
2. EXISTING ZONING: LC, LIGHT COMMERCIAL DISTRICT
PROPOSED ZONING TO REMAIN LC.
3. GROSS SITE AREA: 2.424 AC (105,589.44 SF) PER CURRENT DESIGN & TOPOGRAPHIC SURVEY BY ROOME LAND SURVEYING DATED 3-17-25
4. LOT COVERAGE:
GROSS TOTAL LOT = 2.424 AC (105,589.44 SF)
EACH BUILDING GROSS SF = 5,397 X 3 BUILDINGS = 16,191 SF, 15% OF LOT.
TOTAL SF FIRE LANE = 7,960 SF, 8% OF LOT.
TOTAL SF ACCESS LANE (NON FIRE LANE) = 3,371 SF, 3% OF LOT.
TOTAL SF SIDEWALK = 4,667.25 SF, 4% OF LOT.
TOTAL LOT COVERAGE = 43,301.25 SF OR 41% OF LOT.
5. FLOOR AREA RATIO = 16,191 TOTAL BLDG SF / 101,589.44 TOTAL LOT SF = 15%.
6. MAX HT OF THE SINGLE STORY BUILDING WITH AN 8:12 SLOPED ROOF IS 26'-2".
7. PARKING REQUIRED FOR OFFICE: 1:300 SF
3 BLDGS @ 5,397 SF EA = 16,191 SF
PARKED @ 1:300 IS 54 PARKING SPACES REQUIRED.
54 PARKING SPACES ARE PROVIDED.
NO PARKING SPACES FACE THE STREET.



LEGEND

FIRELANE

GENERAL NOTES:

1. THE CONTRACTOR SHALL VERIFY THE LOCATION, SIZE, AND MATERIAL OF ALL EXISTING UTILITIES AFFECTED BY CONSTRUCTION PRIOR TO COMMENCEMENT. CONTRACTOR SHALL CONTACT A UTILITY LOCATOR 48 HOURS PRIOR TO CONSTRUCTION.
2. THE CONTRACTOR SHALL BE RESPONSIBLE FOR OBTAINING ALL NECESSARY PERMITS FROM THE CITY.
3. THE CONTRACTOR SHALL BE SOLELY RESPONSIBLE FOR ALL CONSTRUCTION BEING IN ACCORDANCE WITH THE APPLICABLE FEDERAL, STATE, AND LOCAL REQUIREMENTS, REGULATIONS, STATUTES, STANDARDS, AND SPECIFICATIONS.
4. ALL MATERIALS AND WORKMANSHIP SHALL CONFORM TO THE STANDARD SPECIFICATIONS FOR PUBLIC WORKS CONSTRUCTION FOR NORTH CENTRAL TEXAS COUNCIL OF GOVERNMENTS, LATEST EDITION.
5. CONTRACTOR SHALL PROTECT EXISTING CONTROL MONUMENTATION AND BENCHMARKS. ANY SUCH POINTS WHICH THE CONTRACTOR BELIEVES WILL BE DESTROYED SHALL HAVE OFFSET POINTS ESTABLISHED BY THE CONTRACTOR PRIOR TO CONSTRUCTION. ANY MONUMENTATION DESTROYED BY THE CONTRACTOR SHALL BE REESTABLISHED AT HIS EXPENSE.
6. CONTRACTOR SHALL PROTECT ALL PUBLIC UTILITIES IN THE CONSTRUCTION OF THIS PROJECT.
7. ALL EARTHWORK OPERATIONS, PAVEMENT INSTALLATION, ETC. SHALL CONFORM TO THE RECOMMENDATION OF THE GEOTECHNICAL REPORT.
8. THE CONTRACTOR SHALL VERIFY THE SUITABILITY OF ALL EXISTING AND PROPOSED SOIL CONDITIONS, INCLUDING GRADES AND DIMENSIONS BEFORE COMMENCEMENT OF ANY CONSTRUCTION. IN THE EVENT OF ANY CONFLICT, AND PRIOR TO COMMENCEMENT OF ANY CONSTRUCTION, IMMEDIATELY NOTIFY THE ENGINEER.
9. ALL CONCRETE PAVEMENT SHALL BE 3,500 PSI CONCRETE. CONCRETE THICKNESS SHALL BE 6" UNDER ALL FIRELANES AND HEAVY DUTY TRAFFIC AREAS, 6" UNDER MEDIUM DUTY TRAFFIC AREAS AND 5" UNDER ALL PARKING AREAS AS RECOMMENDED BY THE GEOTECHNICAL REPORT. PLEASE REFER TO GEOTECHNICAL REPORT.
10. THE FIRE LANE SHALL BE 6" OF REINFORCED CONCRETE ON 6" OF STABILIZED SOIL WITH A MINIMUM OF 30 LBS/SQ YD OF LIME OR CEMENT AS INDICATED IN THE GEOTECH REPORT. AN ALTERNATE SECTION IS ALLOWED AND MAY BE CONSTRUCTED WITH 8" OF REINFORCED CONCRETE ON 85% COMPACTED BASE. *****CITY MAY HAVE ADDITIONAL REQUIREMENTS (ADD AS REQUIRED)*****
11. DIMENSIONS ARE FACE OF CURB OR FACE OF BUILDING, UNLESS OTHERWISE INDICATED. *****CITY MAY HAVE ADDITIONAL REQUIREMENTS (ADD AS REQUIRED)*****
12. ALL CONNECTIONS TO EXISTING PAVING SHALL HAVE A FULL DEPTH SAWCUT.
13. EROSION CONTROL SHALL BE IN PLACE PRIOR TO THE DISTURBANCE OF ANY EXISTING SURFACE.
14. REFER TO STORM WATER POLLUTION PREVENTION PLAN (SWPPP).

| | |
|---|--|
| PREPARATION DATE: 6-27-26 | SUBMISSION DATE: 12-03-2025 |
| REVISION: N/A | |
| PROJECT MANAGER INFORMATION: | |
| NAME: DESIGN DRAW BUILD LLC | ADDRESS: P.O. BOX 1454, WYLLIE, TX 75088 |
| PHONE NUMBER: 214-773-8480 | |
| OWNER INFORMATION: | |
| NAME: MUSTANG 13, LLC | ADDRESS: 15650 CUSTER TRAIL, HECK PARK 14, TEXAS |
| PHONE NUMBER: 972-969-1959 | |
| LEGAL DESC: ABS A0324 PETER FISHER SURVEY, TRACT 13, 2.424 AC | |
| CITY OF ALLEN, COLLIN COUNTY | |

5900 S LAKE FOREST DR
SUITE 300
MCKINNEY, TX 75070
972-554-1100 (Office)
866-682-8129 (Fax)
TBPE Firm #9723



PROJECT NAME:
**MUSTANG CREEK
OFFICE PARK**
ALLEN, TEXAS

SITE PLAN

SHEET TITLE

PRELIMINARY
NOT FOR
CONSTRUCTION

JOHN H BEZNER
PE # 98469

DATE: 7-9-25

SCALE: 1" = 30'

SHEET: **2**

OF: **8**

January 6, 2026, Planning and Zoning Commission Meeting Minutes

Conduct a Public Hearing and consider a request to establish a Planned Development with a base zoning of Light Commercial regulating the development and use of 2.424± acres of land in the Peter Fischer Survey, Abstract No. 324, generally located 580± feet west of the northwest corner of the intersection of Allen Height Drive and Main Street. [Mustang Creek]

Ms. Yockey, Senior Planner, presented the item to the Commission and stated that staff recommends approval of the item.

Chair Metevier opened the Public Hearing.

The following individual registered their support but did not wish to speak on the item:

- Bryan Rogers, applicant, P.O. Box 1454, Wylie, TX

Chair Metevier closed the Public Hearing.

The Commission discussed the driveway distance.

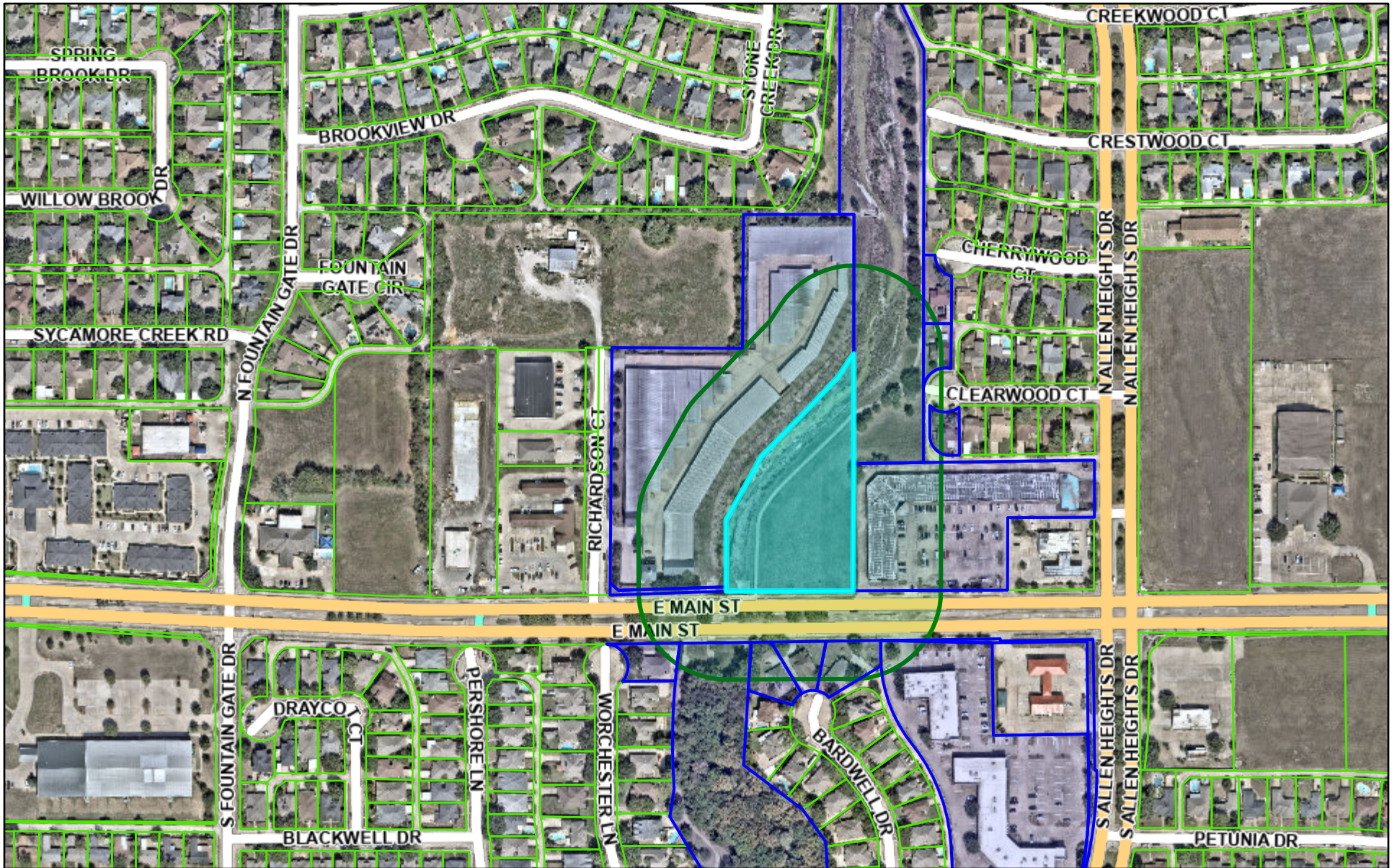
Motion: Upon a motion by 2nd Vice-Chair Kathuria and a second by 1st Vice-Chair Stocker, the Commission voted 7 IN FAVOR and 0 OPPOSED to recommend approval of the request to establish a Planned Development with a base zoning of Light Commercial, and to adopt Development Regulations, a Zoning Exhibit, and a Concept Plan for 2.424± acres of land in the Peter Fischer Survey, Abstract No. 324. The motion carried.

ATTENDANCE:

Commissioners Present:


Dan Metevier, Chair
Gary Stocker, 1st Vice-Chair
Sandeep Kathuria, 2nd Vice-Chair
Doug Galletti
Tim Voss
Cynthia Walker
Danielle Westgard

Public Notification Map - Mustang Creek



12/15/2025, 3:45:45 PM

 Collin County Appraisal District Parcels



Sources: Esri, Vantor, Airbus DS, USGS, NGA, NASA, CGIAR, N Robinson, NCEAS, NLS, OS, NMA, Geodatastyrelsen, Rijkswaterstaat, GSA, Geoland,

City of Allen

CITY COUNCIL REGULAR MEETING AGENDA COMMUNICATION

AGENDA DATE:

Tuesday, January 27, 2026, 7:00 PM

AGENDA CAPTION:

Conduct a Public Hearing and adopt an Ordinance to change the base zoning of 0.688± acres of land in the James T. Roberts Survey, Abstract No. 777, from Agriculture/Open Space to Local Retail, generally located on the northwest corner of Allen Heights Drive and Exchange Parkway and Allen Heights Drive. [1229 E. Exchange Parkway - Straight Zoning]

STAFF RESOURCE:

Kim Yockey, Senior Planner

On January 6, 2026, the Planning and Zoning Commission voted 5 in favor and 2 opposed to recommend approval to change the base zoning to Local Retail.

BOARD/COMMISSION ACTION:

On July 18, 2023, the Planning and Zoning Commission voted 5 in favor and 2 opposed to recommend approval of a Planned Development with a base zoning of Local Retail to construct a dental office.

PREVIOUS COUNCIL ACTION:

On August 8, 2023, City Council denied a request to establish a Planned Development with a base zoning of Local Retail to construct a dental office.

STRATEGIC PLANNING GOAL:

Vibrant community with lively destinations and successful commercial centers.

BACKGROUND:

The subject property is generally located on the northwest corner of Allen Heights Drive and Exchange Parkway. The surrounding properties are zoned as follows:

- North: Planned Development No. 80 (PD-80) with a base zoning of Single-Family Residential R-5.
- East (across Allen Heights Drive): PD-80 with a base zoning of Single-Family Residential R-6.
- South (across Exchange Parkway): Planned Development No. 1 with a base zoning of Local Retail (LR).
- West: Single-Family Residential R-5.

The applicant proposes to rezone the subject property from Agriculture/Open Space (A/O) to LR. On July 18, 2023, the Planning and Zoning Commission held a Public Hearing to establish a Planned Development with a base zoning of LR to construct a dental office. Several residents spoke in opposition citing concerns related to traffic and the range of permitted uses in the LR zoning district. Despite these concerns, the Planning and Zoning Commission recommended approving the request. On August 8, 2023, City Council denied the request to establish a Planned Development with a base zoning of LR.

On January 6, 2026, the Planning and Zoning Commission held a public hearing to change the base zoning to LR. Several residents spoke in opposition citing traffic, pest control, and potential uses for the property. Ultimately, the Planning and Zoning Commission voted 5 to 2 to recommend approval of the zoning change.

Over the past two years, the property owner has been unable to sell the property under the current A/O zoning, and is therefore requesting consideration of straight Local Retail zoning.

To evaluate this request, staff reviewed the recently adopted 2045 Future Land Use Plan (FLUP) and the surrounding properties. The Future Land Use Map, adopted as part of the FLUP, designates this property as Local Commercial. The FLUP defines Local Commercial as the following:

"Local Commercial areas are intended to serve Allen residents with convenient and quality retail, personal service, and office uses. Concentrated primarily along local collectors and at intersections, Local Commercial establishments should emphasize vehicular and pedestrian access to nearby neighborhoods. Nonresidential uses may include localized retailers, personal services, restaurants, and medical or professional offices. Residential uses are not considered appropriate within Local Commercial areas."

While the Local Commercial designation does not specifically correlate to the various commercial designations in the Allen Land Development Code, the LR zoning district does comply with the definition of Local Commercial. With the exception of minimum rear yard setbacks and building height, there are no differences in the Schedule of Nonresidential Height and Area Regulations.

| | Local Retail (LR) | Light Commercial (LC) |
|-------------------|-------------------|-----------------------|
| Rear Yard Setback | 25 Feet | 50 Feet |
| Building Height | 35 Feet | 45 Feet |

Permitted uses in the LR district are comparable with permitted uses in the Light Commercial zoning district. As a result, the applicant determined, and staff concurred, that the LR zoning classification suited the property best.

The ordinance establishes LR as the base zoning. Since this request is for straight zoning, development of the property will be required to comply with all requirements of the LR zoning district. Any deviations will result in further entitlement.

The request has been reviewed by the Technical Review Committee, is in conformance with the ALDC, and meets the expectations of the 2045 Allen Comprehensive Plan.

LEGAL NOTICES:

- Property Notification Letters - December 16, 2025.
- Public Hearing Sign - December 18, 2025.
- Public Hearing Notice - January 9, 2026.

STAFF RECOMMENDATION:

Staff recommends approval.

MOTION:

I make a motion to adopt Ordinance No. _____ to change the base zoning of 0.668± acres of land in the James T. Roberts Survey, Abstract No. 777 to Local Retail.

Attachments

[Ordinance](#)

[Draft Minutes of the January 6, 2026, Planning and Zoning Commission Meeting](#)

[Property Notification Map](#)

ORDINANCE NO. _____

AN ORDINANCE OF THE CITY COUNCIL OF THE CITY OF ALLEN, COLLIN COUNTY, TEXAS, AMENDING THE ALLEN LAND DEVELOPMENT CODE AND ZONING MAP, AS PREVIOUSLY AMENDED, BY GRANTING A CHANGE IN ZONING FOR A 0.668± ACRE TRACT OF LAND OUT OF THE JAMES T. ROBERTS SURVEY, ABSTRACT NO. 777 FROM AGRICULTURE-OPEN SPACE DISTRICT “AO” TO LOCAL RETAIL DISTRICT “LR”; PROVIDING FOR A CONFLICTS RESOLUTION CLAUSE; PROVIDING A SEVERABILITY CLAUSE; PROVIDING A SAVINGS CLAUSE; PROVIDING A PENALTY OF FINE NOT TO EXCEED THE SUM OF TWO THOUSAND DOLLARS (\$2,000) FOR EACH OFFENSE; AND PROVIDING AN EFFECTIVE DATE.

WHEREAS, the Planning and Zoning Commission and the governing body of the City of Allen, Texas, in compliance with the laws of the State of Texas and the ordinances of the City of Allen, Texas, have given the requisite notices by publication and otherwise, and after holding due hearings and affording a full and fair hearing to all the property owners generally and to all persons interested and situated in the affected area, and in the vicinity thereof, and in the exercise of its legislative discretion, have concluded that the Allen Land Development Code Zoning Regulations and Zoning Map of the City of Allen, Texas, as previously amended, should be amended.

NOW, THEREFORE, BE IT ORDAINED BY THE CITY COUNCIL OF THE CITY OF ALLEN, COLLIN COUNTY, TEXAS, THAT:

SECTION 1. The Allen Land Development Code Zoning Regulations and the Zoning Map of the City of Allen, Collin County, Texas, as previously amended, be further amended by granting a change in zoning for a 0.668± acre tract of land situated in the James T. Roberts Survey; Abstract No. 777, City of Allen, Collin County, Texas, as more particularly described in Exhibit “A,” attached hereto and incorporated herein (“the Property”), from Agriculture-Open Space District “AO” to Local Retail District “LR.”

SECTION 2. To the extent of any irreconcilable conflict with the provisions of this Ordinance and other ordinances of the City of Allen governing the use and development of the Property and which are not expressly amended by this Ordinance, the provisions of this Ordinance shall be controlling.

SECTION 3. Should any word, sentence, paragraph, subdivision, clause, phrase or section of this Ordinance, or of the Allen Land Development Code Zoning Regulations, as amended hereby, be adjudged or held to be void or unconstitutional, the same shall not affect the validity of the remaining portions of said Ordinance or the Allen Land Development Code Zoning Regulations, as amended hereby, which shall remain in full force and effect.

SECTION 4. An offense committed before the effective date of this Ordinance is governed by prior law and the provisions of the Allen Land Development Code Zoning Regulations, as amended, in effect when the offense was committed, and the former law is continued in effect for this purpose.

SECTION 5. Any person, firm or corporation violating any of the provisions or terms of this Ordinance shall be subject to the same penalty as provided for in Allen Land Development Code Zoning Regulations of the City of Allen, as previously amended, and upon conviction shall be punished by a fine not to exceed the sum of Two Thousand Dollars (\$2,000) for each offense.

SECTION 6. This Ordinance shall take effect immediately from and after its passage and publication in accordance with the provisions of the Charter of the City of Allen, and it is accordingly so ordained.

DULY PASSED AND APPROVED BY THE CITY COUNCIL OF THE CITY OF ALLEN, COLLIN COUNTY, TEXAS, ON THIS THE 27TH DAY OF JANUARY 2026.

APPROVED:

Baine L. Brooks, MAYOR

APPROVED AS TO FORM:

ATTEST:

Peter G. Smith, City Attorney

Shelley B. George, TRMC, City Secretary

EXHIBIT "A"
LEGAL DESCRIPTION

Being a 0.688 acre tract of land situated in the James T. Roberts Survey, Abstract Number (No.) 777, Collin County, Texas, being all of that same tract of land described to DLBC Inc. by warranty deed recorded in Volume 5895, Page 3697 Deed Records OF Collin County, Texas (D.R.C.C.T.), and being more particularly described by metes and bounds as follows, (bearings and distances are based on the State Plane Coordinate System, Texas North Central Zone (4202) North American Datum 83 (NAD83) (US FOOT) with a combined scale factor of 1.00015271):

BEGINNING at a 1/2-inch rebar found for the northwest corner of said DLBC Tract and the southwest corner of Lot 12, Block B, Ten Oaks Phase One Addition, an Addition to the City of Allen, Collin County, Texas according the plat thereof recorded in Cabinet M, Page 197 Plat Records Collin County, Texas (P.R.C.C.T.), said point lying on the east right-of-way line of an existing 16 foot alley as depicted on Block E, Allen North Addition, Phase Three, an Addition to the City of Allen, Collin County Texas according to the plat thereof recorded in Cabinet J, Page 534 (P.R.C.C.T.);

THENCE North 89 Degrees 22 Minutes 42 Seconds East, departing the east right-of-way line of said 16 foot alley, with the north line of said DLBC Tract, the south line of said Lot 12, and the south line of "Tract D" of said Ten Oaks Phase One Addition, a distance of 158.91 feet to a point for the northeast corner of said DLBC Tract and the southeast corner of said "Tract D", said point lying on the west right-of-way line of North Allen Heights Drive (Variable Width Right-Of-Way), and being the beginning of a curve to the left, having a radius of 1,068.12 feet, a central angle of 09 Degrees 50 Minutes 12 Seconds, and a chord bearing and distance of South 05 Degrees 33 Minutes 1 Seconds West, 183.15 feet from said point an "X"-cut found for reference bears South 72 Degrees 05 Minutes East, 0.3 feet;

THENCE, in a southerly direction, with the east line of said DLBC Tract and the curving west right-of-way line of said North Allen Heights Drive, along said curve to the left, an arc length of 183.38 feet, to a 1/2-inch rebar found for the easternmost southeast corner of said DLBC Tract, and lying at the intersection of the west right-of-way line of said North Allen Heights Drive and the north right-of-way line of Exchange Parkway (110' Right-Of-Way);

THENCE South 45 Degrees 10 Minutes 06 Seconds West, departing the west right-of-way line of said North Allen Heights Drive, with the southeast line of said DLBC Tract and the northwest right-of-way line of said Exchange Parkway, a distance of 35.23 feet to a 1/2-inch rebar found for the southernmost southeast corner of said DLBC Tract;

THENCE North 89 Degrees 49 Minutes 54 Seconds West, with the south line of said DLBC Tract and the north right-of-way line of said Exchange Parkway, a distance of 116.75 feet to a point 1/2-inch rebar found for the southwest corner of said DLBC Tract and the southeast corner of Lot L. Block E of said Allen North Addition, Phase Three;

THENCE North 00 Degrees 09 Minutes 20 Seconds East, departing the north right-of-way line of said Exchange Parkway, with the west line of said DLBC Tract and the east line of said Lot 1 and the east right-of-way line of said 16 foot alley, a distance of 205.06 feet to the POINT OF BEGINNING and containing 0.688 acres or 29,967 square feet of land, more or less.

**JAMES T. ROBERTS SURVEY
ABSTRACT NO. 777**

TEN OAKS PHASE ONE
VOLUME M, PAGE 197
PLAT RECORDS OF COLLIN COUNTY, TEXAS

LOT 12
BLOCK (B)

ZONE R-5

N89° 22' 34"E
158.91'

TRACT D

401

3/8" IRON
REBAR FOUND

400

LOT 3
BLOCK (E)

ALLEN NORTH ADDITION PHASE THREE
VOLUME J, PAGE 534
PLAT RECORDS OF COLLIN COUNTY, TEXAS

LOT 2
BLOCK (E)

205.06'

NO. 09' 15"E

ZONE R-5

ZONE A0

0.688 OF AN ACRE
VOL. 5895, PG. 3697
DEED RECORDS OF COLLIN
COUNTY, TEXAS

NORTH ALLEN HEIGHTS DRIVE

L=183.25, R=1068.12
LC=S5° 33' 06"W 183.15

402

35.23'

S45° 10' 01"W

403

54.5'

116.75'

N89° 49' 59"W

P.O.B.

EXCHANGE PARKWAY

NOTES:

1. THIS SURVEY WAS PERFORMED WITHOUT THE BENEFIT OF TITLE REPORT, CERTAIN EASEMENTS AND/OR BUILDING LINES MAY HAVE BEEN GRANTED WHICH ARE NOT REFLECTED HEREON, THIS SURVEY IS SUBJECT TO ANY FACTS THAT MAY BE DISCLOSED BY A FULL AND ACCURATE TITLE SEARCH.
2. DIRECTIONAL CONTROL AND COORDINATES SHOWN ARE BASED ON NAD83 TX N CENTRAL ZONE, GPS OBSERVATIONS

METES & BOUNDS DESCRIPTION FOR 0.688 OF AN ACRE

BEING ALL OF A CALLED 0.688 ACRES AS DESCRIBED IN THE DEED TO DLBC, INC., RECORDED VOLUME 5895, PAGE 3697 OF THE DEED RECORDS OF COLLIN COUNTY, TEXAS, SITUATED IN THE JAMES T. ROBERTS SURVEY, LOCATED AT THE NORTHWEST INTERSECTION OF EXCHANGE PARKWAY AND NORTH ALLEN HEIGHTS DRIVE, WITHIN THE CORPORATE CITY LIMITS OF ALLEN, TX, AND BEING MORE PARTICULARLY DESCRIBED BY METES AND BOUNDS AS FOLLOWS;

BEGINNING AT A 1/2" IRON REBAR FOUND IN THE NORTH LINE OF SAID EXCHANGE PARKWAY, FOR THE SOUTHWEST CORNER OF SAID 0.688 ACRES, SAME BEING THE SOUTHEAST CORNER OF ALLEN NORTH ADDITION PHASE THREE, AN ADDITION TO THE CITY OF ALLEN, COLLIN COUNTY, TEXAS, AS IT APPEARS UPON THE MAP RECORDED IN VOLUME J, PAGE 534 OF THE PLAT RECORDS OF COLLIN COUNTY, TEXAS (PRCCT);

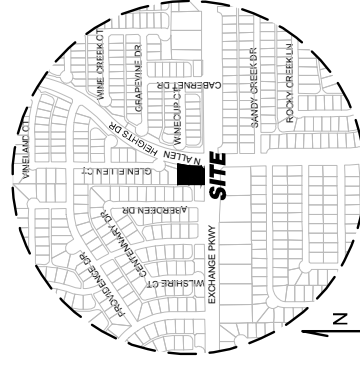
THENCE WITH THE WEST LINE OF SAID 0.688 ACRES, COMMON WITH THE WEST LINE OF SAID ALLEN NORTH ADDITION, NORTH 00°09'15" EAST, 205.06 FEET TO A 3/8" IRON REBAR FOUND FOR THE NORTHWEST CORNER OF SAID 0.688 ACRES, SAME BEING A SOUTHWEST CORNER OF TEN OAKS PHASE ONE, AN ADDITION TO THE CITY OF ALLEN, COLLIN COUNTY, TEXAS, AS IT APPEARS UPON THE MAP RECORDED IN VOLUME M, PAGE 197 OF THE PRCCT;

THENCE WITH THE NORTH LINE OF SAID 0.688 ACRES, COMMON WITH THE SOUTH LINE OF SAID TEN OAKS PHASE ONE, NORTH 89°22'34" EAST, 158.91 FEET TO A "X" FOUND CUT IN CONCRETE IN SAID SOUTH LINE AND FOR THE NORTHEAST CORNER OF SAID 0.688 ACRES; ALSO BEING IN A NON-TANGENT CURVE TO THE LEFT ON THE WEST LINE OF NORTH ALLEN HEIGHTS DRIVE;

THENCE ALONG SAID WEST LINE, COMMON WITH THE EAST LINE OF SAID 0.688 ACRES; ALONG SAID CURVE WHOSE RADIUS IS 1068.12 FEET A DISTANCE OF 183.25 FEET, SAID CURVE HAVING A CHORD BEARING OF SOUTH 05°33'06" WEST, 183.15 FEET, TO A 1/2" IRON REBAR FOUND IN SAME;

THENCE ALONG THE SOUTH LINE OF SAID 0.688 ACRES, SOUTH 45°10'01" WEST, 35.23 FEET TO A 1/2" IRON REBAR FOUND IN SAID SOUTH LINE, SAME BEING IN THE NORTH LINE OF SAID EXCHANGE PARKWAY;

THENCE ALONG SAID COMMON LINE, NORTH 89°49'59" WEST, 116.75 FEET TO THE PLACE OF BEGINNING AND CONTAINING 0.688 ACRES, AS SURVEYED.



VICINITY MAP
(NOT TO SCALE)


LEGEND

⊙ 1/2" IRON ROD FOUND,
UNLESS OTHERWISE STATED

I, JACOB N. HOLMES, A REGISTERED PROFESSIONAL LAND SURVEYOR, LICENSED BY THE STATE OF TEXAS, DO HEREBY CERTIFY THAT I HAVE PREPARED THIS PLAT FROM AN ACTUAL SURVEY OF THE LAND AND THAT THE CORNER MONUMENTS SHOWN HEREON WERE FOUND AND/OR PROPERLY PLACED UNDER SUPERVISION.

Jacob N. Holmes

JACOB N. HOLMES
TEXAS REGISTERED PROFESSIONAL LAND SURVEYOR # 6482



**ZONING EXHIBIT
1229 EXCHANGE PARKWAY
0.688 OF AN ACRE**

VOL. 5895, PG. 3697
DEED RECORDS OF COLLIN COUNTY, TEXAS
SITUATED IN THE
JAMES T. ROBERTS SURVEY ABSTRACT NO. 777,
CITY OF ALLEN, COLLIN COUNTY, TEXAS
SUBMITTED DECEMBER 16, 2022

ERIC L. DAVIS ENGINEERING, INC.
FIRM NO. 10194489
401 PINSON ROAD
Forney, Texas 75126
972/564-0592 Fax 972/564-6523
E-Mail ericdavis@eidengineering.com

SURVEYOR/ENGINEER:
JACOB HOLMES (SURVEYOR)
ERIC L. DAVIS ENGINEERING, INC.
P.O. BOX 2637
FORNEY, TX 75126
(972) 564-0592

OWNER:
DLBC INC
9009 BRUTON RD STE 435
DALLAS, TX 75217-2071

APPLICANT:
THAO THIEN
4702 BRYCE DRIVE
PARKER, TX 75002
214-733-3149



January 6, 2026, Planning and Zoning Commission Meeting Minutes

Conduct a Public Hearing and consider a request to change the base zoning of 0.688± acres of land in the James T. Roberts Survey, Abstract No. 777, from Agriculture/Open Space to Local Retail, generally located northwest of E. Exchange Parkway and Allen Heights Drive. [1229 E. Exchange Parkway - Straight Zoning]

Ms. Yockey, Senior Planner, presented the item to the Commission and stated that staff recommends approval of the item.

Chair Metevier opened the Public Hearing.

Chair Metevier mentioned receipt of the following letters in opposition of the item:

- Emily Myhre, 1209 Glen Ellen Court, Allen, TX
- Chris and Leatha Denney, 1202 Aberdeen Drive, Allen, TX
- Curt and Jeanna Taipale, 1201 Aberdeen Drive, Allen, TX
- Elizabeth Kionc, 1204 Aberdeen Drive, Allen, TX

The following individuals registered their opposition and spoke on the item:

- Nick & Emily Myhre, 1209 Glen Ellen Court, Allen, TX
- Rajesh Raghupati, 1207 Kenwood Court, Allen, TX
- Bob Brugger, 1206 Aberdeen Drive, Allen, TX
- Leatha Denney, 1202 Aberdeen Drive, Allen, TX

The following individual registered their support and spoke on the item:

- Josh Walpole, applicant, 1002 Raintree Circle, Suite 100, Allen, TX

Chair Metevier closed the Public Hearing.

Chris Flanigan, Director of Engineering, spoke on the item.

The Commission discussed the following:

- Potential development;
- Traffic;
- Driveway access;
- Comprehensive Plan;
- Zoning classification uses; and
- Possible park location.

Motion: Upon a motion by 1st Vice-Chair Stocker and a second by Commissioner Walker, the Commission voted 5 IN FAVOR and 2 OPPOSED by 2nd Vice-Chair Kathuria and Commissioner Voss to recommend approval of the request to change the base zoning of 0.668± acres of land in the James T. Roberts Survey, Abstract No. 777 to Local Retail. The motion carried.

ATTENDANCE:

Commissioners Present:

Dan Metevier, Chair

Gary Stocker, 1st Vice-Chair

Sandeep Kathuria, 2nd Vice-Chair

Doug Galletti

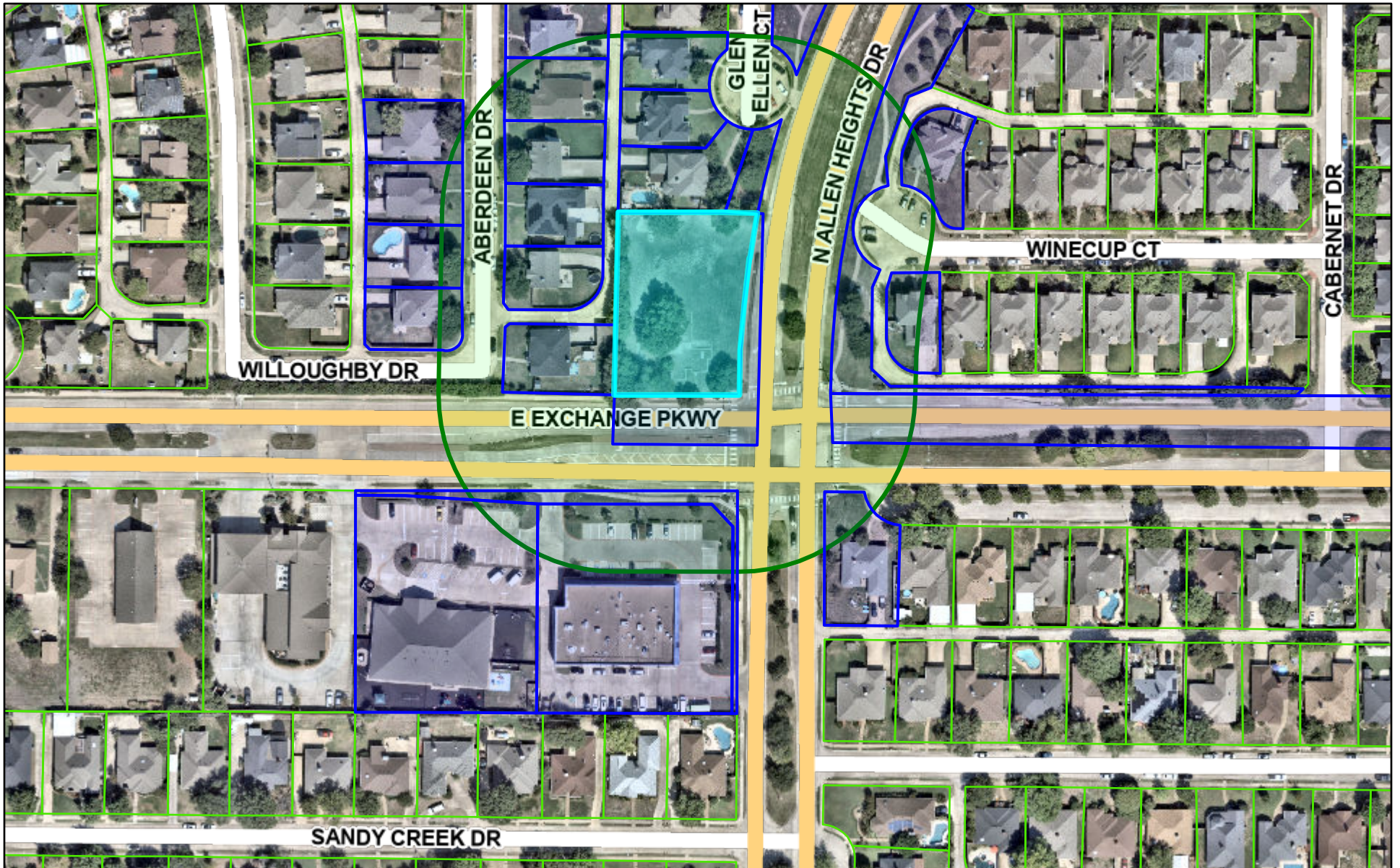
Tim Voss

Cynthia Walker

Danielle Westgard

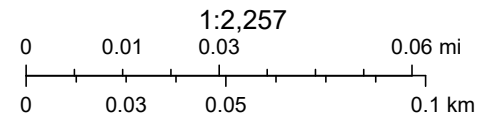
DRAFT

Public Notification Map - 1229 E Exchange Pkwy



12/15/2025, 2:59:56 PM

 Collin County Appraisal District Parcels



Sources: Esri, Vantor, Airbus DS, USGS, NGA, NASA, CGIAR, N Robinson, NCEAS, NLS, OS, NMA, Geodatastyrelsen, Rijkswaterstaat, GSA, Geoland,