



Erica Landmann, President
Tricia Bogle, Vice-President
Deborah Hall, Trustee
Carrie Johnson, Trustee
Lisa Long, Trustee

BOARD OF LIBRARY TRUSTEES

7:00 PM

Monday, February 23, 2026
City Hall Council Chamber
116 E. Foothill Boulevard, Glendora

AGENDA

CALL TO ORDER

ROLL CALL

PLEDGE OF ALLEGIANCE

REORDERING OF AND ADDITIONS TO THE AGENDA

PUBLIC COMMENT

The City of Glendora encourages community participation at its public meetings. Speakers are limited to three minutes, and time may not be shared or transferred. A total of 30 minutes is reserved for public comment, which may be extended by majority vote of the legislative body. At regular meetings, comments may address both agenda and non-agenda items during the Public Comment portion, with additional opportunities to speak provided during Public Hearings. At special meetings, public comment is limited to agenda items. Residents may participate in person or submit comments by email, phone, mail, or other available methods. Participation options may be adjusted if a State of Emergency, Health Order, or Executive Order limits in-person attendance. For more information, see the Guide to Public Meetings and Participating in Public Meetings on the City's website at www.cityofglendora.gov/citymeetings.

1. Public Comments received

BOARD STATEMENTS/REPORTS

DIRECTOR/STAFF LIAISON AND ATTORNEY STATEMENTS

2. Report of the Library Director and Library Divisions

CONSENT CALENDAR

Items on the Consent Calendar will be enacted by one motion without individual discussion. There will be no separate discussion of these items unless a member of the governing body requests specific item(s) be removed from the Consent Calendar for separate action. Items removed from the Consent Calendar will be considered after the regular items. Anyone wishing to address a Consent Calendar item should do so during the Public Comment Period

3. Library Metrics and Budget for FY 25/26: Mid-Year Review

Recommended Action for the Board of Library Trustees

- 1. Receive and file the Library's Mid-Year statistics and budget reports.

4. Library Events Calendar

Recommended Action for the Board of Library Trustees

- 1. Receive and file the report.

NEW BUSINESS

5. Review of Library Administrative Policy 3.03 - Circulation Policy

Recommended Action for the Board of Library Trustees

- 1. Approve Library Administrative Policy 3.03 - Circulation Policy as presented.

BOARD/STAFF CLOSING COMMENTS

ADJOURNMENT

Date Posted: February 17, 2026 04:58 pm

Highlights

Library visitors	13,354
Emails sent to Library marketing list	12,545
Total number of programs	30
Total number of program participants	1,233

Library Programs

- ✚ Readers of all ages have been sharpening reading habits as the new year begins with the Winter Discovery Challenge, sponsored by GPLFF and Chick-fil-A.
- ✚ Angry Birds: Life-size program launched its way into the hearts of Glendora families. Using a catapult designed by the Teen IDEA Lab participants, kids and parents sought to destroy the pig and structures by launching their birds.



- History and culture came alive as renowned culinary educator Maite Gomez Rejon shared the story of horchata. After learning the story, participants learned how to make horchata and were able to sample homemade horchata. "Sip the Story" was the first program to make use of the new Charlie (cooking) Cart made possible by GPL Friends Foundation.



- Take a chance on a "Blind date with a Book" during the month of February. Books were wrapped and identified by genre so that customers can find a new love.




- ✚ Book lovers turned their favorite titles into creative canvases during a paint party highlighting acrylic techniques.



Library Places

- A beautiful butterfly garden was planted in the parking lot off Vista Bonita, in an area that housed an original book drop for the Library. The garden really brightens up the area. Staff has begun to develop programming that highlights and complements the garden. Stay tuned for more information.



- A new credit card machine was successfully installed by staff. The new TAP to pay feature will be beneficial for customers.
- The Bidwell application form was revised to enhance service efficiency and support high-quality customer service.

- Library staff created displays to recognize two February celebrations: Black History Month and National Library Lovers' Month.



Library Building Updates

- Additional badge readers have been successfully installed at several exterior doors.
- Historical panels have been removed throughout the Library to create opportunities for more innovative use of main floor wall space.
- The Library experienced no new leaks during recent rains, and staff monitored conditions and responded as needed.

Library Content

- The Library began circulating radon kits provided by the California Department of Public Health. These kits enable residents to measure radon levels in their homes.

Library Visibility

- The Glendora Public Library participated in a State Library project, capturing how and why communities use public libraries. "Every Story



Counts” surveys were sent out via social media, email, and were available at the Library. Over 300 Glendora surveys were submitted. More details will be available once the data has been analyzed.

- Emails were sent to the Library mailing list highlighting upcoming programs and the “Every Story Counts” survey.




Help Improve Library Services for a Chance to Win!

[Take Survey Now!](#)

The Glendora Public Library is built on stories, and every story counts. Your feedback will help improve programs and services. How do you use the library? Take the next 3 minutes to complete our survey, and don't forget to enter your name for a chance to win the drawing!

"The Glendora Public Library staff work hard to provide our community a wide range of programs and services," said Interim Library Director Cindy Romero. "We want to know more about how and why our community uses the Library."



The Glendora Public Library Newsletter is here!

Check out our latest [Library monthly newsletter!](#)

Start the New Year off with renewed reading habits by participating in the Winter Discovery Challenge. [Register online today](#) to start earning rewards.

Explore the history and variations of horchata with author, educator, and culinary storyteller Maite Gomez-Rejón. Maite has been featured in *The Economist* and *Food and Wine*, on the *Today Show* and *NPR*, and has taught with UCLA, The Metropolitan Museum of Art, and the Los Angeles County Museum of Art. Don't miss this opportunity to [Sip the Story](#) on January 24, 2026, at 11 AM.

Join Brainfuse and Glendora Library for a free SAT workshop series led by author Brian Stewart. Learn strategies for every section of the SAT and get ready for a stronger test day. See the [schedule and register](#) to attend.

See you soon.

-Your Library Team

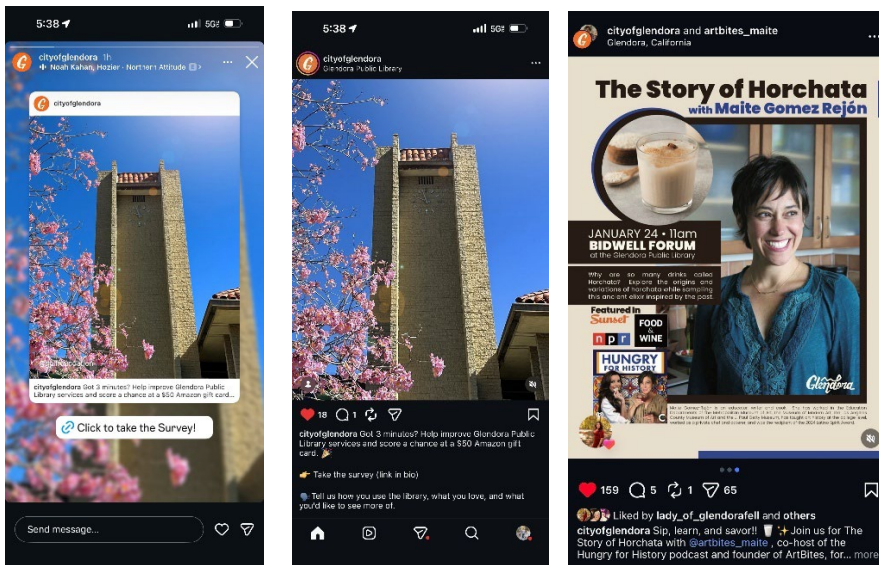
Programs made possible by the Glendora Public Library,

GPL Friends Foundation, and donors like you.

[Library Newsletter](#)



Library on Social Media



Administration

• Staff Updates

- Library staff celebrated a year of accomplishments at the annual staff recognition breakfast. President Landmann and Trustee Long joined the staff in celebration. Individual staff recognized were:
 - Senior Library Technician Rochelle White
 - Library Aide II JJ Gonzalez
 - Senior Library Technician Collette Avila
- Library Aide II Jessica Gomez submitted her resignation. Her last day is February 9th. We wish her well.
- Recruitments are underway for two vacant part-time positions.
- ✚ GPL Friends Foundation Board received grant updates as management attended a quarterly board meeting.
- ✚ Mark your calendars for the Great Trivia Challenge, March 6, 2026, at Foothill Christian School. Great Trivia Challenge is a GPL Fundraising event.



Upcoming Items on Board of Library Trustees Agenda

- ✚ Upcoming National Library Week celebrations
- Update of Civic Center Revitalization

✚ *Programs and services were supported by the valued affiliation between the City of Glendora and GPL Friends Foundation.*



Glendora Public Library Summary Data for December 2025

	This Year December	Last Year December	Percent Change	This Year-to-date	Last Year-to-date	Percent Change
Library Places						
Total Building Visitors (brick & mortar) [I.]	12,010	10,888	10%	88,340	80,614	10%
Total Virtual Visitors (web page, App page, catalog, reading recommendation views) [V.B., V.D., V.F., V.G., V.H.]	42,297	39,911	6%	299,245	296,082	1%
Public Computer & AWE Uses [I. C., I.D.]	1,481	1,359	9%	10,733	6,678	61%
Wi-Fi Uses [I. E.]	97,853	133,279	-27%	885,719	771,571	15%
Document handling uses, prints, public copier uses [I.G. & I. G. 1. & I. G. 2.]	5,318	10,586	-50%	42,564	35,644	19%
Total Number of Facility Rentals: Bidwell & Friends Room [I.J.] <i>new July 2025</i>	46	n/a		325	n/a	
Total Number of all Programs provided [IV.A.]	30	25	20%	249	203	23%
SUBTOTAL uses of Library Places	159,035	196,048	-19%	1,327,175	1,190,792	11%
Library Content						
Total Items Loaned [I. H.]	15,274	12,011	27%	98,785	87,660	13%
<i>Electronic Circulation [I. H.4.] (counted as part of Total Items Loaned) ***</i>	7,335	4,546	61%	42,320	28,298	50%
Total Electronic Subscription Resources -Searches [V. A.] <i>used to include AWE</i>	4,021	4,109	-2%	24,719	20,889	18%
SUBTOTAL uses of Library Content	19,295	16,120	20%	123,504	108,549	14%
Library People						
Total Customer Interactions [III.A., III.D., III.E.]	2,629	2,423	9%	19,808	18,303	8%
Total Number of Program attendance - all programs/all ages [IV.A.1.]	1,901	1,413	35%	12,095	11,480	5%
Monthly volunteers and YTD monthly average [IV.K.]	39	30	30%	26	22	18%
SUBTOTAL interactions with Library People	4,569	3,866	18%	31,929	29,805	7%
Library Visibility						
Number of publications printed [VI. A.2.1.]	314	157	100%	2,744	3,539	-22%
Number of emails sent/opt-in PR email [VI. A.2.1.1.]	5,647	4,745	19%	33,792	52,067	-35%
SUBTOTAL reached by Library Visibility	5,961	4,902	22%	36,536	55,606	-34%

*** not included in sub/totals

These statistics are subject to verification.



STAFF REPORT

TO: President and Trustees

DATE: February 23, 2026

FROM: Library

DISTRICT(S): Citywide

SUBJECT: Library Metrics and Budget for FY 25/26: Mid-Year Review

RECOMMENDATION

That the Board of Library Trustees:

1. Receive and file the Library's Mid-Year statistics and budget reports.

STRATEGIC FOCUS AREAS

- Not Applicable.

EXECUTIVE SUMMARY

The Mid-Year statistics and budget report are presented to the Board of Library Trustees annually for review.

LEGISLATIVE HISTORY / PREVIOUS ACTIONS

In October 2025, the Board of Library Trustees reviewed the Library metrics and budget reports for FY 2024/25, where key statistical and financial highlights were presented. At the January 26, 2026 Board of Library Trustees meeting, the Board was presented with the Library Statistics Summary Data for October and November 2025.

DISCUSSION

Statistics Highlights/of note:

- Library statistics are influenced by the following factors:
 - Any State reporting requirements
 - Ongoing changes in California Public Library Survey data collection methodologies
 - Increased customer use of personal devices
 - Greater customer familiarity with self-service options and increased awareness of Library Document Station (LDS) features
 - Expanded availability of State Parks passes and the introduction of new activity kits
 - Variability in public content purchases throughout the year
 - Seasonal impacts associated with the November and December holidays
 - A strategic shift away from reliance on social media as the primary tool for community outreach
- Statistical Trends and Methodological Updates:
 - In response to State requirements related to the *Student Success Card*, library memberships for third-grade students are now tracked separately
 - Library visits and overall use continues to increase following the building closure during COVID
 - Facility rentals are now being tracked to better quantify usage

- Public Service Points staffing data indicates under reporting, and additional guidance has been provided to support accurate time tracking
- Consistent with national trends, usage continues to shift from physical materials toward electronic resources and program attendance
- Pre-processing of library materials has been temporarily suspended following the cessation of operations by the vendor
- Collection right-sizing efforts have resumed
- Increased program statistics reflect expanded offerings in the Library, the community, and online
- Adult volunteer participation and hours show a slight decrease due to changes in reporting methodology between the Public Services and Support Services divisions
- The transition from the VolunteerMatch platform to Idealist resulted in the loss of some previously reported statistics
- Redesign of the City and Library web pages promoted changes to certain data collection methodologies
- Library App page view methodology changed following an app update in August 2025
- Social media reach fluctuates and is dependent on content posted by the Digital Media Team

Budget Highlights/Items of Note:

- Operational and Cost Factors:
 - The budget reflects inflationary pressures and cost increases, including but not limited to personnel and utilities
 - Accounts in the 41000 - 42000 range, including PERS, part-time retirement, and employee benefits, reflect ongoing full-and part-time vacancies across the Library organization
 - Incentive Pay represents recruitment incentives and bilingual pay
 - Costs related to vehicle allowance, Information Technology and liability insurance, flexible benefits, Workers Compensation, Miscellaneous PERS, Miscellaneous UAL, and part-time retirement are outside of the Library's direct control. The Library recommends staffing levels rather than detailed cost determinations
- Line Item adjustments and Expenditure Updates:
 - A budget transfer from Office Supplies to Service/Employee Recognition has been requested to ensure sufficient funding for the remainder of the fiscal year
 - The Printing line item was increased in anticipation of additional printing needs related to VolunteerMatch promotional materials
 - Postage expenditures have decreased due to a reduction in mailed items
 - Online payment processing is now operational; as monthly expenditures are reconciled, a reduction in this line item is anticipated
 - An adjustment was made to the Contract Services line item, with funds reallocated to Youth and Adult Services Content for the Public
 - The negative encumbrance reflected in Contract Services is due to FY 24/25 not being officially closed
 - Support Services Division supplies expenditures reflect the purchase of two new self-check machines that were not originally budgeted. Additional funding has been requested through the mid-year budget process

FISCAL IMPACT

There are no fiscal impacts associated with this action.

ENVIRONMENTAL DETERMINATION

There are no environmental impacts associated with this action.

Prepared By:

Elke Cathel, Senior Management Analyst

Concurs With:	Not Applicable
Reviewed By:	Cindy Romero, Interim Library Director
Certified to Availability of Funds:	Not Applicable
Approved By:	Adam Raymond, City Manager
Legal Review:	Not Applicable
CEQA Review:	Not Applicable

Attachments

[A_2025_12_Statistics_-_complete.pdf](#)

[B_2026_0205_Library_Expenditure_report.pdf](#)

[C_2026_0203_Library_Revenue_report.pdf](#)

FY 25-26 Library Statistics - December 2025

I. General Service Indicators

	<u>JUL</u>	<u>AUG</u>	<u>SEP</u>	<u>OCT</u>	<u>NOV</u>	<u>DEC</u>	<u>JAN</u>	<u>FEB</u>	<u>MAR</u>	<u>APR</u>	<u>MAY</u>	<u>JUN</u>	<u>TOTAL</u>	
A. Library Memberships - all ages	FY 24/25	23,068	23,036	22,931	22,778	22,709	22,548	22,442	22,226	22,213	22,442	22,577	22,862	
A. Library Memberships - all ages	FY 25/26	23,047	23,529	23,614	23,750	23,895	24,090							
% change		0%	2%	3%	4%	5%	7%	-100%	-100%	-100%	-100%	-100%	-100%	
	<u>JUL</u>	<u>AUG</u>	<u>SEP</u>	<u>OCT</u>	<u>NOV</u>	<u>DEC</u>	<u>JAN</u>	<u>FEB</u>	<u>MAR</u>	<u>APR</u>	<u>MAY</u>	<u>JUN</u>	<u>TOTAL</u>	
A.1. Library Memberships - age 5-18 <i>new FY 25/26</i>	FY 25/26	n/a	3,643	3,656	3,661	3,663	3,681							
	<u>JUL</u>	<u>AUG</u>	<u>SEP</u>	<u>OCT</u>	<u>NOV</u>	<u>DEC</u>	<u>JAN</u>	<u>FEB</u>	<u>MAR</u>	<u>APR</u>	<u>MAY</u>	<u>JUN</u>	<u>TOTAL</u>	
A.2. Library Memberships - 3rd grade <i>new FY 25/26</i>	FY 25/26	n/a	33	34	35	38	39							
	<u>JUL</u>	<u>AUG</u>	<u>SEP</u>	<u>OCT</u>	<u>NOV</u>	<u>DEC</u>	<u>JAN</u>	<u>FEB</u>	<u>MAR</u>	<u>APR</u>	<u>MAY</u>	<u>JUN</u>	<u>TOTAL</u>	
A.3. Number of Glendora Residents Registered	FY 24/25	13,700	13,674	13,576	13,463	13,404	13,285	13,187	13,035	12,974	13,086	13,165	13,314	
A.3. Number of Glendora Residents Registered	FY 25/26	13,428	13,710	13,734	13,805	13,859	13,933							
		-2%	0%	1%	3%	3%	5%	-100%	-100%	-100%	-100%	-100%	-100%	
	<u>JUL</u>	<u>AUG</u>	<u>SEP</u>	<u>OCT</u>	<u>NOV</u>	<u>DEC</u>	<u>JAN</u>	<u>FEB</u>	<u>MAR</u>	<u>APR</u>	<u>MAY</u>	<u>JUN</u>	<u>TOTAL</u>	
A.4. Percent of Glendora Population Registered	FY 24/25	26%	26%	26%	26%	26%	25%	25%	25%	25%	25%	25%	25%	
A.4. Percent of Glendora Population Registered	FY 25/26	26%	26%	26%	26%	26%	27%	0%	0%	0%	0%	0%	0%	
		-2%	0%	1%	3%	3%	5%	-100%	-100%	-100%	-100%	-100%	-100%	
	<u>JUL</u>	<u>AUG</u>	<u>SEP</u>	<u>OCT</u>	<u>NOV</u>	<u>DEC</u>	<u>JAN</u>	<u>FEB</u>	<u>MAR</u>	<u>APR</u>	<u>MAY</u>	<u>JUN</u>	<u>TOTAL</u>	
B. Library Membership Registration (in-house & online) [formerly called Library cards issued]	FY 24/25	302	270	258	255	226	167	267	262	337	276	255	358	3,233
B. Library Membership Registration (in-house & online) [formerly called Library cards issued]	FY 25/26	277	418	382	284	211	199							1,771
% change		-8%	55%	48%	11%	-7%	19%	-100%	-100%	-100%	-100%	-100%	-100%	-45%
	<u>JUL</u>	<u>AUG</u>	<u>SEP</u>	<u>OCT</u>	<u>NOV</u>	<u>DEC</u>	<u>JAN</u>	<u>FEB</u>	<u>MAR</u>	<u>APR</u>	<u>MAY</u>	<u>JUN</u>	<u>TOTAL</u>	

FY 25-26 Library Statistics - December 2025

C. Public Computer Uses	FY 24/25	709	726	649	686	561	602	643	645	744	726	663	620	7,974
C. Public Computer Uses	FY 25/26	825	899	887	790	524	628							4,553
% change		16%	24%	37%	15%	-7%	4%	-100%	-100%	-100%	-100%	-100%	-100%	-43%
		<u>JUL</u>	<u>AUG</u>	<u>SEP</u>	<u>OCT</u>	<u>NOV</u>	<u>DEC</u>	<u>JAN</u>	<u>FEB</u>	<u>MAR</u>	<u>APR</u>	<u>MAY</u>	<u>JUN</u>	<u>TOTAL</u>
D. AWE Uses - <i>new FY 24/25</i>	FY 24/25	489	381	0	0	1,118	757	750	985	1,238	954	1,011	1,300	8,983
D. AWE Uses	FY 25/26	1,200	1,249	688	1,267	923	853							6,180
% change		145%	228%			-17%	13%	-100%	-100%	-100%	-100%	-100%	-100%	-31%
		<u>JUL</u>	<u>AUG</u>	<u>SEP</u>	<u>OCT</u>	<u>NOV</u>	<u>DEC</u>	<u>JAN</u>	<u>FEB</u>	<u>MAR</u>	<u>APR</u>	<u>MAY</u>	<u>JUN</u>	<u>TOTAL</u>
E. Wi-Fi Uses	FY 24/25	95,372	110,303	128,990	140,653	162,974	133,279	188,446	189,957	137,209	131,615	150,429	139,872	1,709,099
E. Wi-Fi Uses	FY 25/26	143,860	121,278	158,078	206,413	158,237	97,853							885,719
% change		51%	10%	23%	47%	-3%	-27%	-100%	-100%	-100%	-100%	-100%	-100%	-48%
		<u>JUL</u>	<u>AUG</u>	<u>SEP</u>	<u>OCT</u>	<u>NOV</u>	<u>DEC</u>	<u>JAN</u>	<u>FEB</u>	<u>MAR</u>	<u>APR</u>	<u>MAY</u>	<u>JUN</u>	<u>TOTAL</u>
F. Self-Check: items loaned via self-check	FY 24/25	3,371	3,523	2,930	2,972	2,728	2,230	2,539	2,926	2,942	2,801	3,238	3,960	36,160
F. Self-Check: items loaned via self-check	FY 25/26	3,695	3,603	3,923	3,166	2,575	2,796							19,758
% change		10%	2%	34%	7%	-6%	25%	-100%	-100%	-100%	-100%	-100%	-100%	-45%
		<u>JUL</u>	<u>AUG</u>	<u>SEP</u>	<u>OCT</u>	<u>NOV</u>	<u>DEC</u>	<u>JAN</u>	<u>FEB</u>	<u>MAR</u>	<u>APR</u>	<u>MAY</u>	<u>JUN</u>	<u>TOTAL</u>
G. Self-Service Document Handling Uses - scans, emails, transfers, USB, fax	FY 24/25	2,033	977	1,411	924	768	7,406	1,118	3,203	1,222	1,402	1,537	6,919	28,920
G. Self-Service Document Handling Uses - scans, emails, transfers, USB, fax	FY 25/26	6,917	1,596	1,663	1,378	1,944	1,700							15,198
% change		240%	63%	18%	49%	153%	-77%	-100%	-100%	-100%	-100%	-100%	-100%	-47%
		<u>JUL</u>	<u>AUG</u>	<u>SEP</u>	<u>OCT</u>	<u>NOV</u>	<u>DEC</u>	<u>JAN</u>	<u>FEB</u>	<u>MAR</u>	<u>APR</u>	<u>MAY</u>	<u>JUN</u>	<u>TOTAL</u>
G.1. Self Service Number of color and b/w prints	FY 24/25	3,142	2,273	2,866	3,047	2,081	2,637	2,806	2,699	3,307	3,392	3,022	3,375	34,647
G.1. Self Service Number of color and b/w prints	FY 25/26	2,990	3,225	4,885	3,380	2,504	2,304							19,288
% change		-5%	42%	70%	11%	20%	-13%	-100%	-100%	-100%	-100%	-100%	-100%	-44%

FY 25-26 Library Statistics - December 2025

		<u>JUL</u>	<u>AUG</u>	<u>SEP</u>	<u>OCT</u>	<u>NOV</u>	<u>DEC</u>	<u>JAN</u>	<u>FEB</u>	<u>MAR</u>	<u>APR</u>	<u>MAY</u>	<u>JUN</u>	<u>TOTAL</u>
G.2. Self Service Number of public copier uses	FY 24/25	875	1,397	1,274	716	1,274	543	1,649	1,351	1,219	1,388	3,098	1,896	16,680
G.2. Self Service Number of public copier uses	FY 25/26	1,888	1,487	1,513	1,032	844	1,314							8,078
% change		116%	6%	19%	44%	-34%	142%	-100%	-100%	-100%	-100%	-100%	-100%	-52%
		<u>JUL</u>	<u>AUG</u>	<u>SEP</u>	<u>OCT</u>	<u>NOV</u>	<u>DEC</u>	<u>JAN</u>	<u>FEB</u>	<u>MAR</u>	<u>APR</u>	<u>MAY</u>	<u>JUN</u>	<u>TOTAL</u>
H. Total Items Loaned - All (H.1. + H.2. + H.3.+ H.4.+H.5.)	FY 24/25	17,047	15,574	14,315	14,953	13,760	12,011	13,903	13,420	15,059	14,112	14,058	17,285	175,497
H. Total Items Loaned - All (H.1. + H.2. + H.3.+ H.4.+H.5.)	FY 25/26	17,288	16,584	16,589	16,454	16,596	15,274	0	0	0	0	0	0	98,785
% change		1%	6%	16%	10%	21%	27%	-100%	-100%	-100%	-100%	-100%	-100%	-44%
		<u>JUL</u>	<u>AUG</u>	<u>SEP</u>	<u>OCT</u>	<u>NOV</u>	<u>DEC</u>	<u>JAN</u>	<u>FEB</u>	<u>MAR</u>	<u>APR</u>	<u>MAY</u>	<u>JUN</u>	<u>TOTAL</u>
H.1. Total Items Loaned - Adult	FY 24/25	2,821	2,616	2,462	2,432	2,244	2,088	2,426	2,235	2,411	2,309	2,352	2,730	29,126
H.1. Total Items Loaned - Adult	FY 25/26	2,589	2,557	2,373	2,344	1,851	2,135							13,849
% change		-8%	-2%	-4%	-4%	-18%	2%	-100%	-100%	-100%	-100%	-100%	-100%	-52%
		<u>JUL</u>	<u>AUG</u>	<u>SEP</u>	<u>OCT</u>	<u>NOV</u>	<u>DEC</u>	<u>JAN</u>	<u>FEB</u>	<u>MAR</u>	<u>APR</u>	<u>MAY</u>	<u>JUN</u>	<u>TOTAL</u>
H.2. Total Items Loaned - Youth (YA and Childrens)	FY 24/25	7,185	6,774	6,074	6,241	5,718	4,205	5,269	5,397	6,401	5,750	5,464	7,736	72,214
H.2. Total Items Loaned - Youth (YA and Childrens)	FY 25/26	6,596	6,238	6,441	5,851	4,752	4,499							34,377
% change		-8%	-8%	6%	-6%	-17%	7%	-100%	-100%	-100%	-100%	-100%	-100%	-52%
		<u>JUL</u>	<u>AUG</u>	<u>SEP</u>	<u>OCT</u>	<u>NOV</u>	<u>DEC</u>	<u>JAN</u>	<u>FEB</u>	<u>MAR</u>	<u>APR</u>	<u>MAY</u>	<u>JUN</u>	<u>TOTAL</u>
H.3. Total Items Loaned - AV (CDs, DVDs, Videos, Audiobooks)- (H.3.1. + H.3.2)	FY 24/25	1,682	1,453	1,210	1,467	1,349	1,145	1,380	1,319	1,421	1,338	1,311	1,630	16,705
H.3. Total Items Loaned - AV (CDs, DVDs, Videos, Audiobooks)- (H.3.1. + H.3.2)	FY 25/26	1,380	1,404	1,289	1,364	1,306	1,281	0	0	0	0	0	0	8,024
% change		-18%	-3%	7%	-7%	-3%	12%	-100%	-100%	-100%	-100%	-100%	-100%	-52%
		<u>JUL</u>	<u>AUG</u>	<u>SEP</u>	<u>OCT</u>	<u>NOV</u>	<u>DEC</u>	<u>JAN</u>	<u>FEB</u>	<u>MAR</u>	<u>APR</u>	<u>MAY</u>	<u>JUN</u>	<u>TOTAL</u>
H.3.1. Items Loaned - AV - Adult	FY 24/25	1,391	1,111	805	1,083	991	910	1,062	1,060	1,120	1,025	1,019	1,243	12,820

FY 25-26 Library Statistics - December 2025

H.3.1. Items Loaned - AV - Adult	FY 25/26	1,025	1,078	969	1,122	1,097	1,032								6,323
% change		-26%	-3%	20%	4%	11%	13%	-100%	-100%	-100%	-100%	-100%	-100%	-100%	-51%
		<u>JUL</u>	<u>AUG</u>	<u>SEP</u>	<u>OCT</u>	<u>NOV</u>	<u>DEC</u>	<u>JAN</u>	<u>FEB</u>	<u>MAR</u>	<u>APR</u>	<u>MAY</u>	<u>JUN</u>	<u>TOTAL</u>	
H.3.2. Items Loaned - AV -Youth (YA & Childrens)	FY 24/25	291	342	405	384	358	235	318	259	301	313	292	387	3,885	
H.3.2. Items Loaned - AV -Youth (YA & Childrens)	FY 25/26	355	326	320	242	209	249							1,701	
% change		22%	-5%	-21%	-37%	-42%	6%	-100%	-100%	-100%	-100%	-100%	-100%	-56%	
		<u>JUL</u>	<u>AUG</u>	<u>SEP</u>	<u>OCT</u>	<u>NOV</u>	<u>DEC</u>	<u>JAN</u>	<u>FEB</u>	<u>MAR</u>	<u>APR</u>	<u>MAY</u>	<u>JUN</u>	<u>TOTAL</u>	
H.4. Electronic Circulation (Overdrive, CloudLibrary, PressReader, Hoopla, Kanopy, Tumblebooks)	FY 24/25	5,315	4,684	4,536	4,787	4,430	4,546	4,807	4,444	4,790	4,673	4,886	5,134	57,032	
H.4. Electronic Circulation (Overdrive, CloudLibrary, PressReader, Hoopla, Kanopy, Tumblebooks)	FY 25/26	6,677	6,347	6,438	6,864	8,659	7,335							42,320	
% change		26%	36%	42%	43%	95%	61%	-100%	-100%	-100%	-100%	-100%	-100%	-26%	
		<u>JUL</u>	<u>AUG</u>	<u>SEP</u>	<u>OCT</u>	<u>NOV</u>	<u>DEC</u>	<u>JAN</u>	<u>FEB</u>	<u>MAR</u>	<u>APR</u>	<u>MAY</u>	<u>JUN</u>	<u>TOTAL</u>	
H.5. Other Circulating Physical Items Loaned (Parks Passes, Kits etc)	FY 24/25	44	47	33	26	19	27	21	25	36	42	45	55	420	
H.5. Other Circulating Physical Items Loaned (Parks Passes, Kits etc)	FY 25/26	46	38	48	31	28	24							215	
% change		5%	-19%	45%	19%	47%	-11%	-100%	-100%	-100%	-100%	-100%	-100%	-49%	
		<u>JUL</u>	<u>AUG</u>	<u>SEP</u>	<u>OCT</u>	<u>NOV</u>	<u>DEC</u>	<u>JAN</u>	<u>FEB</u>	<u>MAR</u>	<u>APR</u>	<u>MAY</u>	<u>JUN</u>	<u>TOTAL</u>	
H.6. Number of laptop/iPads checkouts - in-library use only	FY 24/25	0	2	0	2	1	3	6	1	2	2	1	1	21	
H.6. Number of laptop/iPads checkouts -in-library use only	FY 25/26	2	3	2	0	0	0							7	
% change			50%		-100%	-100%	-100%	-100%	-100%	-100%	-100%	-100%	-100%	-67%	
		<u>JUL</u>	<u>AUG</u>	<u>SEP</u>	<u>OCT</u>	<u>NOV</u>	<u>DEC</u>	<u>JAN</u>	<u>FEB</u>	<u>MAR</u>	<u>APR</u>	<u>MAY</u>	<u>JUN</u>	<u>TOTAL</u>	
H.7. Other Non-Circulating Physical Items Loaned (Activity Kits/in-library use only)	FY 24/25	0	0	3	0	1	0	5	3	2	1	1	0	16	
H.7. Other Non-Circulating Physical Items Loaned (Activity Kits/in-library use only)	FY 25/26	2	1	1	4	1	3							12	
% change				-67%		0%		-100%	-100%	-100%	-100%	-100%		-25%	

FY 25-26 Library Statistics - December 2025

	<u>JUL</u>	<u>AUG</u>	<u>SEP</u>	<u>OCT</u>	<u>NOV</u>	<u>DEC</u>	<u>JAN</u>	<u>FEB</u>	<u>MAR</u>	<u>APR</u>	<u>MAY</u>	<u>JUN</u>	<u>TOTAL</u>	
H.8. Interlibrary Loaned	FY 24/25	0	0	0	0	0	0	0	0	0	0	0	0	
H.8. Interlibrary Loaned	FY 25/26	0	0	0	0	0	0	0	0	0	0	0	0	
% change														
	<u>JUL</u>	<u>AUG</u>	<u>SEP</u>	<u>OCT</u>	<u>NOV</u>	<u>DEC</u>	<u>JAN</u>	<u>FEB</u>	<u>MAR</u>	<u>APR</u>	<u>MAY</u>	<u>JUN</u>	<u>TOTAL</u>	
H.9. Interlibrary Borrowed	FY 24/25	0	0	0	0	0	0	0	0	0	0	0	0	
H.9. Interlibrary Borrowed	FY 25/26	0	0	0	0	0	0	0	0	0	0	0	0	
% change														
	<u>JUL</u>	<u>AUG</u>	<u>SEP</u>	<u>OCT</u>	<u>NOV</u>	<u>DEC</u>	<u>JAN</u>	<u>FEB</u>	<u>MAR</u>	<u>APR</u>	<u>MAY</u>	<u>JUN</u>	<u>TOTAL</u>	
I. Total Library building Visitors (I.1.+I.2.) <i>(includes Bidwell meeting room attendance)</i>	FY 24/25	15,170	14,051	14,560	14,701	11,244	10,888	13,249	13,383	14,989	13,891	13,568	16,902	166,596
I. Total Library building Visitors (I.1.+I.2.) <i>(includes Bidwell meeting room attendance)</i>	FY 25/26	16,855	15,654	16,763	15,472	11,586	12,010	0	0	0	0	0	0	88,340
% change		11%	11%	15%	5%	3%	10%	-100%	-100%	-100%	-100%	-100%	-100%	-47%
	<u>JUL</u>	<u>AUG</u>	<u>SEP</u>	<u>OCT</u>	<u>NOV</u>	<u>DEC</u>	<u>JAN</u>	<u>FEB</u>	<u>MAR</u>	<u>APR</u>	<u>MAY</u>	<u>JUN</u>	<u>TOTAL</u>	
I.1. Total Meeting Rooms Attendance	FY 24/25	893	720	1,349	1,120	322	864	660	816	1,092	1,013	1,145	995	10,989
I.1. Total Meeting Rooms Attendance	FY 25/26	1,654	1,143	1,277	571	564	868	0	0	0	0	0	0	6,077
% change		85%	59%	-5%	-49%	75%	0%	-100%	-100%	-100%	-100%	-100%	-100%	-45%
	<u>JUL</u>	<u>AUG</u>	<u>SEP</u>	<u>OCT</u>	<u>NOV</u>	<u>DEC</u>	<u>JAN</u>	<u>FEB</u>	<u>MAR</u>	<u>APR</u>	<u>MAY</u>	<u>JUN</u>	<u>TOTAL</u>	
I.2. Building Visitor Count (includes library gate count and bookstore visitors)	FY 24/25	14,277	13,331	13,211	13,581	10,922	10,024	12,589	12,567	13,897	12,878	12,423	15,907	155,607
I.2. Building Visitor Count (includes library gate count and bookstore visitors)	FY 25/26	15,201	14,511	15,486	14,901	11,022	11,142	0	0	0	0	0	0	82,263
% change		6%	9%	17%	10%	1%	11%	-100%	-100%	-100%	-100%	-100%	-100%	-47%
	<u>JUL</u>	<u>AUG</u>	<u>SEP</u>	<u>OCT</u>	<u>NOV</u>	<u>DEC</u>	<u>JAN</u>	<u>FEB</u>	<u>MAR</u>	<u>APR</u>	<u>MAY</u>	<u>JUN</u>	<u>TOTAL</u>	
I.3. Study Rooms-Attendance	FY 24/25	177	180	263	241	179	189	278	274	302	350	231	216	2,880
I.3. Study Rooms-Attendance	FY 25/26	201	171	268	322	220	217	0	0	0	0	0	0	1,399

FY 25-26 Library Statistics - December 2025

% change 14% -5% 2% 34% 23% 15% -100% -100% -100% -100% -100% -100% -51%

	<u>JUL</u>	<u>AUG</u>	<u>SEP</u>	<u>OCT</u>	<u>NOV</u>	<u>DEC</u>	<u>JAN</u>	<u>FEB</u>	<u>MAR</u>	<u>APR</u>	<u>MAY</u>	<u>JUN</u>	<u>TOTAL</u>	
J. Total Number of Facility Rentals - new FY 25/26 J.1.+J.2.	FY 25/26	51	53	67	63	45	46	0	0	0	0	0	0	325
J.1. Facility: Bidwell rental -TOTAL - new FY 25/26 (J.1.1.+J.1.2.+J.1.3.+J.1.4)	FY 25/26	22	21	29	22	16	11	0	0	0	0	0	0	121
J.1.1. Library: Bidwell Rental - new FY 25/26	FY 25/26	10	3	11	6	7	1							38
J.1.2. City departments: Bidwell Rental - new FY 25/26	FY 25/26	5	11	12	9	7	7							51
J.1.3. Non-Profit: Bidwell Rental - new FY 25/26	FY 25/26	7	4	6	7	2	2							28
J.1.4. Private Party: Bidwell Rental - new FY 25/26	FY 25/26	0	3	0	0	0	1							4
J.2. Facility: Friends Room -TOTAL - new FY 25/26 (J.2.1+J.2.2.+J.2.3.+J.2.4.)	FY 25/26	29	32	38	41	29	35	0	0	0	0	0	0	204
J.2.1 Library: Friends Room Rental - new FY 25/26	FY 25/26	27	26	33	35	26	31							178
J.2.2 City departments: Friends Room Rental - new FY 25/26	FY 25/26	1	6	5	6	3	4							25

FY 25-26 Library Statistics - December 2025

	<u>JUL</u>	<u>AUG</u>	<u>SEP</u>	<u>OCT</u>	<u>NOV</u>	<u>DEC</u>	<u>JAN</u>	<u>FEB</u>	<u>MAR</u>	<u>APR</u>	<u>MAY</u>	<u>JUN</u>	<u>TOTAL</u>	
J.2.3 Non-Profit: Friends Room Rental - new FY 25/26	FY 25/26	1	0	0	0	0							1	
J.2.4 Private Party: Friends Room Rental - new FY 25/26	FY 25/26	0	0	0	0	0							0	
J.3. TOTAL rental applications processed - new FY 25/26	FY 25/26	n/a	17	14	8	3	9						51	
K. Main Floor: Hours Open	FY 24/25	227	225	204	231	194	194	208	201	260	224	205	214	2,587
K. Main Floor: Hours Open	FY 25/26	224	218	214	221	187	207							1,271
% change		-1%	-3%	5%	-4%	-4%	7%	-100%	-100%	-100%	-100%	-100%	-100%	-51%
L. Public Service Points Staffed - # of hours	FY 24/25	597	590	571	587	479	481	537	493	550	619	527	523	6,554
L. Public Service Points Staffed - # of hours	FY 25/26	539	502	518	499	425	457							2,940
% change		-10%	-15%	-9%	-15%	-11%	-5%	-100%	-100%	-100%	-100%	-100%	-100%	-55%
M. Total General Fund Revenue (M.1+M.2)	FY 24/25	\$1,525	\$1,255	\$1,331	\$939	\$1,299	\$1,764	\$1,001	\$1,705	\$1,391	\$1,750	\$1,053	\$2,217	\$17,230
M. Total General Fund Revenue (M.1+M.2)	FY 25/26	\$1,576	\$914	\$1,012	\$1,704	\$804	\$1,070	\$0	\$0	\$0	\$0	\$0	\$0	\$7,080
% change		3%	-27%	-24%	81%	-38%	-39%	-100%	-100%	-100%	-100%	-100%	-100%	-59%
M.1. Fines/Fees Collected (extended use fees)	FY 24/25	\$732	\$386	\$887	\$358	\$278	\$1,037	\$541	\$719	\$1,096	\$760	\$456	\$1,353	\$8,601
M.1. Fines/Fees Collected (extended use fees) - overdue fine free as of July 1, 2023	FY 25/26	\$501	\$425	\$524	\$949	\$390	\$745							\$3,534

FY 25-26 Library Statistics - December 2025

% change		-32%	10%	-41%	165%	40%	-28%	-100%	-100%	-100%	-100%	-100%	-100%	-59%
		<u>JUL</u>	<u>AUG</u>	<u>SEP</u>	<u>OCT</u>	<u>NOV</u>	<u>DEC</u>	<u>JAN</u>	<u>FEB</u>	<u>MAR</u>	<u>APR</u>	<u>MAY</u>	<u>JUN</u>	<u>TOTAL</u>
M.2.Library Document Station (formerly Copy/Center) - Fees Collected	FY 24/25	\$792	\$869	\$444	\$582	\$1,021	\$727	\$461	\$985	\$295	\$991	\$598	\$864	\$8,629
M.2.Library Document Station (formerly Copy/Center) - Fees Collected	FY 25/26	\$1,075	\$489	\$489	\$755	\$414	\$325							\$3,546
% change		36%	-44%	10%	30%	-59%	-55%	-100%	-100%	-100%	-100%	-100%	-100%	-59%

II. Collection Development

		<u>JUL</u>	<u>AUG</u>	<u>SEP</u>	<u>OCT</u>	<u>NOV</u>	<u>DEC</u>	<u>JAN</u>	<u>FEB</u>	<u>MAR</u>	<u>APR</u>	<u>MAY</u>	<u>JUN</u>	<u>TOTAL</u>
A. Total Items Owned (includes e-books, magazines etc)	FY 24/25	127,436	127,607	127,992	128,311	129,498	129,759	128,494	128,451	128,832	127,607	129,191	128,059	
A. Total Items Owned (includes e-books, magazines etc)	FY 25/26	128,476	128,608	128,758	128,627	128,515	128,303							
% change		1%	1%	1%	0%	-1%	-1%	-100%	-100%	-100%	-100%	-100%	-100%	
		<u>JUL</u>	<u>AUG</u>	<u>SEP</u>	<u>OCT</u>	<u>NOV</u>	<u>DEC</u>	<u>JAN</u>	<u>FEB</u>	<u>MAR</u>	<u>APR</u>	<u>MAY</u>	<u>JUN</u>	<u>TOTAL</u>
A.1. Total Items Owned -Adult	FY 24/25	41,214	41,359	41,512	41,728	42,019	42,118	41,391	41,306	41,462	41,584	41,737	41,894	
A.1. Total Items Owned -Adult	FY 25/26	42,106	42,291	42,277	42,214	42,078	41,955							
% change		2%	2%	2%	1%	0%	0%	-100%	-100%	-100%	-100%	-100%	-100%	
		<u>JUL</u>	<u>AUG</u>	<u>SEP</u>	<u>OCT</u>	<u>NOV</u>	<u>DEC</u>	<u>JAN</u>	<u>FEB</u>	<u>MAR</u>	<u>APR</u>	<u>MAY</u>	<u>JUN</u>	<u>TOTAL</u>
A.2. Total Items Owned - Youth (YA & Childrens)	FY 24/25	26,785	26,713	26,785	26,849	27,063	27,016	27,110	27,155	27,130	27,213	27,416	27,405	
A.2. Total Items Owned - Youth (YA & Childrens)	FY 25/26	27,485	27,509	27,466	27,408	27,342	27,309							
% change		3%	3%	3%	2%	1%	1%	-100%	-100%	-100%	-100%	-100%	-100%	
		<u>JUL</u>	<u>AUG</u>	<u>SEP</u>	<u>OCT</u>	<u>NOV</u>	<u>DEC</u>	<u>JAN</u>	<u>FEB</u>	<u>MAR</u>	<u>APR</u>	<u>MAY</u>	<u>JUN</u>	<u>TOTAL</u>
A.3. Total Items Owned - AV (A.3.1 + A. 3.2)	FY 24/25	14,103	14,149	14,114	14,133	14,141	14,102	14,119	14,108	14,095	14,023	14,120	14,135	
A.3. Total Items Owned - AV (A.3.1 + A. 3.2)	FY 25/26	14,137	14,110	14,111	14,125	14,121	14,098	0	0	0	0	0	0	
% change		0%	0%	0%	0%	0%	0%	-100%	-100%	-100%	-100%	-100%	-100%	

FY 25-26 Library Statistics - December 2025

		<u>JUL</u>	<u>AUG</u>	<u>SEP</u>	<u>OCT</u>	<u>NOV</u>	<u>DEC</u>	<u>JAN</u>	<u>FEB</u>	<u>MAR</u>	<u>APR</u>	<u>MAY</u>	<u>JUN</u>	<u>TOTAL</u>
A.3.1. Total Items Owned - AV -Adult	FY 24/25	11,835	11,837	11,804	11,820	11,832	11,792	11,810	11,802	11,786	11,721	11,820	11,844	
A.3.1. Total Items Owned - AV -Adult	FY 25/26	11,844	11,817	11,827	11,841	11,838	11,809							
% change		0%	0%	0%	0%	0%	0%	-100%	-100%	-100%	-100%	-100%	-100%	
		<u>JUL</u>	<u>AUG</u>	<u>SEP</u>	<u>OCT</u>	<u>NOV</u>	<u>DEC</u>	<u>JAN</u>	<u>FEB</u>	<u>MAR</u>	<u>APR</u>	<u>MAY</u>	<u>JUN</u>	<u>TOTAL</u>
A.3.2 Total Items Owned - AV - Youth (YA & Childrens)	FY 24/25	2,268	2,312	2,310	2,313	2,309	2,310	2,309	2,306	2,309	2,302	2,300	2,291	
A.3.2 Total Items Owned - AV - Youth (YA & Childrens)	FY 25/26	2,293	2,293	2,284	2,284	2,283	2,289							
% change		1%	-1%	-1%	-1%	-1%	-1%	-100%	-100%	-100%	-100%	-100%	-100%	
		<u>JUL</u>	<u>AUG</u>	<u>SEP</u>	<u>OCT</u>	<u>NOV</u>	<u>DEC</u>	<u>JAN</u>	<u>FEB</u>	<u>MAR</u>	<u>APR</u>	<u>MAY</u>	<u>JUN</u>	<u>TOTAL</u>
A.4. Total Items Owned - Circulating E-books (YA, Childrens, Adult)	FY 24/25	48,227	44,454	48,650	48,762	50,211	51,098	51,207	51,447	51,652	52,227	52,809	51,204	
A.4. Total Items Owned - Circulating E-books (YA, Childrens, Adult)	FY 25/26	51,626	51,811	52,205	53,121	57,233	58,444							
% change		7%	17%	7%	9%	14%	14%	-100%	-100%	-100%	-100%	-100%	-100%	
		<u>JUL</u>	<u>AUG</u>	<u>SEP</u>	<u>OCT</u>	<u>NOV</u>	<u>DEC</u>	<u>JAN</u>	<u>FEB</u>	<u>MAR</u>	<u>APR</u>	<u>MAY</u>	<u>JUN</u>	<u>TOTAL</u>
A.5. Other Circulating Physical Items Owned (Parks Passes, Kits etc)	FY 24/25	59	59	58	57	67	68	68	68	66	68	68	68	
A.5. Other Circulating Physical Items Owned (Parks Passes, Kits etc)	FY 25/26	68	70	70	70	36	64							
% change		15%	19%	21%	23%	-46%	-6%	-100%	-100%	-100%	-100%	-100%	-100%	
		<u>JUL</u>	<u>AUG</u>	<u>SEP</u>	<u>OCT</u>	<u>NOV</u>	<u>DEC</u>	<u>JAN</u>	<u>FEB</u>	<u>MAR</u>	<u>APR</u>	<u>MAY</u>	<u>JUN</u>	<u>TOTAL</u>
B. Total Titles Added (B.1 + B.2.+ B.3)	FY 24/25	461	554	486	512	447	558	537	489	452	704	498	443	6,141
B. Total Titles Added (B.1 + B.2.+ B.3)	FY 25/26	488	411	355	286	278	328	0	0	0	0	0	0	2,146
% change		6%	-26%	-27%	-44%	-38%	-41%	-100%	-100%	-100%	-100%	-100%	-100%	-65%
		<u>JUL</u>	<u>AUG</u>	<u>SEP</u>	<u>OCT</u>	<u>NOV</u>	<u>DEC</u>	<u>JAN</u>	<u>FEB</u>	<u>MAR</u>	<u>APR</u>	<u>MAY</u>	<u>JUN</u>	<u>TOTAL</u>
B.1. Total Titles Added-Adult	FY 24/25	406	313	377	329	361	452	400	295	344	495	325	285	4,382
B.1. Total Titles Added-Adult	FY 25/26	303	311	289	224	261	302							1,690

FY 25-26 Library Statistics - December 2025

		-25%	-1%	-23%	-32%	-28%	-33%	-100%	-100%	-100%	-100%	-100%	-100%	-61%
		<u>JUL</u>	<u>AUG</u>	<u>SEP</u>	<u>OCT</u>	<u>NOV</u>	<u>DEC</u>	<u>JAN</u>	<u>FEB</u>	<u>MAR</u>	<u>APR</u>	<u>MAY</u>	<u>JUN</u>	<u>TOTAL</u>
B.2 Total Titles Added - Youth (YA & Childrens)	FY 24/25	53	116	99	160	69	77	120	177	99	194	153	147	1,464
B.2 Total Titles Added - Youth (YA & Childrens)	FY 25/26	167	85	49	37	17	17							372
% change		215%	-27%	-51%	-77%	-75%	-78%	-100%	-100%	-100%	-100%	-100%	-100%	-75%
		<u>JUL</u>	<u>AUG</u>	<u>SEP</u>	<u>OCT</u>	<u>NOV</u>	<u>DEC</u>	<u>JAN</u>	<u>FEB</u>	<u>MAR</u>	<u>APR</u>	<u>MAY</u>	<u>JUN</u>	<u>TOTAL</u>
B.3. Total Titles Added - AV (B.3.1 + B.3.2)	FY 24/25	2	125	10	23	17	29	17	17	9	15	20	11	295
B.3. Total Titles Added - AV (B.3.1 + B.3.2)	FY 25/26	18	15	17	25	0	9	0	0	0	0	0	0	84
% change		800%	-88%	70%	9%	-100%	-69%	-100%	-100%	-100%	-100%	-100%	-100%	-72%
		<u>JUL</u>	<u>AUG</u>	<u>SEP</u>	<u>OCT</u>	<u>NOV</u>	<u>DEC</u>	<u>JAN</u>	<u>FEB</u>	<u>MAR</u>	<u>APR</u>	<u>MAY</u>	<u>JUN</u>	<u>TOTAL</u>
B.3.1 Total Titles Added - AV - Adult	FY 24/25	2	3	10	18	17	29	16	16	9	13	20	10	163
B.3.1 Total Titles Added - AV - Adult	FY 25/26	15	14	15	22	0	2							68
% change		650%	367%	50%	22%	-100%	-93%	-100%	-100%	-100%	-100%	-100%	-100%	-58%
		<u>JUL</u>	<u>AUG</u>	<u>SEP</u>	<u>OCT</u>	<u>NOV</u>	<u>DEC</u>	<u>JAN</u>	<u>FEB</u>	<u>MAR</u>	<u>APR</u>	<u>MAY</u>	<u>JUN</u>	<u>TOTAL</u>
B.3.2. Total Titles Added - AV - Youth (YA & Childrens)	FY 24/25	0	122	0	5	0	0	1	1	0	2	0	1	132
B.3.2. Total Titles Added - AV - Youth (YA & Childrens)	FY 25/26	3	1	2	3	0	7							16
% change			-99%		-40%			-100%	-100%		-100%		-100%	-88%
		<u>JUL</u>	<u>AUG</u>	<u>SEP</u>	<u>OCT</u>	<u>NOV</u>	<u>DEC</u>	<u>JAN</u>	<u>FEB</u>	<u>MAR</u>	<u>APR</u>	<u>MAY</u>	<u>JUN</u>	<u>TOTAL</u>
C. Total Items Added C.1. + C. 2 + C.3	FY 24/25	219	412	278	321	240	259	270	360	202	370	286	302	3,519
C. Total Items Added C.1. + C. 2 + C.3	FY 25/26	306	266	192	166	79	126	0	0	0	0	0	0	1,135
% change		40%	-35%	-31%	-48%	-67%	-51%	-100%	-100%	-100%	-100%	-100%	-100%	-68%
		<u>JUL</u>	<u>AUG</u>	<u>SEP</u>	<u>OCT</u>	<u>NOV</u>	<u>DEC</u>	<u>JAN</u>	<u>FEB</u>	<u>MAR</u>	<u>APR</u>	<u>MAY</u>	<u>JUN</u>	<u>TOTAL</u>

FY 25-26 Library Statistics - December 2025

C.1. Total Items Added - Adult (<i>Books only</i>)	FY 24/25	126	74	130	114	130	130	104	127	76	133	95	113	1,352
C.1. Total Items Added - Adult (<i>Books only</i>)	FY 25/26	150	136	90	75	53	101							605
% change		19%	84%	-31%	-34%	-59%	-22%	-100%	-100%	-100%	-100%	-100%	-100%	-55%
		<u>JUL</u>	<u>AUG</u>	<u>SEP</u>	<u>OCT</u>	<u>NOV</u>	<u>DEC</u>	<u>JAN</u>	<u>FEB</u>	<u>MAR</u>	<u>APR</u>	<u>MAY</u>	<u>JUN</u>	<u>TOTAL</u>
C.2. Total Items Added - Youth (YA & Childrens- <i>Books only</i>)	FY 24/25	87	110	127	183	92	113	140	204	112	218	157	171	1,714
C.2. Total Items Added - Youth (YA & Childrens- <i>Books only</i>)	FY 25/26	136	113	79	57	25	15							425
% change		56%	3%	-38%	-69%	-73%	-87%	-100%	-100%	-100%	-100%	-100%	-100%	-75%
		<u>JUL</u>	<u>AUG</u>	<u>SEP</u>	<u>OCT</u>	<u>NOV</u>	<u>DEC</u>	<u>JAN</u>	<u>FEB</u>	<u>MAR</u>	<u>APR</u>	<u>MAY</u>	<u>JUN</u>	<u>TOTAL</u>
C.3.Total Items Added - AV C.3.1. + C.3.2.	FY 24/25	6	228	21	24	18	16	26	29	14	19	34	18	453
C.3.Total Items Added - AV C.3.1. + C.3.2.	FY 25/26	20	17	23	34	1	10	0	0	0	0	0	0	105
% change		233%	-93%	10%	42%	-94%	-38%	-100%	-100%	-100%	-100%	-100%	-100%	-77%
		<u>JUL</u>	<u>AUG</u>	<u>SEP</u>	<u>OCT</u>	<u>NOV</u>	<u>DEC</u>	<u>JAN</u>	<u>FEB</u>	<u>MAR</u>	<u>APR</u>	<u>MAY</u>	<u>JUN</u>	<u>TOTAL</u>
C.3.1 Total Items Added - AV - Adult	FY 24/25	6	104	21	19	18	16	24	27	14	17	34	17	317
C.3.1 Total Items Added - AV - Adult	FY 25/26	17	16	21	30	1	3							88
% change		183%	-85%	0%	58%	-94%	-81%	-100%	-100%	-100%	-100%	-100%	-100%	-72%
		<u>JUL</u>	<u>AUG</u>	<u>SEP</u>	<u>OCT</u>	<u>NOV</u>	<u>DEC</u>	<u>JAN</u>	<u>FEB</u>	<u>MAR</u>	<u>APR</u>	<u>MAY</u>	<u>JUN</u>	<u>TOTAL</u>
C.3.2 Total Items Added - AV - Youth (YA & Childrens)	FY 24/25	0	124	0	5	0	0	2	2	0	2	0	1	136
C.3.2 Total Items Added - AV - Youth (YA & Childrens)	FY 25/26	3	1	2	4	0	7							17
% change			-99%		-20%			-100%	-100%		-100%		-100%	-88%
		<u>JUL</u>	<u>AUG</u>	<u>SEP</u>	<u>OCT</u>	<u>NOV</u>	<u>DEC</u>	<u>JAN</u>	<u>FEB</u>	<u>MAR</u>	<u>APR</u>	<u>MAY</u>	<u>JUN</u>	<u>TOTAL</u>
D. Total Items purchased pre-processed (all collections) - <i>new FY 25/26</i>	FY 25/26	0	12	3	0	0	0							15
		<u>JUL</u>	<u>AUG</u>	<u>SEP</u>	<u>OCT</u>	<u>NOV</u>	<u>DEC</u>	<u>JAN</u>	<u>FEB</u>	<u>MAR</u>	<u>APR</u>	<u>MAY</u>	<u>JUN</u>	<u>TOTAL</u>

FY 25-26 Library Statistics - December 2025

E. Total Items Withdrawn (includes periodicals)														
E.1 + E.2.														
E. Total Items Withdrawn (includes periodicals)														
E.1 + E.2.														
	FY 24/25	499	281	193	47	152	183	835	360	233	113	113	136	3,145
	FY 25/26	117	209	155	289	160	465	0	0	0	0	0	0	1,395
% change		-77%	-26%	-20%	515%	5%	154%	-100%	-100%	-100%	-100%	-100%	-100%	-56%
	<u>JUL</u>	<u>AUG</u>	<u>SEP</u>	<u>OCT</u>	<u>NOV</u>	<u>DEC</u>	<u>JAN</u>	<u>FEB</u>	<u>MAR</u>	<u>APR</u>	<u>MAY</u>	<u>JUN</u>	<u>TOTAL</u>	
E.1. Total Items Withdrawn (SS)														
	FY 24/25	248	281	193	47	87	125	59	83	160	113	113	129	1,638
	FY 25/26	77	208	155	283	160	465							1,348
% change		-69%	-26%	-20%	502%	84%	272%	-100%	-100%	-100%	-100%	-100%	-100%	-18%
	<u>JUL</u>	<u>AUG</u>	<u>SEP</u>	<u>OCT</u>	<u>NOV</u>	<u>DEC</u>	<u>JAN</u>	<u>FEB</u>	<u>MAR</u>	<u>APR</u>	<u>MAY</u>	<u>JUN</u>	<u>TOTAL</u>	
E.2. Total Items Withdrawn (Periodicals)														
	FY 24/25	251	0	0	0	65	58	776	277	73	0	0	7	1,507
	FY 25/26	40	1	0	6	0	0							47
% change		-84%				-100%	-100%	-100%	-100%	-100%			-100%	-97%
	<u>JUL</u>	<u>AUG</u>	<u>SEP</u>	<u>OCT</u>	<u>NOV</u>	<u>DEC</u>	<u>JAN</u>	<u>FEB</u>	<u>MAR</u>	<u>APR</u>	<u>MAY</u>	<u>JUN</u>	<u>TOTAL</u>	
F. Total Items Mended/Bound														
	FY 24/25	26	4	8	7	4	0	3	3	0	0	0	0	55
	FY 25/26	4	0	0	0	0	0							4
% change		-85%	-100%	-100%	-100%	-100%		-100%	-100%					-93%
<u>III. Requests for Information- Customer Interactions</u>														
A. Total Requests for Information in building-Adult and Youth (includes in-person questions, telephone, mail, email questions)														
	FY 24/25	1,120	819	677	1,194	996	719	888	1,049	1,066	929	892	1,504	11,853
	FY 25/26	1,304	888	1,031	922	882	758							5,785
% change		16%	8%	52%	-23%	-11%	5%	-100%	-100%	-100%	-100%	-100%	-100%	-51%
	<u>JUL</u>	<u>AUG</u>	<u>SEP</u>	<u>OCT</u>	<u>NOV</u>	<u>DEC</u>	<u>JAN</u>	<u>FEB</u>	<u>MAR</u>	<u>APR</u>	<u>MAY</u>	<u>JUN</u>	<u>TOTAL</u>	

FY 25-26 Library Statistics - December 2025

D. Total Circulation Services Customers Served	FY 24/25	2,100	2,012	1,856	1,982	1,619	1,479	1,985	1,835	2,039	1,796	1,913	2,487	23,103
D. Total Circulation Services Customers Served	FY 25/26	2,221	2,258	2,107	2,044	1,638	1,617							11,885
% change		6%	12%	14%	3%	1%	9%	-100%	-100%	-100%	-100%	-100%	-100%	-49%
		<u>JUL</u>	<u>AUG</u>	<u>SEP</u>	<u>OCT</u>	<u>NOV</u>	<u>DEC</u>	<u>JAN</u>	<u>FEB</u>	<u>MAR</u>	<u>APR</u>	<u>MAY</u>	<u>JUN</u>	<u>TOTAL</u>
E. Total City Phone Line Customers Served	FY 24/25	336	292	319	337	221	225	464	308	409	379	358	375	4,023
E. Total City Phone Line Customers Served	FY 25/26	462	442	352	361	267	254							2,138
% change		38%	51%	10%	7%	21%	13%	-100%	-100%	-100%	-100%	-100%	-100%	-47%
<u>IV. Programs (at library building, at community sites, virtual)</u>														
		<u>JUL</u>	<u>AUG</u>	<u>SEP</u>	<u>OCT</u>	<u>NOV</u>	<u>DEC</u>	<u>JAN</u>	<u>FEB</u>	<u>MAR</u>	<u>APR</u>	<u>MAY</u>	<u>JUN</u>	<u>TOTAL</u>
A. TOTAL all programs (at library building, at community sites, virtual) B. + C. + D.	FY 24/25	53	29	27	36	33	25	30	35	57	40	43	60	468
A. TOTAL all programs (at library building, at community sites, virtual) B. + C. + D.	FY 25/26	61	42	39	40	37	30	0	0	0	0	0	0	249
% change		15%	45%	44%	11%	12%	20%	-100%	-100%	-100%	-100%	-100%	-100%	-47%
		<u>JUL</u>	<u>AUG</u>	<u>SEP</u>	<u>OCT</u>	<u>NOV</u>	<u>DEC</u>	<u>JAN</u>	<u>FEB</u>	<u>MAR</u>	<u>APR</u>	<u>MAY</u>	<u>JUN</u>	<u>TOTAL</u>
A.1. TOTAL all program - attendance (at library building, at community sites, virtual) B.1 + C.1. + A.1. TOTAL all program - attendance (at library building, at community sites, virtual) B.1 + C.1. +	FY 24/25	2,045	1,412	1,482	3,093	2,035	1,413	1,060	1,494	2,842	2,793	2,174	3,234	25,077
A.1. TOTAL all program - attendance (at library building, at community sites, virtual) B.1 + C.1. +	FY 25/26	2,827	2,122	1,834	1,509	1,902	1,901	0	0	0	0	0	0	12,095
% change		38%	50%	24%	-51%	-7%	35%	-100%	-100%	-100%	-100%	-100%	-100%	-52%
		<u>JUL</u>	<u>AUG</u>	<u>SEP</u>	<u>OCT</u>	<u>NOV</u>	<u>DEC</u>	<u>JAN</u>	<u>FEB</u>	<u>MAR</u>	<u>APR</u>	<u>MAY</u>	<u>JUN</u>	<u>TOTAL</u>
B. TOTAL Programs at library building B.1.1.+B.1.2.+B.1.3.+B.1.4.+B.1.5.	FY 24/25	39	22	21	25	24	17	22	23	29	25	26	46	319
B. TOTAL Programs at library building B.1.1.+B.1.2.+B.1.3.+B.1.4.+B.1.5.	FY 25/26	47	22	29	24	24	21	0	0	0	0	0	0	167
% change		21%	0%	38%	-4%	0%	24%	-100%	-100%	-100%	-100%	-100%	-100%	-48%
		<u>JUL</u>	<u>AUG</u>	<u>SEP</u>	<u>OCT</u>	<u>NOV</u>	<u>DEC</u>	<u>JAN</u>	<u>FEB</u>	<u>MAR</u>	<u>APR</u>	<u>MAY</u>	<u>JUN</u>	<u>TOTAL</u>
B.1. TOTAL Programs at library building- attendance B.1.1.1.+B.1.2.1.+B.1.3.1.+B.1.4.1.+B.1.5.1.	FY 24/25	1,825	1,050	1,265	1,351	1,549	845	937	1,062	1,857	1,277	1,433	2,614	17,065
B.1. TOTAL Programs at library building- attendance B.1.1.1.+B.1.2.1.+B.1.3.1.+B.1.4.1.+B.1.5.1.	FY 25/26	2,630	1,542	1,699	1,296	1,726	952	0	0	0	0	0	0	9,845

FY 25-26 Library Statistics - December 2025

		44%	47%	34%	-4%	11%	13%	-100%	-100%	-100%	-100%	-100%	-100%	-42%
		<u>JUL</u>	<u>AUG</u>	<u>SEP</u>	<u>OCT</u>	<u>NOV</u>	<u>DEC</u>	<u>JAN</u>	<u>FEB</u>	<u>MAR</u>	<u>APR</u>	<u>MAY</u>	<u>JUN</u>	<u>TOTAL</u>
B.1.1. Programs at library building - General	FY 24/25	13	2	3	3	4	3	2	5	5	4	1	25	70
B.1.1. Programs at library building - General	FY 25/26	22	3	3	2	5	3							38
% change		69%	50%	0%	-33%	25%	0%	-100%	-100%	-100%	-100%	-100%	-100%	-46%
		<u>JUL</u>	<u>AUG</u>	<u>SEP</u>	<u>OCT</u>	<u>NOV</u>	<u>DEC</u>	<u>JAN</u>	<u>FEB</u>	<u>MAR</u>	<u>APR</u>	<u>MAY</u>	<u>JUN</u>	<u>TOTAL</u>
B.1.1.1. Programs at library building - General - attendance	FY 24/25	629	61	101	240	707	284	78	174	798	109	23	1,298	4,502
B.1.1.1. Programs at library building - General - attendance	FY 25/26	972	297	243	108	732	180							2,532
% change		55%	387%	141%	-55%	4%	-37%	-100%	-100%	-100%	-100%	-100%	-100%	-44%
		<u>JUL</u>	<u>AUG</u>	<u>SEP</u>	<u>OCT</u>	<u>NOV</u>	<u>DEC</u>	<u>JAN</u>	<u>FEB</u>	<u>MAR</u>	<u>APR</u>	<u>MAY</u>	<u>JUN</u>	<u>TOTAL</u>
B.1.2. Programs at library building - ages 0-5	FY 24/25	18	17	15	19	16	12	15	15	16	18	14	16	191
B.1.2. Programs at library building - ages 0-5	FY 25/26	20	16	18	18	14	16							102
% change		11%	-6%	20%	-5%	-13%	33%	-100%	-100%	-100%	-100%	-100%	-100%	-47%
		<u>JUL</u>	<u>AUG</u>	<u>SEP</u>	<u>OCT</u>	<u>NOV</u>	<u>DEC</u>	<u>JAN</u>	<u>FEB</u>	<u>MAR</u>	<u>APR</u>	<u>MAY</u>	<u>JUN</u>	<u>TOTAL</u>
B.1.2.1. Programs at library building- ages 0-5 - attendance	FY 24/25	1,007	946	955	1,067	732	543	786	862	894	1,145	812	1,259	11,008
B.1.2.1. Programs at library building- ages 0-5 - attendance	FY 25/26	1,538	1,131	1,156	1,153	905	760							6,643
% change		53%	20%	21%	8%	24%	40%	-100%	-100%	-100%	-100%	-100%	-100%	-40%
		<u>JUL</u>	<u>AUG</u>	<u>SEP</u>	<u>OCT</u>	<u>NOV</u>	<u>DEC</u>	<u>JAN</u>	<u>FEB</u>	<u>MAR</u>	<u>APR</u>	<u>MAY</u>	<u>JUN</u>	<u>TOTAL</u>
B.1.3. Programs at library building - ages 6-11	FY 24/25	5	0	0	0	2	0	0	0	1	0	7	0	15
B.1.3. Programs at library building - ages 6-11	FY 25/26	0	0	1	0	2	0							3
% change		-100%				0%				-100%		-100%		-80%
		<u>JUL</u>	<u>AUG</u>	<u>SEP</u>	<u>OCT</u>	<u>NOV</u>	<u>DEC</u>	<u>JAN</u>	<u>FEB</u>	<u>MAR</u>	<u>APR</u>	<u>MAY</u>	<u>JUN</u>	<u>TOTAL</u>

FY 25-26 Library Statistics - December 2025

B.1.3.1. Programs at library building - ages 6-11 - attendance	FY 24/25	150	0	0	0	76	0	0	0	21	0	516	0	763
B.1.3.1. Programs at library building - ages 6-11 - attendance	FY 25/26	0	0	39	0	44	0							83
% change		-100%				-42%				-100%		-100%		-89%
		<u>JUL</u>	<u>AUG</u>	<u>SEP</u>	<u>OCT</u>	<u>NOV</u>	<u>DEC</u>	<u>JAN</u>	<u>FEB</u>	<u>MAR</u>	<u>APR</u>	<u>MAY</u>	<u>JUN</u>	<u>TOTAL</u>
B.1.4. Programs at library building - Teens	FY 24/25	3	2	2	1	1	1	1	1	1	1	1	2	17
B.1.4. Programs at library building - Teens	FY 25/26	3	1	2	2	1	1							10
% change		0%	-50%	0%	100%	0%	0%	-100%	-100%	-100%	-100%	-100%	-100%	-41%
		<u>JUL</u>	<u>AUG</u>	<u>SEP</u>	<u>OCT</u>	<u>NOV</u>	<u>DEC</u>	<u>JAN</u>	<u>FEB</u>	<u>MAR</u>	<u>APR</u>	<u>MAY</u>	<u>JUN</u>	<u>TOTAL</u>
B.1.4.1 Programs at library building - Teens - attendance	FY 24/25	39	35	169	8	9	10	4	9	12	10	6	25	336
B.1.4.1 Programs at library building - Teens - attendance	FY 25/26	54	3	104	16	2	5							184
% change		38%	-91%	-38%	100%	-78%	-50%	-100%	-100%	-100%	-100%	-100%	-100%	-45%
		<u>JUL</u>	<u>AUG</u>	<u>SEP</u>	<u>OCT</u>	<u>NOV</u>	<u>DEC</u>	<u>JAN</u>	<u>FEB</u>	<u>MAR</u>	<u>APR</u>	<u>MAY</u>	<u>JUN</u>	<u>TOTAL</u>
B.1.5. Programs at the library building - Adult	FY 24/25	0	1	1	2	1	1	4	2	6	2	3	3	26
B.1.5. Programs at the library building - Adult	FY 25/26	2	2	5	2	2	1							14
% change			100%	400%	0%	100%	0%	-100%	-100%	-100%	-100%	-100%	-100%	-46%
		<u>JUL</u>	<u>AUG</u>	<u>SEP</u>	<u>OCT</u>	<u>NOV</u>	<u>DEC</u>	<u>JAN</u>	<u>FEB</u>	<u>MAR</u>	<u>APR</u>	<u>MAY</u>	<u>JUN</u>	<u>TOTAL</u>
B.1.5.1. Programs at the library building - Adult-attendance	FY 24/25	0	8	40	36	25	8	69	17	132	13	76	32	456
B.1.5.1. Programs at the library building - Adult-attendance	FY 25/26	66	111	157	19	43	7							403
% change			1288%	293%	-47%	72%	-13%	-100%	-100%	-100%	-100%	-100%	-100%	-12%
		<u>JUL</u>	<u>AUG</u>	<u>SEP</u>	<u>OCT</u>	<u>NOV</u>	<u>DEC</u>	<u>JAN</u>	<u>FEB</u>	<u>MAR</u>	<u>APR</u>	<u>MAY</u>	<u>JUN</u>	<u>TOTAL</u>
C. TOTAL Programs at community sites	FY 24/25	10	4	3	8	5	6	5	9	25	12	14	11	112
C.1.1+C.1.2.+C.1.3.+C.1.4.+C.1.5.	FY 25/26	9	16	6	12	10	8	0	0	0	0	0	0	61
% change		-10%	300%	100%	50%	100%	33%	-100%	-100%	-100%	-100%	-100%	-100%	-46%

FY 25-26 Library Statistics - December 2025

	<u>JUL</u>	<u>AUG</u>	<u>SEP</u>	<u>OCT</u>	<u>NOV</u>	<u>DEC</u>	<u>JAN</u>	<u>FEB</u>	<u>MAR</u>	<u>APR</u>	<u>MAY</u>	<u>JUN</u>	<u>TOTAL</u>	
C.1. TOTAL programs at community sites - attendance														
C.1.1.1.+C.1.2.1.+C.1.3.1.+C.1.4.1.+C.1.5.1.	FY 24/25	212	359	215	1,741	486	567	120	432	979	1,511	738	617	7,977
C.1. TOTAL programs at community sites - attendance	FY 25/26	197	573	130	210	175	949	0	0	0	0	0	0	2,234
C.1.1.1.+C.1.2.1.+C.1.3.1.+C.1.4.1.+C.1.5.1.	% change	-7%	60%	-40%	-88%	-64%	67%	-100%	-100%	-100%	-100%	-100%	-100%	-72%

	<u>JUL</u>	<u>AUG</u>	<u>SEP</u>	<u>OCT</u>	<u>NOV</u>	<u>DEC</u>	<u>JAN</u>	<u>FEB</u>	<u>MAR</u>	<u>APR</u>	<u>MAY</u>	<u>JUN</u>	<u>TOTAL</u>	
C.1.1. Programs at community sites - General	FY 24/25	0	2	0	2	1	1	0	0	0	5	1	3	15
C.1.1. Programs at community sites - General	FY 25/26	1	3	1	3	0	1							24
% change		50%		50%	-100%	0%				-100%	-100%	-100%		60%

	<u>JUL</u>	<u>AUG</u>	<u>SEP</u>	<u>OCT</u>	<u>NOV</u>	<u>DEC</u>	<u>JAN</u>	<u>FEB</u>	<u>MAR</u>	<u>APR</u>	<u>MAY</u>	<u>JUN</u>	<u>TOTAL</u>	
C.1.1.1. Programs at community sites - General - attendance	FY 24/25	0	300	0	1,537	400	500	0	0	0	1,375	250	200	4,562
C.1.1.1. Programs at community sites - General - attendance	FY 25/26	26	134	11	66	0	850							1,087
% change		-55%		-96%	-100%	70%				-100%	-100%	-100%		-76%

	<u>JUL</u>	<u>AUG</u>	<u>SEP</u>	<u>OCT</u>	<u>NOV</u>	<u>DEC</u>	<u>JAN</u>	<u>FEB</u>	<u>MAR</u>	<u>APR</u>	<u>MAY</u>	<u>JUN</u>	<u>TOTAL</u>	
C.1.2. Programs at community sites- ages 0-5	FY 24/25	2	0	0	2	2	2	2	2	2	2	2	0	18
C.1.2. Programs at community sites- ages 0-5	FY 25/26	2	0	0	3	2	2							9
% change		0%		50%	0%	0%	-100%	-100%	-100%	-100%	-100%			-50%

	<u>JUL</u>	<u>AUG</u>	<u>SEP</u>	<u>OCT</u>	<u>NOV</u>	<u>DEC</u>	<u>JAN</u>	<u>FEB</u>	<u>MAR</u>	<u>APR</u>	<u>MAY</u>	<u>JUN</u>	<u>TOTAL</u>	
C.1.2.1. Programs at community sites- ages 0-5 - attendance	FY 24/25	31	0	0	29	26	33	35	32	32	38	38	0	294
C.1.2.1. Programs at community sites- ages 0-5 - attendance	FY 25/26	20	0	0	43	16	16							
% change		-35%		48%	-38%	-52%	-100%	-100%	-100%	-100%	-100%			-100%

JUL AUG SEP OCT NOV DEC JAN FEB MAR APR MAY JUN TOTAL

FY 25-26 Library Statistics - December 2025

C.1.3. Programs at community sites - ages 6-11	FY 24/25	2	0	0	0	0	0	0	2	19	0	2	2	27
C.1.3. Programs at community sites - ages 6-11	FY 25/26	2	7	0	0	2	0							11
% change		0%							-100%	-100%		-100%	-100%	-59%
		<u>JUL</u>	<u>AUG</u>	<u>SEP</u>	<u>OCT</u>	<u>NOV</u>	<u>DEC</u>	<u>JAN</u>	<u>FEB</u>	<u>MAR</u>	<u>APR</u>	<u>MAY</u>	<u>JUN</u>	<u>TOTAL</u>
C.1.3.1. Programs at community sites - ages 6-11 - attendance	FY 24/25	98	0	0	0	0	0	0	150	849	0	275	200	1572
C.1.3.1. Programs at community sites - ages 6-11 - attendance	FY 25/26	66	275	0	0	64	0							405
% change		-33%							-100%	-100%		-100%	-100%	-74%
		<u>JUL</u>	<u>AUG</u>	<u>SEP</u>	<u>OCT</u>	<u>NOV</u>	<u>DEC</u>	<u>JAN</u>	<u>FEB</u>	<u>MAR</u>	<u>APR</u>	<u>MAY</u>	<u>JUN</u>	<u>TOTAL</u>
C.1.4. Programs at community sites - Teens	FY 24/25	0	0	0	0	0	1	0	0	0	0	0	0	1
C.1.4. Programs at community sites - Teens	FY 25/26	0	2	0	0	0	1							3
% change							0%							200%
		<u>JUL</u>	<u>AUG</u>	<u>SEP</u>	<u>OCT</u>	<u>NOV</u>	<u>DEC</u>	<u>JAN</u>	<u>FEB</u>	<u>MAR</u>	<u>APR</u>	<u>MAY</u>	<u>JUN</u>	<u>TOTAL</u>
C.1.4.1 Programs at community sites - Teens - attendance	FY 24/25	0	0	0	0	0	4	0	0	0	0	0	0	4
C.1.4.1 Programs at community sites - Teens - attendance	FY 25/26	0	100	0	0	0	4							104
% change							0%							2500%
		<u>JUL</u>	<u>AUG</u>	<u>SEP</u>	<u>OCT</u>	<u>NOV</u>	<u>DEC</u>	<u>JAN</u>	<u>FEB</u>	<u>MAR</u>	<u>APR</u>	<u>MAY</u>	<u>JUN</u>	<u>TOTAL</u>
C.1.5. Total Programs at community sites - Adult	FY 24/25	6	2	3	4	2	2	3	5	4	5	9	6	51
C.1.5.1.1+C.1.5.1.2	FY 25/26	4	4	5	6	6	4	0	0	0	0	0	0	29
% change		-33%	100%	67%	50%	200%	100%	-100%	-100%	-100%	-100%	-100%	-100%	-43%
		<u>JUL</u>	<u>AUG</u>	<u>SEP</u>	<u>OCT</u>	<u>NOV</u>	<u>DEC</u>	<u>JAN</u>	<u>FEB</u>	<u>MAR</u>	<u>APR</u>	<u>MAY</u>	<u>JUN</u>	<u>TOTAL</u>
C.1.5.1. Total Programs at community sites - Adult-attendance C.1.5.1.1.1+C.1.5.1.2.1	FY 24/25	83	59	215	175	60	30	85	250	98	98	175	217	1,545
C.1.5.1. Total Programs at community sites - Adult-attendance C.1.5.1.1.1+C.1.5.1.2.1	FY 25/26	85	64	119	101	95	79	0	0	0	0	0	0	543
% change		2%	8%	-45%	-42%	58%	163%	-100%	-100%	-100%	-100%	-100%	-100%	-65%

FY 25-26 Library Statistics - December 2025

	<u>JUL</u>	<u>AUG</u>	<u>SEP</u>	<u>OCT</u>	<u>NOV</u>	<u>DEC</u>	<u>JAN</u>	<u>FEB</u>	<u>MAR</u>	<u>APR</u>	<u>MAY</u>	<u>JUN</u>	<u>TOTAL</u>	
C.1.5.1.1 Programs at community sites - Adult: Library presented - <i>new FY 24/25</i>	FY 24/25	5	1	2	3	1	1	2	3	2	3	7	4	34
C.1.5.1.1 Programs at community sites - Adult: Library presented	FY 25/26	2	2	3	4	4	3							18
% change		-60%	100%	50%	33%	300%	200%	-100%	-100%	-100%	-100%	-100%	-100%	-47%
	<u>JUL</u>	<u>AUG</u>	<u>SEP</u>	<u>OCT</u>	<u>NOV</u>	<u>DEC</u>	<u>JAN</u>	<u>FEB</u>	<u>MAR</u>	<u>APR</u>	<u>MAY</u>	<u>JUN</u>	<u>TOTAL</u>	
C.1.5.1.1.1 Programs at community sites - Adult: Library presented - <i>attendance - new FY 24/25</i>	FY 24/25	63	35	190	155	40	10	65	210	58	58	135	177	1,196
C.1.5.1.1.1 Programs at community sites - Adult: Library presented - <i>attendance</i>	FY 25/26	55	34	89	71	65	59							373
% change		-13%	-3%	-53%	-54%	63%	490%	-100%	-100%	-100%	-100%	-100%	-100%	-69%
	<u>JUL</u>	<u>AUG</u>	<u>SEP</u>	<u>OCT</u>	<u>NOV</u>	<u>DEC</u>	<u>JAN</u>	<u>FEB</u>	<u>MAR</u>	<u>APR</u>	<u>MAY</u>	<u>JUN</u>	<u>TOTAL</u>	
C.1.5.1.2 Programs at community sites - Adult: Library facilitated - <i>new FY 24/25</i>	FY 24/25	1	1	1	1	1	1	1	2	2	2	2	2	17
C.1.5.1.2 Programs at community sites - Adult: Library facilitated	FY 25/26	2	2	2	2	2	1							11
% change		100%	100%	100%	100%	100%	0%	-100%	-100%	-100%	-100%	-100%	-100%	-35%
	<u>JUL</u>	<u>AUG</u>	<u>SEP</u>	<u>OCT</u>	<u>NOV</u>	<u>DEC</u>	<u>JAN</u>	<u>FEB</u>	<u>MAR</u>	<u>APR</u>	<u>MAY</u>	<u>JUN</u>	<u>TOTAL</u>	
C.1.5.1.2.1 Programs at community sites - Adult: Library facilitated - <i>attendance - new FY 24/25</i>	FY 24/25	20	24	25	20	20	20	20	40	40	40	40	40	349
C.1.5.1.2.1 Programs at community sites - Adult: Library facilitated - <i>attendance</i>	FY 25/26	30	30	30	30	30	20							170
% change		50%	25%	20%	50%	50%	0%	-100%	-100%	-100%	-100%	-100%	-100%	-51%
	<u>JUL</u>	<u>AUG</u>	<u>SEP</u>	<u>OCT</u>	<u>NOV</u>	<u>DEC</u>	<u>JAN</u>	<u>FEB</u>	<u>MAR</u>	<u>APR</u>	<u>MAY</u>	<u>JUN</u>	<u>TOTAL</u>	
D. TOTAL Virtual Programs	FY 24/25	4	3	3	3	4	2	3	3	3	3	3	3	37
D.1.1.+D.1.2.+D.1.3.+D.1.4.+D.1.5.	FY 25/26	5	4	4	4	3	1	0	0	0	0	0	0	21
% change		25%	33%	33%	33%	-25%	-50%	-100%	-100%	-100%	-100%	-100%	-100%	-43%
	<u>JUL</u>	<u>AUG</u>	<u>SEP</u>	<u>OCT</u>	<u>NOV</u>	<u>DEC</u>	<u>JAN</u>	<u>FEB</u>	<u>MAR</u>	<u>APR</u>	<u>MAY</u>	<u>JUN</u>	<u>TOTAL</u>	
D.1. TOTAL Virtual programs - <i>attendance</i>	FY 24/25	8	3	2	1	0	1	3	0	6	5	3	3	35
D.1.1.1.+D.1.2.1.+D.1.3.1.+D.1.4.1.+D.1.5.1.														

FY 25-26 Library Statistics - December 2025

D.1. TOTAL Virtual programs - attendance
D.1.1.1.+D.1.2.1+D.1.3.1.+D.1.4.1.+D.1.5.1.

% change

FY 25/26	0	7	5	3	1	0	0	0	0	0	0	0	0	16
	-100%	133%	150%	200%		-100%	-100%		-100%	-100%	-100%	-100%	-100%	-54%
	<u>JUL</u>	<u>AUG</u>	<u>SEP</u>	<u>OCT</u>	<u>NOV</u>	<u>DEC</u>	<u>JAN</u>	<u>FEB</u>	<u>MAR</u>	<u>APR</u>	<u>MAY</u>	<u>JUN</u>	<u>TOTAL</u>	

D.1.1 Virtual Programs - General

FY 24/25	0	3	3	3	4	2	3	3	3	3	3	3	2	32
----------	---	---	---	---	---	---	---	---	---	---	---	---	---	-----------

D.1.1 Virtual Programs - General

FY 25/26	5	4	4	4	3	1								21
-----------------	---	---	---	---	---	---	--	--	--	--	--	--	--	-----------

% change

		33%	33%	33%	-25%	-50%	-100%	-100%	-100%	-100%	-100%	-100%	-100%	-34%
	<u>JUL</u>	<u>AUG</u>	<u>SEP</u>	<u>OCT</u>	<u>NOV</u>	<u>DEC</u>	<u>JAN</u>	<u>FEB</u>	<u>MAR</u>	<u>APR</u>	<u>MAY</u>	<u>JUN</u>	<u>TOTAL</u>	

D.1.1.1. Virtual Programs - General - attendance

FY 24/25	0	3	2	1	0	1	3	0	6	5	3	1	25
----------	---	---	---	---	---	---	---	---	---	---	---	---	-----------

D.1.1.1. Virtual Programs - General - attendance

FY 25/26	0	7	5	3	1	0							16
-----------------	---	---	---	---	---	---	--	--	--	--	--	--	-----------

% change

		133%	150%	200%		-100%	-100%		-100%	-100%	-100%	-100%	-36%
	<u>JUL</u>	<u>AUG</u>	<u>SEP</u>	<u>OCT</u>	<u>NOV</u>	<u>DEC</u>	<u>JAN</u>	<u>FEB</u>	<u>MAR</u>	<u>APR</u>	<u>MAY</u>	<u>JUN</u>	<u>TOTAL</u>

D.1.2. Virtual Programs - ages 0-5

FY 24/25	1	0	0	0	0	0	0	0	0	0	0	0	1
----------	---	---	---	---	---	---	---	---	---	---	---	---	----------

D.1.2. Virtual Programs - ages 0-5

FY 25/26	0	0	0	0	0	0							0
-----------------	---	---	---	---	---	---	--	--	--	--	--	--	----------

% change

	-100%												-100%
	<u>JUL</u>	<u>AUG</u>	<u>SEP</u>	<u>OCT</u>	<u>NOV</u>	<u>DEC</u>	<u>JAN</u>	<u>FEB</u>	<u>MAR</u>	<u>APR</u>	<u>MAY</u>	<u>JUN</u>	<u>TOTAL</u>

D.1.2.1. Virtual Programs- ages 0-5 - attendance

FY 24/25	2	0	0	0	0	0	0	0	0	0	0	0	2
----------	---	---	---	---	---	---	---	---	---	---	---	---	----------

D.1.2.1. Virtual Programs- ages 0-5 - attendance

FY 25/26	0	0	0	0	0	0							0
-----------------	---	---	---	---	---	---	--	--	--	--	--	--	----------

% change

	-100%												-100%
	<u>JUL</u>	<u>AUG</u>	<u>SEP</u>	<u>OCT</u>	<u>NOV</u>	<u>DEC</u>	<u>JAN</u>	<u>FEB</u>	<u>MAR</u>	<u>APR</u>	<u>MAY</u>	<u>JUN</u>	<u>TOTAL</u>

D.1.3. Virtual Programs - ages 6-11

FY 24/25	2	0	0	0	0	0	0	0	0	0	0	1	3
----------	---	---	---	---	---	---	---	---	---	---	---	---	----------

D.1.3. Virtual Programs - ages 6-11

FY 25/26	0	0	0	0	0	0							0
-----------------	---	---	---	---	---	---	--	--	--	--	--	--	----------

% change

	-100%											-100%	-100%
--	-------	--	--	--	--	--	--	--	--	--	--	-------	-------

FY 25-26 Library Statistics - December 2025

		<u>JUL</u>	<u>AUG</u>	<u>SEP</u>	<u>OCT</u>	<u>NOV</u>	<u>DEC</u>	<u>JAN</u>	<u>FEB</u>	<u>MAR</u>	<u>APR</u>	<u>MAY</u>	<u>JUN</u>	<u>TOTAL</u>
D.1.3.1. Virtual Programs - ages 6-11 - <i>attendance</i>	FY 24/25	5	0	0	0	0	0	0	0	0	0	0	2	7
D.1.3.1. Virtual Programs - ages 6-11 - <i>attendance</i>	FY 25/26	0	0	0	0	0	0							0
% change		-100%											-100%	-100%
		<u>JUL</u>	<u>AUG</u>	<u>SEP</u>	<u>OCT</u>	<u>NOV</u>	<u>DEC</u>	<u>JAN</u>	<u>FEB</u>	<u>MAR</u>	<u>APR</u>	<u>MAY</u>	<u>JUN</u>	<u>TOTAL</u>
D.1.4. Virtual Programs - Teens	FY 24/25	1	0	0	0	0	0	0	0	0	0	0	0	1
D.1.4. Virtual Programs - Teens	FY 25/26	0	0	0	0	0	0							0
% change		-100%												-100%
		<u>JUL</u>	<u>AUG</u>	<u>SEP</u>	<u>OCT</u>	<u>NOV</u>	<u>DEC</u>	<u>JAN</u>	<u>FEB</u>	<u>MAR</u>	<u>APR</u>	<u>MAY</u>	<u>JUN</u>	<u>TOTAL</u>
D.1.4.1 Virtual Programs - Teens - <i>attendance</i>	FY 24/25	1	0	0	0	0	0	0	0	0	0	0	0	1
D.1.4.1 Virtual Programs - Teens - <i>attendance</i>	FY 25/26	0	0	0	0	0	0							0
% change		-100%												-100%
		<u>JUL</u>	<u>AUG</u>	<u>SEP</u>	<u>OCT</u>	<u>NOV</u>	<u>DEC</u>	<u>JAN</u>	<u>FEB</u>	<u>MAR</u>	<u>APR</u>	<u>MAY</u>	<u>JUN</u>	<u>TOTAL</u>
D.1.5. Virtual Programs - Adult	FY 24/25	0	0	0	0	0	0	0	0	0	0	0	0	0
D.1.5. Virtual Programs - Adult	FY 25/26	0	0	0	0	0	0							0
% change														
		<u>JUL</u>	<u>AUG</u>	<u>SEP</u>	<u>OCT</u>	<u>NOV</u>	<u>DEC</u>	<u>JAN</u>	<u>FEB</u>	<u>MAR</u>	<u>APR</u>	<u>MAY</u>	<u>JUN</u>	<u>TOTAL</u>
D.1.5.1. Virtual Programs - Adult- <i>attendance</i>	FY 24/25	0	0	0	0	0	0	0	0	0	0	0	0	0
D.1.5.1. Virtual Programs - Adult- <i>attendance</i>	FY 25/26	0	0	0	0	0	0							0
% change														
		<u>JUL</u>	<u>AUG</u>	<u>SEP</u>	<u>OCT</u>	<u>NOV</u>	<u>DEC</u>	<u>JAN</u>	<u>FEB</u>	<u>MAR</u>	<u>APR</u>	<u>MAY</u>	<u>JUN</u>	<u>TOTAL</u>
E. Programs - pre-recorded	FY 24/25	3	4	4	3	3	4	2	3	3	3	3	3	38
E. Programs - pre-recorded	FY 25/26	3	5	3	4	4	3							22

FY 25-26 Library Statistics - December 2025

		0%	25%	-25%	33%	33%	-25%	-100%	-100%	-100%	-100%	-100%	-100%	-42%
		<u>JUL</u>	<u>AUG</u>	<u>SEP</u>	<u>OCT</u>	<u>NOV</u>	<u>DEC</u>	<u>JAN</u>	<u>FEB</u>	<u>MAR</u>	<u>APR</u>	<u>MAY</u>	<u>JUN</u>	<u>TOTAL</u>
E.1. Programs-pre-recorded - attendance	FY 24/25	114	287	426	144	98	108	112	54	87	120	130	84	1,764
E.1. Programs-pre-recorded - attendance	FY 25/26	195	124	69	112	103	73							676
% change		71%	-57%	-84%	-22%	5%	-32%	-100%	-100%	-100%	-100%	-100%	-100%	-62%
		<u>JUL</u>	<u>AUG</u>	<u>SEP</u>	<u>OCT</u>	<u>NOV</u>	<u>DEC</u>	<u>JAN</u>	<u>FEB</u>	<u>MAR</u>	<u>APR</u>	<u>MAY</u>	<u>JUN</u>	<u>TOTAL</u>
F. Programs - self-directed	FY 24/25	10	9	10	8	7	9	12	12	8	13	8	14	120
F. Programs - self-directed	FY 25/26	11	9	10	8	8	8							54
% change		10%	0%	0%	0%	14%	-11%	-100%	-100%	-100%	-100%	-100%	-100%	-55%
		<u>JUL</u>	<u>AUG</u>	<u>SEP</u>	<u>OCT</u>	<u>NOV</u>	<u>DEC</u>	<u>JAN</u>	<u>FEB</u>	<u>MAR</u>	<u>APR</u>	<u>MAY</u>	<u>JUN</u>	<u>TOTAL</u>
F.1. Programs-self-directed - attendance	FY 24/25	1,477	800	900	800	600	700	1,200	1,200	600	1,100	600	1,625	11,602
F.1. Programs-self-directed - attendance	FY 25/26	1,075	800	1,071	600	600	600							4,746
% change		-27%	0%	19%	-25%	0%	-14%	-100%	-100%	-100%	-100%	-100%	-100%	-59%
		<u>JUL</u>	<u>AUG</u>	<u>SEP</u>	<u>OCT</u>	<u>NOV</u>	<u>DEC</u>	<u>JAN</u>	<u>FEB</u>	<u>MAR</u>	<u>APR</u>	<u>MAY</u>	<u>JUN</u>	<u>TOTAL</u>
G. Programs - one-on-one (HW Buddies)	FY 24/25	0	0	3	8	3	5	7	6	5	6	0	0	43
G. Programs - one-on-one (HW Buddies)	FY 25/26	0	0	8	8	5	6							27
% change				167%	0%	67%	20%	-100%	-100%	-100%	-100%			-37%
		<u>JUL</u>	<u>AUG</u>	<u>SEP</u>	<u>OCT</u>	<u>NOV</u>	<u>DEC</u>	<u>JAN</u>	<u>FEB</u>	<u>MAR</u>	<u>APR</u>	<u>MAY</u>	<u>JUN</u>	<u>TOTAL</u>
G.1. Programs - one-on-one - attendance	FY 24/25	0	0	13	36	5	11	27	18	12	29	0	0	151
G.1. Programs - one-on-one - attendance	FY 25/26	0	0	48	58	17	11							134
% change				269%	61%	240%	0%	-100%	-100%	-100%	-100%			-11%
		<u>JUL</u>	<u>AUG</u>	<u>SEP</u>	<u>OCT</u>	<u>NOV</u>	<u>DEC</u>	<u>JAN</u>	<u>FEB</u>	<u>MAR</u>	<u>APR</u>	<u>MAY</u>	<u>JUN</u>	<u>TOTAL</u>

FY 25-26 Library Statistics - December 2025

H. Community meetings for services and/or information (formerly Outreach meetings)
H. Community meetings for services and/or information (formerly Outreach meetings)

FY 24/25	2	5	4	3	3	2	3	10	7	4	5	4	52
FY 25/26	3	4	5	5	4	3							24
% change	50%	-20%	25%	67%	33%	50%	-100%	-100%	-100%	-100%	-100%	-100%	-54%

JUL AUG SEP OCT NOV DEC JAN FEB MAR APR MAY JUN TOTAL

H.1. Community meetings for services and/or information (formerly Outreach meetings) -attendance
H.1. Community meetings for services and/or information (formerly Outreach meetings) - attendance

FY 24/25	43	126	100	75	75	45	60	106	87	75	97	65	954
FY 25/26	45	60	75	80	60	45							365
% change	5%	-52%	-25%	7%	-20%	0%	-100%	-100%	-100%	-100%	-100%	-100%	-62%

JUL AUG SEP OCT NOV DEC JAN FEB MAR APR MAY JUN TOTAL

J. Number of Literacy Students Active/Current for the month
J. Number of Literacy Students Active/Current for the month

FY 24/25	4	5	5	5	5	4	4	4	4	4	4	4	
FY 25/26	4	4	4	4	5	4							
% change	0%	-20%	-20%	-20%	0%	0%	-100%	-100%	-100%	-100%	-100%	-100%	

JUL AUG SEP OCT NOV DEC JAN FEB MAR APR MAY JUN TOTAL

J.1. Hours Tutored

FY 24/25	20	22	26	21	20	18	9	11	15	18	16	19	215
FY 25/26	15	15	13	13	15	17							88

J.1. Hours Tutored

% change

	-25%	-32%	-50%	-38%	-25%	-6%	-100%	-100%	-100%	-100%	-100%	-100%	-59%
--	------	------	------	------	------	-----	-------	-------	-------	-------	-------	-------	------

JUL AUG SEP OCT NOV DEC JAN FEB MAR APR MAY JUN TOTAL

J.2. Number of Students Served - Year to Date

FY 24/25	4	5	5	5	5	5	5	5	5	5	5	5	59
FY 25/26	4	4	5	5	5	5							28

J.2. Number of Students Served - Year to Date

% change

	0%	-20%	0%	0%	0%	0%	-100%	-100%	-100%	-100%	-100%	-100%	-53%
--	----	------	----	----	----	----	-------	-------	-------	-------	-------	-------	------

JUL AUG SEP OCT NOV DEC JAN FEB MAR APR MAY JUN TOTAL

K. Total Number of Library Volunteers - Adult/Young Adult/Youth K.2 + K.3
K. Total Number of Library Volunteers - Adult/Young Adult/Youth K.2 + K.3

FY 24/25	82	30	52	34	40	30	45	59	49	48	117	129	
FY 25/26	121	26	31	54	46	39	0	0	0	0	0	0	

% change

	48%	-13%	-40%	59%	15%	30%	-100%	-100%	-100%	-100%	-100%	-100%	
--	-----	------	------	-----	-----	-----	-------	-------	-------	-------	-------	-------	--

FY 25-26 Library Statistics - December 2025

	<u>JUL</u>	<u>AUG</u>	<u>SEP</u>	<u>OCT</u>	<u>NOV</u>	<u>DEC</u>	<u>JAN</u>	<u>FEB</u>	<u>MAR</u>	<u>APR</u>	<u>MAY</u>	<u>JUN</u>	<u>TOTAL</u>	
K.1. Total Number of Library Volunteers - <i>Hours</i> K.2.1. + K. 3.1.	FY 24/25	677	128	322	144	136	102	176	191	197	186	280	832	3,369
K.1. Total Number of Library Volunteers - <i>Hours</i> K.2.1. + K. 3.1.	FY 25/26	771	143	143	189	151	190	0	0	0	0	0	0	1,586
% change		14%	12%	-56%	32%	11%	86%	-100%	-100%	-100%	-100%	-100%	-100%	-53%
	<u>JUL</u>	<u>AUG</u>	<u>SEP</u>	<u>OCT</u>	<u>NOV</u>	<u>DEC</u>	<u>JAN</u>	<u>FEB</u>	<u>MAR</u>	<u>APR</u>	<u>MAY</u>	<u>JUN</u>	<u>TOTAL</u>	
K.2. Adult Library Volunteers	FY 24/25	20	14	31	15	14	10	18	20	20	20	20	21	
K.2. Adult Library Volunteers	FY 25/26	21	13	17	18	15	13							
% change		5%	-7%	-45%	20%	7%	30%	-100%	-100%	-100%	-100%	-100%	-100%	
	<u>JUL</u>	<u>AUG</u>	<u>SEP</u>	<u>OCT</u>	<u>NOV</u>	<u>DEC</u>	<u>JAN</u>	<u>FEB</u>	<u>MAR</u>	<u>APR</u>	<u>MAY</u>	<u>JUN</u>	<u>TOTAL</u>	
K.2.1. Adult Library Volunteer - <i>Hours</i>	FY 24/25	133	89	251	68	75	38	78	85	104	96	100	111	1,226
K.2.1. Adult Library Volunteer - <i>Hours</i>	FY 25/26	84	88	95	64	54	88							473
% change		-37%	-1%	-62%	-5%	-28%	132%	-100%	-100%	-100%	-100%	-100%	-100%	-61%
	<u>JUL</u>	<u>AUG</u>	<u>SEP</u>	<u>OCT</u>	<u>NOV</u>	<u>DEC</u>	<u>JAN</u>	<u>FEB</u>	<u>MAR</u>	<u>APR</u>	<u>MAY</u>	<u>JUN</u>	<u>TOTAL</u>	
K.3. Young Adult Library Volunteers 12-17 years old	FY 24/25	62	16	21	19	26	20	27	39	29	28	97	108	
K.3. Young Adult Library Volunteers 12-17 years old	FY 25/26	100	13	14	36	31	26							
% change		61%	-19%	-33%	89%	19%	30%	-100%	-100%	-100%	-100%	-100%	-100%	
	<u>JUL</u>	<u>AUG</u>	<u>SEP</u>	<u>OCT</u>	<u>NOV</u>	<u>DEC</u>	<u>JAN</u>	<u>FEB</u>	<u>MAR</u>	<u>APR</u>	<u>MAY</u>	<u>JUN</u>	<u>TOTAL</u>	
K.3.1. Young Adult Library Volunteers - 12-17 years old - <i>Hours</i>	FY 24/25	544	39	71	76	61	64	98	106	93	90	180	721	2,143
K.3.1. Young Adult Library Volunteers - 12-17 years old - <i>Hours</i>	FY 25/26	687	55	48	125	97	102							1,114
% change		26%	41%	-32%	64%	58%	59%	-100%	-100%	-100%	-100%	-100%	-100%	-48%
	<u>JUL</u>	<u>AUG</u>	<u>SEP</u>	<u>OCT</u>	<u>NOV</u>	<u>DEC</u>	<u>JAN</u>	<u>FEB</u>	<u>MAR</u>	<u>APR</u>	<u>MAY</u>	<u>JUN</u>	<u>TOTAL</u>	
L. Total Opportunity Views via VolunteerMatch L.1. + L.2.	FY 24/25	96	83	105	76	169	220	332	329	457	414	826	543	3,650

FY 25-26 Library Statistics - December 2025

L. Total Opportunity Views via VolunteerMatch

L.1. + L.2. - for FY 23/24 Library only

FY 25/26	391	503	49	50	35	35	0	0	0	0	0	0	0	1,063
-----------------	-----	-----	----	----	----	----	---	---	---	---	---	---	---	--------------

% change

	307%	506%	-53%	-34%	-79%	-84%	-100%	-100%	-100%	-100%	-100%	-100%	-100%	-71%
--	------	------	------	------	------	------	-------	-------	-------	-------	-------	-------	-------	------

JUL AUG SEP OCT NOV DEC JAN FEB MAR APR MAY JUN TOTAL

L.1. Total Opportunity Views via VolunteerMatch - Community - *new Jan 2025*

FY 24/25							56	58	160	151	279	204	908
----------	--	--	--	--	--	--	----	----	-----	-----	-----	-----	------------

L.1. Total Opportunity Views via VolunteerMatch - Community

FY 25/26	128	217	49	50	35	35							514
-----------------	-----	-----	----	----	----	----	--	--	--	--	--	--	------------

% change

							-100%	-100%	-100%	-100%	-100%	-100%	-43%
--	--	--	--	--	--	--	-------	-------	-------	-------	-------	-------	------

JUL AUG SEP OCT NOV DEC JAN FEB MAR APR MAY JUN TOTAL

L.2. Total Opportunity Views via VolunteerMatch - Library - *moved from VI.B.*

FY 24/25	96	83	105	76	169	220	276	271	297	263	547	339	2,742
----------	----	----	-----	----	-----	-----	-----	-----	-----	-----	-----	-----	--------------

L.2. Total Opportunity Views via VolunteerMatch - Library - *moved from VI.B.*

FY 25/26	263	286	n/a	n/a	n/a	n/a							549
-----------------	-----	-----	-----	-----	-----	-----	--	--	--	--	--	--	------------

% change

	174%	245%											-80%
--	------	------	--	--	--	--	--	--	--	--	--	--	------

JUL AUG SEP OCT NOV DEC JAN FEB MAR APR MAY JUN TOTAL

L.3. Total Connections via VolunteerMatch - *new FY 25/26*

FY 25/26	9	10	n/a	n/a	n/a	n/a							19
-----------------	---	----	-----	-----	-----	-----	--	--	--	--	--	--	----

V. Electronic Resources

JUL AUG SEP OCT NOV DEC JAN FEB MAR APR MAY JUN TOTAL

A. Total Electronic Subscription Resources - Searches

FY 24/25	2,471	3,155	3,164	3,019	4,971	4,109	3,228	3,227	3,361	3,400	2,719	2,613	39,437
----------	-------	-------	-------	-------	-------	-------	-------	-------	-------	-------	-------	-------	---------------

A. Total Electronic Subscription Resources - Searches

FY 25/26	3,069	3,748	3,698	4,329	5,854	4,021							24,719
-----------------	-------	-------	-------	-------	-------	-------	--	--	--	--	--	--	---------------

% change

	24%	19%	17%	43%	18%	-2%	-100%	-100%	-100%	-100%	-100%	-100%	-37%
--	-----	-----	-----	-----	-----	-----	-------	-------	-------	-------	-------	-------	------

JUL AUG SEP OCT NOV DEC JAN FEB MAR APR MAY JUN TOTAL

B. Total Library Web Page Views (Virtual Branch)

FY 24/25	6,855	7,416	7,009	7,085	5,159	n/a	n/a	n/a	4,567	3,795	3,735	5,706	51,327
----------	-------	-------	-------	-------	-------	-----	-----	-----	-------	-------	-------	-------	---------------

B. Total Library Web Page Views (Virtual Branch)

FY 25/26	3,867	3,756	3,877	3,390	2,834	2,915							20,639
-----------------	-------	-------	-------	-------	-------	-------	--	--	--	--	--	--	---------------

% change

	-44%	-49%	-45%	-52%	-45%	n/a	n/a	n/a	-100%	-100%	-100%	-100%	-60%
--	------	------	------	------	------	-----	-----	-----	-------	-------	-------	-------	------

JUL AUG SEP OCT NOV DEC JAN FEB MAR APR MAY JUN TOTAL

FY 25-26 Library Statistics - December 2025

C. Total Library App Users	FY 24/25	282	261	242	259	212	239	274	248	268	289	295	316	3,185
C. Total Library App Users	FY 25/26	306	418	362	330	321	310							2,047
% change		9%	60%	50%	27%	51%	30%	-100%	-100%	-100%	-100%	-100%	-100%	-36%
		<u>JUL</u>	<u>AUG</u>	<u>SEP</u>	<u>OCT</u>	<u>NOV</u>	<u>DEC</u>	<u>JAN</u>	<u>FEB</u>	<u>MAR</u>	<u>APR</u>	<u>MAY</u>	<u>JUN</u>	<u>TOTAL</u>
D. Total Library App Page Views	FY 24/25	11,847	11,465	9,252	10,834	8,070	10,195	11,956	10,622	12,172	12,910	12,243	12,991	134,557
D. Total Library App Page Views	FY 25/26	12,903	5,331	2,766	2,505	2,929	2,408							28,842
% change		9%	-54%	-70%	-77%	-64%	-76%	-100%	-100%	-100%	-100%	-100%	-100%	-79%
		<u>JUL</u>	<u>AUG</u>	<u>SEP</u>	<u>OCT</u>	<u>NOV</u>	<u>DEC</u>	<u>JAN</u>	<u>FEB</u>	<u>MAR</u>	<u>APR</u>	<u>MAY</u>	<u>JUN</u>	<u>TOTAL</u>
E. Polaris users - new FY 24/25	FY 24/25	1,514	1,566	1,429	1,500	1,327	1,379	1,841	1,741	2,009	3,110	2,147	2,042	21,605
E. Polaris users	FY 25/26	2,071	1,986	1,999	1,988	2,046	1,649							11,739
% change		37%	27%	40%	33%	54%	20%	-100%	-100%	-100%	-100%	-100%	-100%	-46%
		<u>JUL</u>	<u>AUG</u>	<u>SEP</u>	<u>OCT</u>	<u>NOV</u>	<u>DEC</u>	<u>JAN</u>	<u>FEB</u>	<u>MAR</u>	<u>APR</u>	<u>MAY</u>	<u>JUN</u>	<u>TOTAL</u>
F. Total Library Catalog page views - new FY 24/25	FY 24/25	29,393	27,476	25,345	27,889	23,423	22,556	29,124	27,315	31,509	28,812	25,595	32,905	331,342
F. Total Library Catalog page views	FY 25/26	30,433	33,112	36,600	34,261	28,016	28,270							190,692
% change		4%	21%	44%	23%	20%	25%	-100%	-100%	-100%	-100%	-100%	-100%	-42%
		<u>JUL</u>	<u>AUG</u>	<u>SEP</u>	<u>OCT</u>	<u>NOV</u>	<u>DEC</u>	<u>JAN</u>	<u>FEB</u>	<u>MAR</u>	<u>APR</u>	<u>MAY</u>	<u>JUN</u>	<u>TOTAL</u>
G. Reading recommendations views via NoveList - new FY 24/25	FY 24/25	1,732	1,698	1,718	1,799	1,380	1,503	1,865	1,869	2,276	1,828	1,701	2,196	21,565
G. Reading recommendations views via NoveList	FY 25/26	2,391	2,196	2,796	2,489	1,739	2,015							13,626
% change		38%	29%	63%	38%	26%	34%	-100%	-100%	-100%	-100%	-100%	-100%	-37%
		<u>JUL</u>	<u>AUG</u>	<u>SEP</u>	<u>OCT</u>	<u>NOV</u>	<u>DEC</u>	<u>JAN</u>	<u>FEB</u>	<u>MAR</u>	<u>APR</u>	<u>MAY</u>	<u>JUN</u>	<u>TOTAL</u>
H. Reading recommendations views via Syndetics - new FY 24/25	FY 24/25	5,954	6,314	5,130	6,692	5,236	5,657	7,607	10,183	7,404	6,802	6,610	7,552	81,141
H. Reading recommendations views via Syndetics	FY 25/26	8,211	8,140	8,583	7,611	6,212	6,689							45,446
% change		38%	29%	67%	14%	19%	18%	-100%	-100%	-100%	-100%	-100%	-100%	-44%

FY 25-26 Library Statistics - December 2025

VI. Public Relations

A. Total Public Relations - Cable TV shows, Publications produced, social media posts A.1.+ A.2.+A.3

A. Total Public Relations - Cable TV shows, Publications produced, social media posts A.1.+ A.2.+A.3

% change

	<u>JUL</u>	<u>AUG</u>	<u>SEP</u>	<u>OCT</u>	<u>NOV</u>	<u>DEC</u>	<u>JAN</u>	<u>FEB</u>	<u>MAR</u>	<u>APR</u>	<u>MAY</u>	<u>JUN</u>	<u>TOTAL</u>
FY 24/25	44	19	29	43	31	13	26	14	22	14	20	32	307
FY 25/26	19	6	16	9	10	15	0	0	0	0	0	0	75
% change	-57%	-68%	-45%	-79%	-68%	15%	-100%	-100%	-100%	-100%	-100%	-100%	-76%

A.1. Cable TV Shows - Number Produced

A.1. Cable TV Shows - Number Produced

% change

	<u>JUL</u>	<u>AUG</u>	<u>SEP</u>	<u>OCT</u>	<u>NOV</u>	<u>DEC</u>	<u>JAN</u>	<u>FEB</u>	<u>MAR</u>	<u>APR</u>	<u>MAY</u>	<u>JUN</u>	<u>TOTAL</u>
FY 24/25	0	0	2	1	0	0	1	1	1	1	1	1	9
FY 25/26	0	0	2	1	0	0	0	0	0	0	0	0	3
% change			0%	0%			-100%	-100%	-100%	-100%	-100%	-100%	-67%

A.1.1. Cable TV Shows - Airings (all library related airings, i.e. youth volunteer rec, BoB, storytime, BLT)

A.1.1. Cable TV Shows - Airings (all library related airings, i.e. youth volunteer rec, BoB, storytime, BLT)

% change

	<u>JUL</u>	<u>AUG</u>	<u>SEP</u>	<u>OCT</u>	<u>NOV</u>	<u>DEC</u>	<u>JAN</u>	<u>FEB</u>	<u>MAR</u>	<u>APR</u>	<u>MAY</u>	<u>JUN</u>	<u>TOTAL</u>
FY 24/25	2	1	2	1	0	0	1	1	1	1	1	1	12
FY 25/26	0	0	2	1	0	0	0	0	0	0	0	0	3
% change	-100%	-100%	0%	0%			-100%	-100%	-100%	-100%	-100%	-100%	-75%

A.2. Publications Produced - Titles (includes flyers, bookmarks, signs, newsletter, emails)

A.2. Publications Produced - Titles (includes flyers, bookmarks, signs, newsletter, emails)

% change

	<u>JUL</u>	<u>AUG</u>	<u>SEP</u>	<u>OCT</u>	<u>NOV</u>	<u>DEC</u>	<u>JAN</u>	<u>FEB</u>	<u>MAR</u>	<u>APR</u>	<u>MAY</u>	<u>JUN</u>	<u>TOTAL</u>
FY 24/25	43	17	25	38	30	11	25	11	19	10	17	29	275
FY 25/26	15	4	12	8	10	11	0	0	0	0	0	0	60
% change	-65%	-76%	-52%	-79%	-67%	0%	-100%	-100%	-100%	-100%	-100%	-100%	-78%

A.2.1. Publications Produced - Number Printed

A.2.1. Publications Produced - Number Printed

% change

	<u>JUL</u>	<u>AUG</u>	<u>SEP</u>	<u>OCT</u>	<u>NOV</u>	<u>DEC</u>	<u>JAN</u>	<u>FEB</u>	<u>MAR</u>	<u>APR</u>	<u>MAY</u>	<u>JUN</u>	<u>TOTAL</u>
FY 24/25	1,082	664	311	856	469	157	490	627	497	530	4,913	594	11,190
FY 25/26	372	896	471	404	287	314	0	0	0	0	0	0	2,744
% change	-66%	35%	51%	-53%	-39%	100%	-100%	-100%	-100%	-100%	-100%	-100%	-75%

FY 25-26 Library Statistics - December 2025

	<u>JUL</u>	<u>AUG</u>	<u>SEP</u>	<u>OCT</u>	<u>NOV</u>	<u>DEC</u>	<u>JAN</u>	<u>FEB</u>	<u>MAR</u>	<u>APR</u>	<u>MAY</u>	<u>JUN</u>	<u>TOTAL</u>	
A.2.1.1 Publications Produced-number SENT/opt-in PR email (Constant Contact/govdelivery)	FY 24/25	9,704	4,835	9,604	18,418	4,761	4,745	4,729	4,715	4,915	31,939	6,227	12,502	117,094
A.2.1.1 Publications Produced-number SENT/opt-in PR email (Constant Contact/govdelivery)	FY 25/26	5,490	11,287	0	5,713	5,655	5,647							33,792
% change		-43%	133%	-100%	-69%	19%	19%	-100%	-100%	-100%	-100%	-100%	-100%	-71%
	<u>JUL</u>	<u>AUG</u>	<u>SEP</u>	<u>OCT</u>	<u>NOV</u>	<u>DEC</u>	<u>JAN</u>	<u>FEB</u>	<u>MAR</u>	<u>APR</u>	<u>MAY</u>	<u>JUN</u>	<u>TOTAL</u>	
A.2.1.2 Publications Produced-number OPENED/opt-in PR email (Constant Contact/govdelivery)	FY 24/25	2,949	1,678	3,818	8,346	1,693	1,958	1,802	1,733	1,692	10,154	5,322	10,199	51,344
A.2.1.2 Publications Produced-number OPENED/opt-in PR email (Constant Contact/govdelivery)	FY 25/26	2,866	5,714	0	3,885	4,180	4,077							20,722
% change		-3%	241%	-100%	-53%	147%	108%	-100%	-100%	-100%	-100%	-100%	-100%	-60%
	<u>JUL</u>	<u>AUG</u>	<u>SEP</u>	<u>OCT</u>	<u>NOV</u>	<u>DEC</u>	<u>JAN</u>	<u>FEB</u>	<u>MAR</u>	<u>APR</u>	<u>MAY</u>	<u>JUN</u>	<u>TOTAL</u>	
A.3 Number of Social Media posts (Facebook, Twitter, Instagram)	FY 24/25	1	2	2	4	1	2	0	2	2	3	2	2	23
A.3 Number of Social Media posts (Facebook, Twitter, Instagram)	FY 25/26	4	2	2	0	0	4							12
% change		300%	0%	0%	-100%	-100%	100%		-100%	-100%	-100%	-100%	-100%	-48%
	<u>JUL</u>	<u>AUG</u>	<u>SEP</u>	<u>OCT</u>	<u>NOV</u>	<u>DEC</u>	<u>JAN</u>	<u>FEB</u>	<u>MAR</u>	<u>APR</u>	<u>MAY</u>	<u>JUN</u>	<u>TOTAL</u>	
A.3.1. Number of People reached via Social Media	FY 24/25	374	136	136	625	14,000	179	0	7,627	95	509	17,400	41	41,122
A.3.1. Number of People reached via Social Media	FY 25/26	278	79	58	0	0	19,209							19,624
% change		-26%	-42%	-57%	-100%	-100%	10631%		-100%	-100%	-100%	-100%	-100%	-52%

FOOTNOTES

July 1, 2023: Library went overdue fine free
 July 1, 2023: Platform Universal Analytics sunset

YEAR-TO-DATE BUDGET REPORT

FOR 2026 06

ACCOUNTS FOR:	ORIGINAL	TRANFRS/	REVISED			AVAILABLE	PCT
101 GENERAL FUND	APPROP	ADJSTMTS	BUDGET	YTD EXPENDED	ENCUMBRANCES	BUDGET	USED

10180700 GF LIB LIB ADMIN

10180700 41110 REGULAR TIME	326,896.93	.00	326,896.93	105,866.29	.00	221,030.64	32.4%
10180700 41111 INCENTIVE PAY	19,128.47	.00	19,128.47	1,772.64	.00	17,355.83	9.3%
10180700 41210 PART TIME	22,815.00	.00	22,815.00	.00	.00	22,815.00	.0%
10180700 41420 VEHICLE ALLOWANC	3,348.00	.00	3,348.00	199.48	.00	3,148.52	6.0%
10180700 42101 MISC PERS	46,145.24	.00	46,145.24	12,465.97	.00	33,679.27	27.0%
10180700 42102 MISC UAL	2,151.60	.00	2,151.60	39.80	.00	2,111.80	1.8%
10180700 42105 PT RETIREMENT	855.56	.00	855.56	.00	.00	855.56	.0%
10180700 42200 FLEX BENEFIT	55,080.00	.00	55,080.00	17,126.85	.00	37,953.15	31.1%
10180700 42300 EMPLOYER PAID BE	19,551.78	.00	19,551.78	2,765.64	.00	16,786.14	14.1%
10180700 42400 WORKERS COMP	3,042.49	.00	3,042.49	859.03	.00	2,183.46	28.2%
10180700 51110 OFFICE SUPPLIES	7,300.00	-2,000.00	5,300.00	3,396.54	.00	1,903.46	64.1%
10180700 51400 BUILDING MATERIA	17,870.00	.00	17,870.00	5,455.26	.00	12,414.74	30.5%
10180700 51780 SERVICE/EMPLOYEE	4,440.00	2,000.00	6,440.00	3,643.93	.00	2,796.07	56.6%
10180700 55320 PRINTING	2,145.00	2,000.00	4,145.00	65.35	.00	4,079.65	1.6%
10180700 55340 POSTAGE	2,300.00	.00	2,300.00	5.22	.00	2,294.78	.2%
10180700 55400 DUES & MEMBERSHI	14,865.00	.00	14,865.00	6,308.00	.00	8,557.00	42.4%
10180700 55450 BANK SERVICE CHA	2,145.00	.00	2,145.00	25.14	.00	2,119.86	1.2%
10180700 55600 TRAINING & EDUCA	32,000.00	.00	32,000.00	5,670.41	.00	26,329.59	17.7%
10180700 57100 ELECTRIC	98,015.00	.00	98,015.00	56,998.92	.00	41,016.08	58.2%
10180700 57150 GAS	11,740.00	.00	11,740.00	3,014.88	.00	8,725.12	25.7%
10180700 59100 CONTRACT SERVICE	210,605.00	-100,000.00	110,605.00	42,767.65	-12,235.00	80,072.35	27.6%
10180700 59200 UNIFORM & LINEN	2,145.00	.00	2,145.00	.00	.00	2,145.00	.0%
10180700 59801 INFO TECH CHARGE	43,364.00	.00	43,364.00	21,682.02	.00	21,681.98	50.0%
10180700 59803 LIABILITY INS CH	81,540.00	.00	81,540.00	40,770.00	.00	40,770.00	50.0%
TOTAL GF LIB LIB ADMIN	1,029,489.07	-98,000.00	931,489.07	330,899.02	-12,235.00	612,825.05	34.2%

10180710 GF LIB CIRC/TECH SV

10180710 41110 REGULAR TIME	266,156.38	.00	266,156.38	124,374.89	.00	141,781.49	46.7%
10180710 41111 INCENTIVE PAY	999.96	.00	999.96	1,192.57	.00	-192.61	119.3%
10180710 41210 PART TIME	174,381.63	.00	174,381.63	90,085.67	.00	84,295.96	51.7%
10180710 42101 MISC PERS	25,005.65	.00	25,005.65	13,218.70	.00	11,786.95	52.9%
10180710 42102 MISC UAL	1,391.48	.00	1,391.48	45.57	.00	1,345.91	3.3%
10180710 42105 PT RETIREMENT	6,539.31	.00	6,539.31	3,539.56	.00	2,999.75	54.1%
10180710 42200 FLEX BENEFIT	57,888.00	.00	57,888.00	13,587.07	.00	44,300.93	23.5%
10180710 42300 EMPLOYER PAID BE	8,943.37	.00	8,943.37	5,542.42	.00	3,400.95	62.0%
10180710 42400 WORKERS COMP	3,832.68	.00	3,832.68	1,781.69	.00	2,050.99	46.5%

YEAR-TO-DATE BUDGET REPORT

FOR 2026 06									
ACCOUNTS FOR: 101 GENERAL FUND	ORIGINAL APPROP	TRANFRS/ ADJSTMTS	REVISED BUDGET	YTD EXPENDED	ENCUMBRANCES	AVAILABLE BUDGET	PCT USED		
10180710 51200 DIVISION SUPPLIE	23,890.00	.00	23,890.00	23,644.08	.00	245.92	99.0%		
TOTAL GF LIB CIRC/TECH SV	569,028.46	.00	569,028.46	277,012.22	.00	292,016.24	48.7%		
10180720 GF LIB YTH SRVC									
10180720 41110 REGULAR TIME	142,541.98	.00	142,541.98	63,581.72	.00	78,960.26	44.6%		
10180720 41111 INCENTIVE PAY	.00	.00	.00	475.42	.00	-475.42	100.0%		
10180720 41210 PART TIME	85,671.78	.00	85,671.78	46,836.52	.00	38,835.26	54.7%		
10180720 42101 MISC PERS	26,072.43	.00	26,072.43	9,911.02	.00	16,161.41	38.0%		
10180720 42102 MISC UAL	1,296.13	.00	1,296.13	33.78	.00	1,262.35	2.6%		
10180720 42105 PT RETIREMENT	3,212.69	.00	3,212.69	872.39	.00	2,340.30	27.2%		
10180720 42200 FLEX BENEFIT	26,688.00	.00	26,688.00	10,801.62	.00	15,886.38	40.5%		
10180720 42300 EMPLOYER PAID BE	4,494.89	.00	4,494.89	2,082.20	.00	2,412.69	46.3%		
10180720 42400 WORKERS COMP	1,985.46	.00	1,985.46	922.86	.00	1,062.60	46.5%		
10180720 51200 DIVISION SUPPLIE	1,615.00	.00	1,615.00	57.80	.00	1,557.20	3.6%		
10180720 51300 CONTENT FOR THE	39,075.00	17,600.00	56,675.00	15,867.57	14,867.91	25,939.52	54.2%		
TOTAL GF LIB YTH SRVC	332,653.36	17,600.00	350,253.36	151,442.90	14,867.91	183,942.55	47.5%		
10180730 GF LIB ADLT SRVC									
10180730 41110 REGULAR TIME	353,121.18	.00	353,121.18	161,305.46	.00	191,815.72	45.7%		
10180730 41111 INCENTIVE PAY	2,000.04	.00	2,000.04	1,431.54	.00	568.50	71.6%		
10180730 41210 PART TIME	110,673.16	.00	110,673.16	41,159.24	.00	69,513.92	37.2%		
10180730 42101 MISC PERS	48,191.76	.00	48,191.76	17,045.31	.00	31,146.45	35.4%		
10180730 42102 MISC UAL	2,367.93	.00	2,367.93	58.34	.00	2,309.59	2.5%		
10180730 42105 PT RETIREMENT	4,150.24	.00	4,150.24	1,638.81	.00	2,511.43	39.5%		
10180730 42200 FLEX BENEFIT	57,888.00	.00	57,888.00	16,393.75	.00	41,494.25	28.3%		
10180730 42300 EMPLOYER PAID BE	9,295.09	.00	9,295.09	5,675.42	.00	3,619.67	61.1%		
10180730 42400 WORKERS COMP	4,035.01	.00	4,035.01	1,685.61	.00	2,349.40	41.8%		
10180730 51200 DIVISION SUPPLIE	815.00	.00	815.00	282.03	.00	532.97	34.6%		
10180730 51300 CONTENT FOR THE	89,870.00	80,400.00	170,270.00	93,124.84	21,271.22	55,873.94	67.2%		
TOTAL GF LIB ADLT SRVC	682,407.41	80,400.00	762,807.41	339,800.35	21,271.22	401,735.84	47.3%		
10180740 GF LIB DEVEL OFF									
10180740 41110 REGULAR TIME	19,144.72	.00	19,144.72	4,780.88	.00	14,363.84	25.0%		

YEAR-TO-DATE BUDGET REPORT

FOR 2026 06									
ACCOUNTS FOR:	GENERAL FUND	ORIGINAL APPROP	TRANFRS/ ADJSTMTS	REVISED BUDGET	YTD EXPENDED	ENCUMBRANCES	AVAILABLE BUDGET	PCT USED	
10180740	41111	INCENTIVE PAY	1,252.68	.00	1,252.68	58.40	.00	1,194.28	4.7%
10180740	41410	HOLIDAY PAY	.00	.00	.00	50.44	.00	-50.44	100.0%
10180740	41420	VEHICLE ALLOWANC	252.00	.00	252.00	15.01	.00	236.99	6.0%
10180740	42101	MISC PERS	2,722.66	.00	2,722.66	596.92	.00	2,125.74	21.9%
10180740	42102	MISC UAL	124.84	.00	124.84	1.87	.00	122.97	1.5%
10180740	42200	FLEX BENEFIT	2,856.00	.00	2,856.00	667.17	.00	2,188.83	23.4%
10180740	42300	EMPLOYER PAID BE	1,305.74	.00	1,305.74	126.21	.00	1,179.53	9.7%
10180740	42400	WORKERS COMP	166.56	.00	166.56	37.76	.00	128.80	22.7%
10180740	51110	OFFICE SUPPLIES	920.00	.00	920.00	.00	.00	920.00	.0%
10180740	51400	BUILDING MATERIA	1,840.00	.00	1,840.00	.00	.00	1,840.00	.0%
10180740	55320	PRINTING	305.00	.00	305.00	.00	.00	305.00	.0%
10180740	57100	ELECTRIC	18,010.00	.00	18,010.00	3,721.11	.00	14,288.89	20.7%
10180740	57150	GAS	715.00	.00	715.00	192.44	.00	522.56	26.9%
10180740	59801	INFO TECH CHARGE	3,299.00	.00	3,299.00	1,649.52	.00	1,649.48	50.0%
10180740	59803	LIABILITY INS CH	833.00	.00	833.00	416.52	.00	416.48	50.0%
TOTAL GF LIB DEVEL OFF			53,747.20	.00	53,747.20	12,314.25	.00	41,432.95	22.9%
TOTAL GENERAL FUND			2,667,325.50	.00	2,667,325.50	1,111,468.74	23,904.13	1,531,952.63	42.6%
TOTAL EXPENSES			2,667,325.50	.00	2,667,325.50	1,111,468.74	23,904.13	1,531,952.63	

YEAR-TO-DATE BUDGET REPORT

FOR 2026 06								
ACCOUNTS FOR:	ORIGINAL	TRANFRS/	REVISED				AVAILABLE	PCT
216 LIBRARY FOUNDATION	APPROP	ADJSTMTS	BUDGET	YTD EXPENDED	ENCUMBRANCES	BUDGET	USED	
21680700 LB LIB LIB ADMIN								
21680700 51200 DIVISION SUPPLIE	6,125.00	.00	6,125.00	701.99	.00	5,423.01	11.5%	
TOTAL LB LIB LIB ADMIN	6,125.00	.00	6,125.00	701.99	.00	5,423.01	11.5%	
21680720 LB LIB YTH SRVC								
21680720 51200 DIVISION SUPPLIE	40,740.00	.00	40,740.00	6,024.13	-406.26	35,122.13	13.8%	
21680720 55320 PRINTING	3,065.00	.00	3,065.00	.00	.00	3,065.00	.0%	
21680720 58100 RECREATION ACTV	1,940.00	.00	1,940.00	.00	.00	1,940.00	.0%	
21680720 59100 CONTRACT SERVICE	1,020.00	.00	1,020.00	.00	.00	1,020.00	.0%	
21680720 59200 UNIFORM & LINEN	2,810.00	.00	2,810.00	367.60	.00	2,442.40	13.1%	
TOTAL LB LIB YTH SRVC	49,575.00	.00	49,575.00	6,391.73	-406.26	43,589.53	12.1%	
21680730 LB LIB ADLT SRVC								
21680730 51200 DIVISION SUPPLIE	6,840.00	.00	6,840.00	1,663.66	.00	5,176.34	24.3%	
21680730 51300 CONTENT FOR THE	88,980.00	.00	88,980.00	3,747.10	-5,062.51	90,295.41	-1.5%	
21680730 55320 PRINTING	2,040.00	.00	2,040.00	.00	.00	2,040.00	.0%	
21680730 58100 RECREATION ACTV	510.00	.00	510.00	1,250.00	.00	-740.00	245.1%	
21680730 59100 CONTRACT SERVICE	30,120.00	.00	30,120.00	15,018.25	-10.00	15,111.75	49.8%	
21680730 72000 CAPITAL OUTLAY	.00	.00	.00	17,058.75	.00	-17,058.75	100.0%	
TOTAL LB LIB ADLT SRVC	128,490.00	.00	128,490.00	38,737.76	-5,072.51	94,824.75	26.2%	
TOTAL LIBRARY FOUNDATION	184,190.00	.00	184,190.00	45,831.48	-5,478.77	143,837.29	21.9%	
TOTAL EXPENSES	184,190.00	.00	184,190.00	45,831.48	-5,478.77	143,837.29		

YEAR-TO-DATE BUDGET REPORT

FOR 2026 06							
	ORIGINAL APPROP	TRANFRS/ ADJSTMTS	REVISED BUDGET	YTD EXPENDED	ENCUMBRANCES	AVAILABLE BUDGET	PCT USED
GRAND TOTAL	2,851,515.50	.00	2,851,515.50	1,157,300.22	18,425.36	1,675,789.92	41.2%
** END OF REPORT - Generated by Elke Cathel **							

YEAR-TO-DATE BUDGET REPORT

FOR 2026 06							
ACCOUNTS FOR:		ORIGINAL	ESTIM REV	REVISED	ACTUAL YTD	REMAINING	PCT
101	GENERAL FUND	ESTIM REV	ADJSTMTS	EST REV	REVENUE	REVENUE	COLL
10180700 GF LIB LIB ADMIN							
10180700	34902 BIDWELL FORUM RE	1,570.00	.00	1,570.00	325.00	1,245.00	20.7%
	TOTAL GF LIB LIB ADMIN	1,570.00	.00	1,570.00	325.00	1,245.00	20.7%
10180710 GF LIB CIRC/TECH SV							
10180710	36005 COPY FEES	7,740.00	.00	7,740.00	3,840.49	3,899.51	49.6%
10180710	36801 LIBRARY FEES	5,800.00	.00	5,800.00	3,259.66	2,540.34	56.2%
	TOTAL GF LIB CIRC/TECH SV	13,540.00	.00	13,540.00	7,100.15	6,439.85	52.4%
	TOTAL GENERAL FUND	15,110.00	.00	15,110.00	7,425.15	7,684.85	49.1%
	TOTAL REVENUES	15,110.00	.00	15,110.00	7,425.15	7,684.85	

YEAR-TO-DATE BUDGET REPORT

FOR 2026 06						
ACCOUNTS FOR:	ORIGINAL	ESTIM REV	REVISED	ACTUAL YTD	REMAINING	PCT
216 LIBRARY FOUNDATION	ESTIM REV	ADJSTMTS	EST REV	REVENUE	REVENUE	COLL
21680700 LB LIB LIB ADMIN						
21680700 35602 FRIENDS CONTRIBU	6,125.00	.00	6,125.00	-16,410.14	22,535.14	-267.9%
TOTAL LB LIB LIB ADMIN	6,125.00	.00	6,125.00	-16,410.14	22,535.14	-267.9%
21680720 LB LIB YTH SRVC						
21680720 35602 FRIENDS CONTRIBU	49,575.00	.00	49,575.00	980.17	48,594.83	2.0%
TOTAL LB LIB YTH SRVC	49,575.00	.00	49,575.00	980.17	48,594.83	2.0%
21680730 LB LIB ADLT SRVC						
21680730 35602 FRIENDS CONTRIBU	128,490.00	.00	128,490.00	-6,104.10	134,594.10	-4.8%
TOTAL LB LIB ADLT SRVC	128,490.00	.00	128,490.00	-6,104.10	134,594.10	-4.8%
TOTAL LIBRARY FOUNDATION	184,190.00	.00	184,190.00	-21,534.07	205,724.07	-11.7%
TOTAL REVENUES	184,190.00	.00	184,190.00	-21,534.07	205,724.07	

YEAR-TO-DATE BUDGET REPORT

FOR 2026 06						
	ORIGINAL ESTIM REV	ESTIM REV ADJSTMTS	REVISED EST REV	ACTUAL YTD REVENUE	REMAINING REVENUE	PCT COLL
GRAND TOTAL	199,300.00	.00	199,300.00	-14,108.92	213,408.92	-7.1%
** END OF REPORT - Generated by Elke Cathel **						



STAFF REPORT

TO: President and Trustees

DATE: February 23, 2026

FROM: Library

DISTRICT(S): Citywide

SUBJECT: Library Events Calendar

RECOMMENDATION

That the Board of Library Trustees:

1. Receive and file the report.

STRATEGIC FOCUS AREAS

Not applicable

EXECUTIVE SUMMARY

Calendar of Library or significant community events that include Library staff participation or preparation. All or some Board members might choose to participate; no further group action is required.

LEGISLATIVE HISTORY / PREVIOUS ACTIONS

Included in each Trustee packet; no further group action is required.

DISCUSSION

All or some Board members might choose to participate; no further group action is required.

FISCAL IMPACT

There is no fiscal impact associated with the recommended action.

ENVIRONMENTAL DETERMINATION

Prepared By:	Gaby Thompson, Administrative Assistant
Concurs With:	Not Applicable
Reviewed By:	Cindy Romero, Interim Library Director
Certified to Availability of Funds:	Not Applicable
Approved By:	Adam Raymond, City Manager
Legal Review:	Not Applicable
CEQA Review:	Not Applicable

Attachments

[Glendora Public Library February 2026 Newsletter.pdf](#)

Glendora Library Happenings

Presented by the Glendora Public Library and the GPL Friends Foundation.

Upcoming events

FEBRUARY

WINTER DISCOVERY CHALLENGE

January 5 – February 28

Get back into the reading habit as you start a new year. Register online at CityOfGlendora.gov/Library.

SWASHBUCKLING HEROINES AND HIGH SEAS ADVENTURES

February 5 | 4 p.m. | Online

Author Vanessa Riley provides insight into her latest book *Fire Sword and Sea*, based on the folk story of the female pirate Jacquotte Delahaye.

BOOKED & BRUSHED

WITH PAINT N PARTY

February 7 | 11 a.m. | Bidwell

Grab a brush and celebrate your favorite book at this paint party for adults. [Registration required.](#)

LOVE BITES! ANTI-VALENTINE PARTY

February 10 | 4:30 p.m. | Bidwell

Teens! Does sappy romance give you the ICK? Celebrate love in a fun and unique way at this Anti-Valentine party. Make yummy chocolate treats with a special guest from A & J Cakes.

Ages 10+ | [Registration required.](#)

MOJOS, MERMAIDS, AND MEDICINE

February 12 | 11 a.m. | Online

Explore how enslaved women used traditional herbs, food, textiles, song, and dance to sow rebellion, freedom, and hope.

Save the Date

LET'S TALK WILDFIRES

March 14 | 11 a.m. | Bidwell

Discuss wildfire prevention, forest health, preparedness, and more with an Angeles National Forest expert.

Library Building CLOSED – Presidents' Day February 16

A TASTE OF HISTORY – RISE & SHINE: THE MAGIC OF SOURDOUGH

February 21 | 11 a.m. | Bidwell

Begin your sourdough journey with Wildflour Artisan Sourdough's Karen Quinones. [Registration required.](#)

NOVEL IDEA BOOK GROUP

February 25 | 5:30 p.m. | Friends Room

Journey through fiction bestsellers and classics. This month's title is *Remarkable Creatures* by Tracy Chevalier.

CELEBRATION OF DR. SEUSS

February 26 | 3:30 p.m. | Children's Area

Hooray for Dr. Seuss's wacky world! Enjoy fun and games, create your own crafts, and let your imagination run wild!

GREAT TRIVIA CHALLENGE

March 6 | 6 p.m. | Foothill Christian School

A GPL Friends Foundation fundraising event. For more information visit gplff.org.

Ongoing programs

WEEKLY STORYTIME

Tuesdays & Wednesdays | 10 a.m. & 11 a.m. | Friends Room

Songs, stories, and early learning fun.

ENGLISH LANGUAGE CONVERSATION CLUB

1st & 3rd Mondays | 12 p.m. |

Glendora Gardens

Practice English in a relaxed, supportive space.

FRIENDS BOOK LOFT

Monday–Friday | 10 a.m. to 4 p.m. |

Plaza Level (schedule subject to change)

Discover used books and meet fellow readers.

HOMEWORK BUDDIES

Mondays & Wednesdays |

3:30 p.m. to 5 p.m. | Friends Room

(closed on school holidays)

Homework help for students in grades K–6.

BLIND DATE WITH A BOOK

Month of February | Library Main Floor

Don't judge a book by its cover. Take a chance on a blind date with a book!

Ready for a literary love match?

EVENING STORYTIME

1st Tuesday of the month | 6:30 p.m. |

Friends Room

YOUTH ADVISORY BOARD: HELP PLAN

LIBRARY PROGRAMS!

Ages 12+

3rd Tuesday of each month | 5:30 p.m. |

Friends Room

TEEN IDEA LAB

Ages 10+

3rd Thursday of each month | 3:30 p.m. |

Friends Room

WALK INTO HISTORY!

Ongoing

The Glendora Library offers historic walking tours on demand. Choose from three available options. Contact the Library for more information.

I'd like to know

What is possible

WITH THE LIBRARY, I CAN.

Have a dream, a goal, or a curiosity? Let us know how we can help.
Library@CityofGlendora.gov | (626) 852-4891 | CityOfGlendora.gov

Unless otherwise noted, events are free and open to the public.

By participating or attending an event conducted or hosted by the City of Glendora and its departments, you are agreeing to let the City of Glendora and all news media organizations use your and/or your children's photo and video images and/or likeness for news, promotional purposes, and electronic materials now and in the future. Names of individuals will not be used in photo captions. No compensation will be given for the use of photo and video images taken during the event. If you do not wish your and/or your children's likeness to be used in this way, please email the Digital Media Specialist at webmaster@cityofglendora.gov or contact a staff person in charge at the event.



STAFF REPORT

TO: President and Trustees

DATE: February 23, 2026

FROM: Library

DISTRICT(S): Citywide

SUBJECT: Review of Library Administrative Policy 3.03 - Circulation Policy

RECOMMENDATION

That the Board of Library Trustees:

1. Approve Library Administrative Policy 3.03 - Circulation Policy as presented

STRATEGIC FOCUS AREAS

- Not Applicable

EXECUTIVE SUMMARY

The Library Board continuously reviews all Library policies for accuracy and currency. Staff has reviewed the current policy concerning circulation and provided the following recommendations for updates.

LEGISLATIVE HISTORY / PREVIOUS ACTIONS

The Circulation Policy was last reviewed and revised in March 2025.

DISCUSSION

The Circulation Policy was reviewed by Library staff to determine necessary updates. Circulation policies of other libraries were also examined.

Proposed changes reflect the following:

- Membership types were updated to reflect current practices and include additional options for securing Glendora Public Library privileges.
- The renewal process was updated to provide automatic renewals for eligible items.

FISCAL IMPACT

There is no fiscal impact associated with the recommendations in this report.

ENVIRONMENTAL DETERMINATION

There is no CEQA impact associated with the recommendations in this report.

Prepared By: Donna Dukes, Library Services Manager

Concurs With: Not Applicable

Reviewed By: Cindy Romero, Interim Library Director

Certified to Availability of Funds: Not Applicable

Approved By: Adam Raymond, City Manager
Legal Review: Not Applicable
CEQA Review: Not Applicable

Attachments

[A_Draft_Library_Administrative_Policy_303_-_Circulation_Policy.pdf](#)

[B_Presentation--Circulation_Policy.pdf](#)



CIRCULATION POLICY

SECTION or POLICY NO:

Library Admin. No. 3.03

ORIGINATING DEPT:

Library

Reference:

Library Administrative Policy

SUPERSEDES:

March 17, 2025

NEW EFFECTIVE DATE:

February 23, 2026

PAGE 1 of 46

APPROVED BY:

Board of Library Trustees

Policy Objective:

To establish a policy regarding circulation procedures

DRAFT

Authority:

Board of Trustees of the Glendora Public Library

Library Board of Trustees Minute Order September 17, 2007

All questions arising from this policy are to be brought to the attention of the Library Board, if not resolvable by the Library Director

Assigned Responsibility:

Board of Trustees of the Glendora Public Library, Library Director, and assigned staff

Policy/Procedure:

Library Membership, Requirements and Responsibilities:

Opportunities at the Glendora Public Library are funded several ways, including as services of the City of Glendora. There is no additional fee for membership. Information about activity on an account can only be given to the registered member. Refer to Library Administrative Policy 3.01, Patron Confidentiality, for more information. Under emergent circumstances, the Library Director is authorized to implement temporary general changes to elements such as privilege levels, documentation, and renewal procedures.

- **Full-privilege** membership allows check-out of any item in the circulating Library collections, access to online resources, and use of in-house desktop computers and laptops/tablets, as available. Other membership services may also be made available.
- **Limited-privilege Online** membership (~~including online registration~~) allows access to online resources and use of in-house desktop computers only (laptops/tablets excluded).
- **Temporary** membership allows check-out of one item in the circulating Library collections at a time (~~excluding special materials~~), access to online resources, and use of in-house desktop computers only (laptops/tablets excluded).

Full-privilege membership requires photo identification with current residence address, such as:

- Current CA DMV Driver's License/Identification
- Current passport
- High school identification

If the photo identification does not show current residence address, verification can be made using documents such as:

- Printed checks
- Car registration
- Mail postmarked within one month
- Rent receipt, escrow documents, utility bills, etc.

Other reasonable documentation that establishes current residence address will be considered by trained Library staff, consulting with Library management as needed.

Full-privilege memberships are due for renewal every two years in order to verify current and accurate contact information. Current photo identification and proof of address will be required for membership renewals. While the Library may reach out periodically to confirm member information, it is the member's responsibility to keep cardholder account details up to date, including, but not limited to, address of record.

All full-privilege and temporary members are responsible for all materials checked out on their account and for payment of any fees. Any notification of overdue materials is provided as a courtesy. All fees, including fees for lost or damaged items, totaling \$10.00 or more, must be paid in full to retain borrowing privileges. The Glendora Public Library is not responsible for damages to personal audio/video equipment incurred while using Library audio/video materials. Library customers assume responsibility for any risk associated with use of any Library materials.

Limited-privilege-Online membership (including online registration) is offered to California residents only, is completed through the Library's online catalog, and does not require documentation. Limited-privilege-Online memberships are due for renewal every five years.

Temporary membership requires photo identification. Temporary memberships are due for renewal every 90 days.

Cardholders are fully responsible for presenting appropriate proof of membership upon checking out Library materials. Acceptable forms of proof of membership are available for review at any public service desk and on the City/Library web site.

Patrons may review their membership account and registration, renew materials, place holds and submit a change request online at cityofglendora.gov/library.

Library Membership Requirements, Minors:

Minors in 8th grade and below are eligible to receive a full-privilege membership with a parent, legal guardian, or responsible adult's (hereafter, "parent") signature, identification, and proof of current address.

Minors in 9th grade and above are eligible to receive a full-privilege membership with a parent’s signature, identification, and proof of current address, or by providing their own identification and proof of current address (see requirement description above).

A minor living in a group or foster home may get a membership with verification confirming the responsible caretaker. Examples include, but are not limited to, the following:

- Identification or verification papers from the group home
- Documentation on letterhead from the group home establishing responsibility
- Guardianship court papers

Other reasonable documentation that establishes financial responsibility for the minor will be considered by trained Library staff, consulting with Library management as needed.

Out-of-state Library Membership Requests:

Out-of-state visitors requesting a membership will be issued a card when providing proper photo identification from their home state and proof of local residency (i.e., hotel/motel bill or apartment rental agreement, etc.). An out-of-state membership will have a short-term expiration date relative to the documentation provided.

Limited-privilege memberships acquired through online registration require California residency.

Modifying Library Membership Account information:

California State law (CA Government Code section 7927.100 et seq.) prohibits the disclosure of a patron’s library account or circulation record to anyone except the original applicant. Therefore, positive identification is required if changes or inquiries regarding an account are requested by the patron. Refer to Library Administrative Policy 3.01, Patron Confidentiality, for more information.

When a minor (8th grade and under) wishes to modify their account, the parent, as noted in the minor’s account, must be present and provide identification and proof of current address (see requirement description above). A minor in 9th grade and above, who can show identification, may modify their account without a parent. This is in accordance with Library’s Administrative Policy 3.01, Patron Confidentiality.

Loan Periods, Renewals and Item Limits:

Physical library items are loaned for different checkout periods depending on factors such as demand, format, and size of collection. **Automatic Renewals** are available on most, but not all, Library content.

Physical materials can be checked out for loan periods as outlined below:

3 weeks, plus one automatic 3-week renewal:	All materials not designated “New”
3 weeks, no renewals:	All materials designated “New”
1 week, plus one automatic 1-week renewal:	All DVDs/Videos, Software

Not renewable: items with holds, and new formats. As content for the public evolves, there may be additional variations. Every effort will be made to maintain consistency and to communicate exceptions clearly.

Materials checked out from the Glendora Public Library will be automatically renewed one time if they are not returned by their due date.

Extended loan periods are available on renewable physical materials. This loan period is comprised of one (1) regular check-out period, plus one (1) renewal. Extended loan periods are only available by special request and must be done at the time of the original check-out.

Loan periods for digital items vary by demand, format, and platform. For a list of digital platforms offered with Glendora Public Library membership, please visit the eLibrary at cityofglendora.gov/library.

Library Administration has the authority to configure exceptions in the system based on demonstrated need.

Extended use fees, and other fines and charges related to circulation and Library materials, are established under City of Glendora Master Schedule of Fees for Service.

History:

Effective: September 17, 2007; Revised February 25, 2008; Revised November 17, 2008; Revised May 21, 2012 with an effective date of July 1, 2012; Revised April 15, 2013 with an effective date of April 29, 2013; Revised November 21, 2016; Revised June 17, 2019; Revised March 17, 2025; Revised February 23, 2026.

Approved and adopted this 23rd day of February, 2026.

Ayes: _____

Noes: _____

Absent: _____

City of Glendora
Board of Library Trustees

Attest: _____
Cindy Romero, Interim Library Director

By: _____
Erica Landmann, President



REVIEW OF LIBRARY ADMINISTRATIVE POLICY 3.03— CIRCULATION POLICY

GLENDORA PUBLIC LIBRARY
BOARD OF LIBRARY TRUSTEES
FEBRUARY 23, 2026
DONNA DUKES, LIBRARY SERVICES MANAGER



BACKGROUND

The Library Board continuously reviews all Library policies for accuracy and currency.

March 2025 Board Meeting:

- Circulation Policy approved by Board of Library Trustees based on recommendations from staff.

DISCUSSION

- Current policy evaluated by Library divisions.
- Staff files reviewed for any necessary updates.
- Policy reviews of surrounding libraries conducted.

DISCUSSION

Proposed changes:

- Membership types updated to reflect current practices and include additional options for securing Glendora Public Library privileges.
- Renewal process updated to provide automatic renewals for eligible items.

UPDATED MEMBERSHIP TYPES

Library Membership, Requirements and Responsibilities:

Opportunities at the Glendora Public Library are funded several ways, including as services of the City of Glendora. There is no additional fee for membership. Information about activity on an account can only be given to the registered member. Refer to Library Administrative Policy 3.01, Patron Confidentiality, for more information. Under emergent circumstances, the Library Director is authorized to implement temporary general changes to elements such as privilege levels, documentation, and renewal procedures.

- **Full-privilege** membership allows check-out of any item in the circulating Library collections, access to online resources, and use of in-house desktop computers and laptops/tablets, as available. Other membership services may also be made available.
- **Online** membership allows access to online resources and use of in-house desktop computers only (laptops/tablets excluded).
Temporary membership allows check-out of one item in the circulating Library collections at a time (excluding special materials), access to online resources, and use of in-house desktop computers only (laptops/tablets excluded).

Temporary membership requires photo identification. Temporary memberships are due for renewal every 90 days.

UPDATED RENEWAL PROCESS

Materials checked out from the Glendora Public Library will be automatically renewed one time if they are not returned by their due date.

FISCAL IMPACT

There is no fiscal impact associated with the recommendations in this report.

RECOMMENDATION

That the Board of Library Trustees:

1. Approve Library Administrative Policy 3.03—Circulation Policy as presented.



QUESTIONS?