



CITY OF SIERRA MADRE

CITY COUNCIL SPECIAL MEETING AGENDA

Mayor Kristine Lowe | Mayor Pro Tem Gene Goss
Council Member Edward Garcia | Council Member Kelly Kriebs | Council Member Robert Parkhurst

Wednesday, May 27, 2026, 5:30 PM

City Council Chambers, 232 W. Sierra Madre Blvd.

AMERICANS WITH DISABILITIES ACT

Pursuant to the Americans with Disabilities Act, persons with a disability who require a disability related modification or accommodation in order to participate in a meeting, including auxiliary aids or services, may request such modification or accommodation from the City Clerk at (626) 355-7135. Notification 48 hours prior to the meeting will enable the City to make reasonable arrangements to assure accessibility to the meeting.

PUBLIC COMMENT & ACCESS

The Brown Act provides the public with an opportunity to make public comments at any public meeting. As an alternative, public comment may be submitted by e-mail to publiccomment@sierramadrecal.gov by 3:00PM on the day of the meeting. Emails will be acknowledged at the City Council meeting, filed into public record, and scanned onto the City website for public review.

A copy of the posted agenda and a live video stream of the meeting can be found on the City's website at sierramadrecal.gov, on Foothills Media website at foothillsmedia.org/sierramadre, and broadcast on Government Access Channel 3 (Spectrum).

If you require special assistance to participate in this meeting, please contact the City Clerk's Office at (626) 355-7135 at least 48 hours prior to the meeting.

CODE OF CONDUCT

The purpose of a City Council meeting is to conduct City business. Members of the public that behave in a manner that interrupts or obstructs the City Council's ability to conduct City business may be asked to leave the meeting. Any and all demonstrations which disrupt, interrupt, or obstruct the City Council's ability to conduct City business are prohibited. No signs, posters, or other large objects shall be brought into the Council Chambers or other meeting place if doing so would disrupt, disturb, or otherwise impede the orderly course of the meeting.

1. CALL TO ORDER

2. PLEDGE OF ALLEGIANCE

A. Council Member Parkhurst

3. ROLL CALL OF CITY COUNCIL MEMBERS

Kristine Lowe, Mayor
Gene Goss, Mayor Pro Tem
Edward Garcia, Council Member
Kelly Kriebs, Council Member
Robert Parkhurst, Council Member

4. SUPPLEMENTAL INFORMATION FROM CITY CLERK REGARDING AGENDA ITEMS

5. PUBLIC COMMENT

Any person wishing to speak before the City Council is asked to complete a Speaker Card and provide it to the City Clerk prior to the start of the meeting. Speakers are generally limited to three (3) minutes per person and time may not be delegated; any changes to the allotted time will be announced prior to the Public Comment period. Under the Brown Act, the City Council is prohibited from discussing or taking action on any item not listed on the posted agenda.

Addressing the City Council from the audience is not permitted; all comments addressing the Council must be made from the podium. Only public comment made from the podium will be recognized by the City Council and entered into public record.

6. DISCUSSION ITEMS

A. **Budget Study Session - Budget Overview**

Recommendation: Provide Direction

Not a CEQA Project under: 14 CCR 15378(b)(4)- government fiscal activities.

B. **Budget Study Session - Sierra Madre Police Department**

Recommendation: Provide Direction

Not a CEQA Project under: 14 CCR 15378(b)(4)- government fiscal activities.

C. **Budget Study Session - Sierra Madre Fire Department**

Recommendation: Provide Direction

Not a CEQA Project under: 14 CCR 15378(b)(4)- government fiscal activities.

D. **Budget Study Session - Public Works**

Recommendation: Provide Direction

Not a CEQA Project under: 14 CCR 15378(b)(4)- government fiscal activities.

E. **Budget Study Session - Capital Improvement Projects**

Recommendation: Provide Direction

Not a CEQA Project under: 14 CCR 15378(b)(4)- government fiscal activities.

F. **Budget Study Session - Planning and Community Preservation**

Recommendation: Provide Direction

Not a CEQA Project under: 14 CCR 15378(b)(4)- government fiscal activities.

G. **Budget Study Session - Library and Community Services**

Recommendation: Provide Direction

Not a CEQA Project under: 14 CCR 15378(b)(4)- government fiscal activities.

H. Budget Study Session - Finance

Recommendation: Provide Direction

Not a CEQA Project under: 14 CCR 15378(b)(4)- government fiscal activities.

I. Budget Study Session - City Manager's Office

Recommendation: Provide Direction

Not a CEQA Project under: 14 CCR 15378(b)(4)- government fiscal activities.

7. ITEMS FOR FUTURE AGENDAS

8. ADJOURNMENT

The City Council will adjourn to a Special Meeting on May 28, 2026.

Date Posted: May 22, 2026



FY 2027 BUDGET STUDY SESSIONS

MAY 27 & 28, 2026

Michael Bruckner, City Manager
Harry Wong, Finance Director





BUDGET STUDY SESSIONS

MAY 27, 2026

General Fund Overview

Police Department

Fire Department

Public Works Operating

- Maintenance
- Water
- Sewer

Five Year Capital Improvement Plan

MAY 28, 2026

Planning & Community Preservation

Library & Community Services

Finance

City Manager's Office

- Administration
- Human Resources
- City Clerk
- Information Technology



BUDGET PRESENTATION OVERVIEW

- ❑ ANNUAL BUDGET PROCESS
- ❑ CITYWIDE BUDGET OVERVIEW
- ❑ GENERAL FUND: FY 2025-26 YEAR-END BUDGET UPDATE
- ❑ GENERAL FUND: FY 2026-27 PROPOSED BUDGET
- ❑ FISCAL CHALLENGES & ISSUES



BUDGET PROCESS

January-February
FY2025-26 Mid-Year
Review – Budget is
trued-up



February – March
Budget Kick-Off Process
Begins – Introduce all
upcoming budget
policies and budget
savings target and
goals for the City



March
Department budget
requests are due
second week of March



April
Finance meets with City
Manager and Department
Heads to discuss
preliminary budget
decisions



May
City Manager Proposed
Budget Prepared and
Presented to Council



June
Proposed Budget Adoption




May
Proposed budget
established – Budget
Study Session(s) held to
receive input and
feedback from the
general public and
Council

Budget Preparation Timeline



CITYWIDE BUDGET OVERVIEW





BACKGROUND

Historically, Sierra Madre has been facing structural deficits but the year end results are indicative of that issue. What is the cause?

- City has been trying to cut services and budgets for many years
- Critical programs and services are not properly funded
- Employee compensation is lagging behind labor market

For FY 2026-27, staff is tasked to start keep and beef up services as compared to FY 2025-26 (Status Quo+). How can this be done?



FY 2026 – 27 BUDGET CHALLENGES

Competing Priorities:

- Additional staffing needs citywide
- Aging infrastructures in need of update or replace
- Aging equipment/vehicle/machinery, which are either non-functioning or expensive to maintain
- City programs/projects needs funding to start/resume/maintain



FY 2026 – 27 BUDGET CHALLENGES

Fiscal Challenges

- Built-out City, small population, and a small sales tax basis of \$1.5M
- Full-Service City that has its own Police, Fire, Library, and Utilities
- General Fund had a budget deficit of \$1.5M in FY 2025-26
- Inflation has driven up costs of all supplies and services
- It is difficult to recruit and retain talent if we do not remain competitive
- Health and Riks Insurance costs continue to rise higher and faster than other costs
- Retirement costs continue to grow. As of 6/30/25 the combined Pension and OPEB UAL was at \$9.3M



FY 2026 – 27 BUDGET CHALLENGES

Administrative Challenges

- Budget is prepared manually, City needs better budget technology
- Chart of Accounts (COA) was not developed to budget for Internal Service Funds (ISFs) and Capital Improvement Projects (CIPs) sufficiently.
- Budget and COA do not reflect organizational realities.
- ISFs were set up for ISF allocation to the fund level, not department level which does not show full true costs of department operations.
- Non-departmental costs, such as retirement and debt services, were being absorbed in a single-nebulous cost center.



BUDGET REALIGNMENT

To prepare a budget that properly reflect the City's organizational structure, the following budget reorganizations have occurred:

- Dissolved legacy departments and established a City Manager's Office (CMO) with the following divisions:
 - Administration
 - City Clerk
 - Human Resources & Risk Management
 - Information Technology
- Dissolved the Financial Services Division within the former ASD and Made it a stand-alone Finance Department
- Combined Library and Community Services departments into one Library & Community Services Department
- Established a "Non-Departmental" budget for retirement and debt service costs



BUDGET REALIGNMENT

Changes to the ISF allocation to better allocate ISF Costs:

- Added a new ISF-Equipment/Vehicle/Machinery Replacement Fund to budget for equipment replacement
- Allocate ISF expenditures to departments (instead of just allocate ISFs on the fund level)
- City will need to do a new cost allocation plan



BUDGET REQUESTS

- ❑ Department's submitted over nearly \$4.0M in new requests for positions, contracts, equipment, services, and other items
- ❑ Proposed budget includes \$1.5M in enhancements (Status Quo+)
- ❑ \$1.1M in One-Time Requests, \$400K in Ongoing



BUDGET REQUESTS NOT RECOMMENDED

- Add 1.0 FTE Human Resources Manager
- Add 2.0 FTE Police Patrol Officers
- Add 1.0 FTE Police Lieutenant
- Reclassifications/market adjustments of various positions (FT/PT)
- Facilities Master Plan
- Enhanced Public Outreach Services



BUDGET ENHANCEMENT SUMMARY

General Fund		Admin ISF	IT ISF	Special Rev.	Sewer Fund	Water Fund
One Time	Ongoing	One Time	One Time	One Time	One Time	One Time
\$ 490,000	\$ 402,758	\$ 127,500	\$ 160,400	\$ 58,900	\$ 150,000	\$ 156,000

\$1.1M in One-Time Requests, \$400K in Ongoing



POSITION CHANGES

- Add 1.0 FTE Deputy Fire Chief (new)
- Add 0.45 FTE P/T Library Technician
- Reclass 1.0 FTE Assistant Planner to Associate Planner
- Reclass 1.0 FTE Community Services Supervisor to Community Services Manager
- Reclass 1.0 FTE Management Analyst to Library Services Manager



FY 2025-26 YEAR END UPDATE



FY 26 GENERAL FUND YEAR END UPDATE



	FY 2025-26 Adopted Budget	FY 2025-26 Projected Year-End (Unaudited)
Beginning Fund Balance	\$14,464,311	\$14,002,864
Revenues	\$18,047,100	\$18,869,497
Expenditures	(\$19,516,716)	(\$18,829,207)
Operating Surplus (Deficit)	\$(1,469,616)	\$40,290
Ending Fund Balance	\$12,994,695	\$14,043,154

- ❑ Beginning General Fund balance at \$14.0M (audited 06/30/25 fund balance), \$461K lower than the \$14.5M beginning fund balance per the FY25-26 Adopted Budget
- ❑ Projected revenues are up by 4.6% or \$822K compared to the FY 2025-26 Adopted Budget
- ❑ Projected expenditures are down by 3.5% or \$688K compared to the FY 2025-26 Adopted Budget
- ❑ FY2025-26 is projected to end with a small surplus of \$40K, instead of \$1.5M deficit, resulting a projected ending General Fund balance at \$14.0M.

FY 26 CITYWIDE YEAR END UPDATE



	FY25-26 Adopted Budget	FY25-26 Amended Budget	FY25-26 Projected Actual	FY26-27 Proposed Budget
REVENUES				
GOVERNMENTAL FUND				
GENERAL FUND	18,047,100	18,997,841	18,869,497	19,637,382
SPECIAL REVENUE FUND	2,759,709	2,925,286	9,551,451	2,480,499
TOTAL	20,806,809	21,923,127	28,420,948	22,117,881
PROPRIETARY FUNDS				
WATER FUND	7,300,000	7,350,000	7,345,000	7,950,000
SEWER FUND	1,358,000	1,358,000	1,358,000	1,375,000
INTERNAL SERVICE FUNDS	5,536,000	5,786,000	6,067,352	7,609,301
TOTAL	14,194,000	14,494,000	14,770,352	16,934,301
TOTAL REVENUE	35,000,809	36,417,127	43,191,300	39,052,182
TRANSFERS IN	361,868	366,868	366,868	620,000
	35,362,677	36,783,995	43,558,168	39,672,182
EXPENDITURES				
GOVERNMENTAL FUND				
GENERAL FUND	19,179,848	19,996,339	18,487,339	20,475,156
SPECIAL REVENUE FUND	11,854,518	11,831,472	7,384,356	4,769,058
TOTAL	31,034,366	31,827,811	25,871,695	25,244,214
PROPRIETARY FUNDS				
WATER FUND	7,885,540	8,003,040	4,741,852	11,119,254
SEWER FUND	1,038,815	1,069,565	702,106	1,192,186
INTERNAL SERVICE FUNDS	5,893,000	6,654,503	6,240,554	8,704,027
TOTAL	14,817,355	15,727,108	11,684,512	21,015,467
TOTAL EXPENDITURES	45,851,721	47,554,919	37,556,207	46,259,681
TRANSFERS OUT	361,868	366,868	366,868	620,000
	46,213,589	47,921,787	37,923,075	46,879,681

- ❑ Projected governmental revenues are up by \$7.6M or 36.6% compared to the FY 2025-26 Adopted Budget
- ❑ Projected governmental expenditures are down by \$5.2M or 16.6% compared to the FY 2025-26 Adopted Budget
- ❑ Projected proprietary revenues are up by \$576K or 4.1% compared to the FY 2025-26 Adopted Budget
- ❑ Projected proprietary expenditures are down by \$3.1M or 21.1% compared to the FY 2025-26 Adopted Budget



FY 2026-27 PROPOSED BUDGET



FY 27 CITYWIDE PROPOSED BUDGET



	FY25-26 Adopted Budget	FY25-26 Amended Budget	FY25-26 Projected Actual	FY26-27 Proposed Budget
REVENUES				
GOVERNMENTAL FUND				
GENERAL FUND	18,047,100	18,997,841	18,869,497	19,637,382
SPECIAL REVENUE FUND	2,759,709	2,925,286	9,551,451	2,480,499
TOTAL	20,806,809	21,923,127	28,420,948	22,117,881
PROPRIETARY FUNDS				
WATER FUND	7,300,000	7,350,000	7,345,000	7,950,000
SEWER FUND	1,358,000	1,358,000	1,358,000	1,375,000
INTERNAL SERVICE FUNDS	5,536,000	5,786,000	6,067,352	7,609,301
TOTAL	14,194,000	14,494,000	14,770,352	16,934,301
TOTAL REVENUE	35,000,809	36,417,127	43,191,300	39,052,182
TRANSFERS IN	361,868	366,868	366,868	620,000
	35,362,677	36,783,995	43,558,168	39,672,182
EXPENDITURES				
GOVERNMENTAL FUND				
GENERAL FUND	19,179,848	19,996,339	18,487,339	20,475,156
SPECIAL REVENUE FUND	11,854,518	11,831,472	7,384,356	4,769,058
TOTAL	31,034,366	31,827,811	25,871,695	25,244,214
PROPRIETARY FUNDS				
WATER FUND	7,885,540	8,003,040	4,741,852	11,119,254
SEWER FUND	1,038,815	1,069,565	702,106	1,192,186
INTERNAL SERVICE FUNDS	5,893,000	6,654,503	6,240,554	8,704,027
TOTAL	14,817,355	15,727,108	11,684,512	21,015,467
TOTAL EXPENDITURES	45,851,721	47,554,919	37,556,207	46,259,681
TRANSFERS OUT	361,868	366,868	366,868	620,000
	46,213,589	47,921,787	37,923,075	46,879,681

- ❑ Proposed governmental revenues are up by \$1.3M or 6.3% compared to the FY 2025-26 Adopted Budget
- ❑ Proposed governmental expenditures are down by \$5.8M or 18.7% compared to the FY 2025-26 Adopted Budget
- ❑ Proposed proprietary revenues are up by \$2.7M or 19.3% compared to the FY 2025-26 Adopted Budget
- ❑ Proposed proprietary expenditures are up \$6.2M or 41.8% compared to the FY 2025-26 Adopted Budget

FY 27 PROPOSED GENERAL FUND BUDGET



	FY 2025-26 Adopted Budget	FY 2026-27 Proposed Budget	\$ Change	% Change
<u>Revenues</u>				
Property Tax	\$9,466,000	\$9,982,528	\$516,528	5.5%
Utility Users Tax	3,229,000	3,597,900	368,900	11.4%
Sales Tax	1,408,000	1,501,954	93,954	6.7%
Franchise Fees	550,000	605,000	55,000	10.0%
Business License	93,000	60,000	(33,000)	(35.5)%
Charges for Services	860,500	918,000	57,500	6.7%
Fines and Forfeits	62,000	68,000	6,000	9.7%
Licenses and Permits	1,625,000	2,328,000	703,000	43.3%
Other Revenues	753,600	576,000	(177,600)	(23.6)%
Transfers In	0	25,000	25,000	100.0%
Total Revenues	\$18,047,100	\$19,662,382	\$1,615,282	9.0%
<u>Expenditures</u>				
Salaries & Benefits	\$12,113,848	\$12,484,213	\$370,365	3.1%
Maintenance & Operations	6,266,000	6,850,813	584,813	9.3%
Capital Outlays	900,000	1,140,130	240,130	26.7%
Bond/Loan Service Payments	0	0	0	0.0%
Transfers Out - CIP	160,000	160,000	0	0.0%
Transfers Out - Other	176,868	175,000	(1,868)	(1.1)%
Total Expenditures	\$19,516,716	\$20,810,156	\$1,193,440	6.1%

FY 27 PROPOSED GENERAL FUND BUDGET

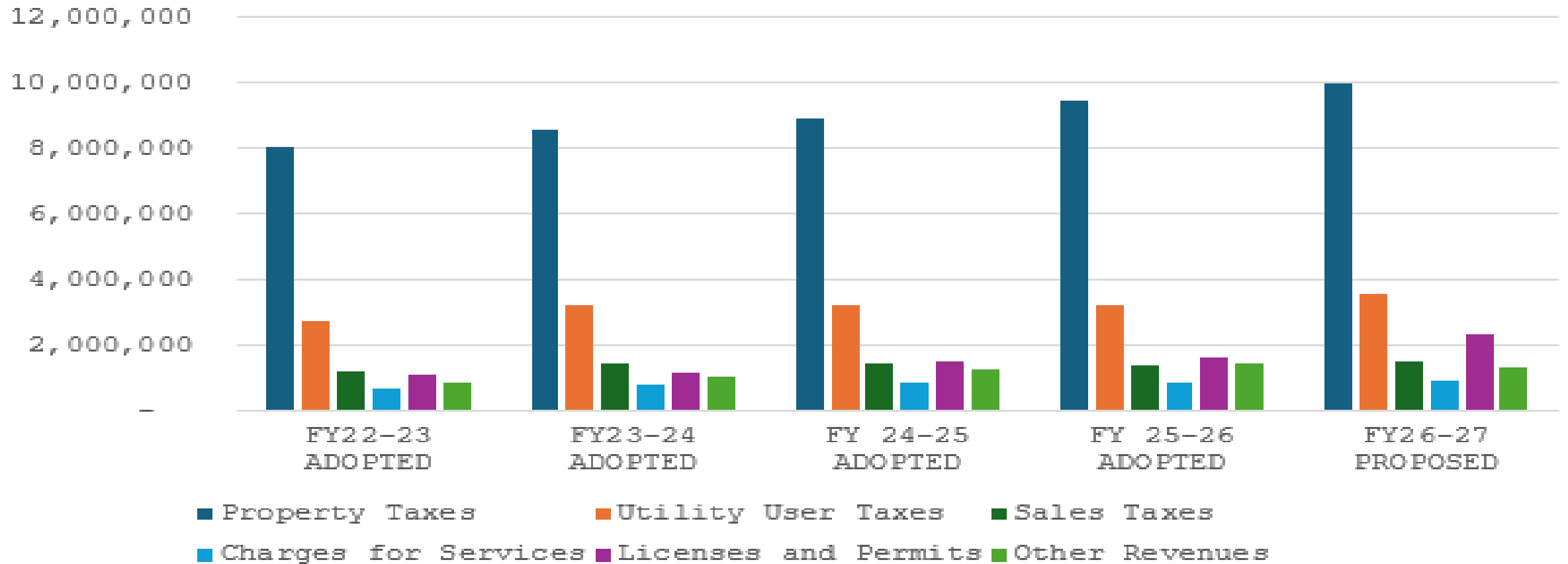


	FY 2025-26 Projected Year-End (Unaudited)	FY 2026-27 Proposed Budget
Beginning Fund Balance	\$14,002,864	\$14,043,154
Revenues	\$18,869,497	\$19,662,382
Expenditures	(\$18,829,207)	(\$20,810,156)
Operating Surplus (Deficit)	\$40,290	\$(1,147,774)
Ending Fund Balance	\$14,043,154	\$12,895,380

FIVE YEAR GENERAL FUND REVENUE ESTIMATES BY CATEGORY



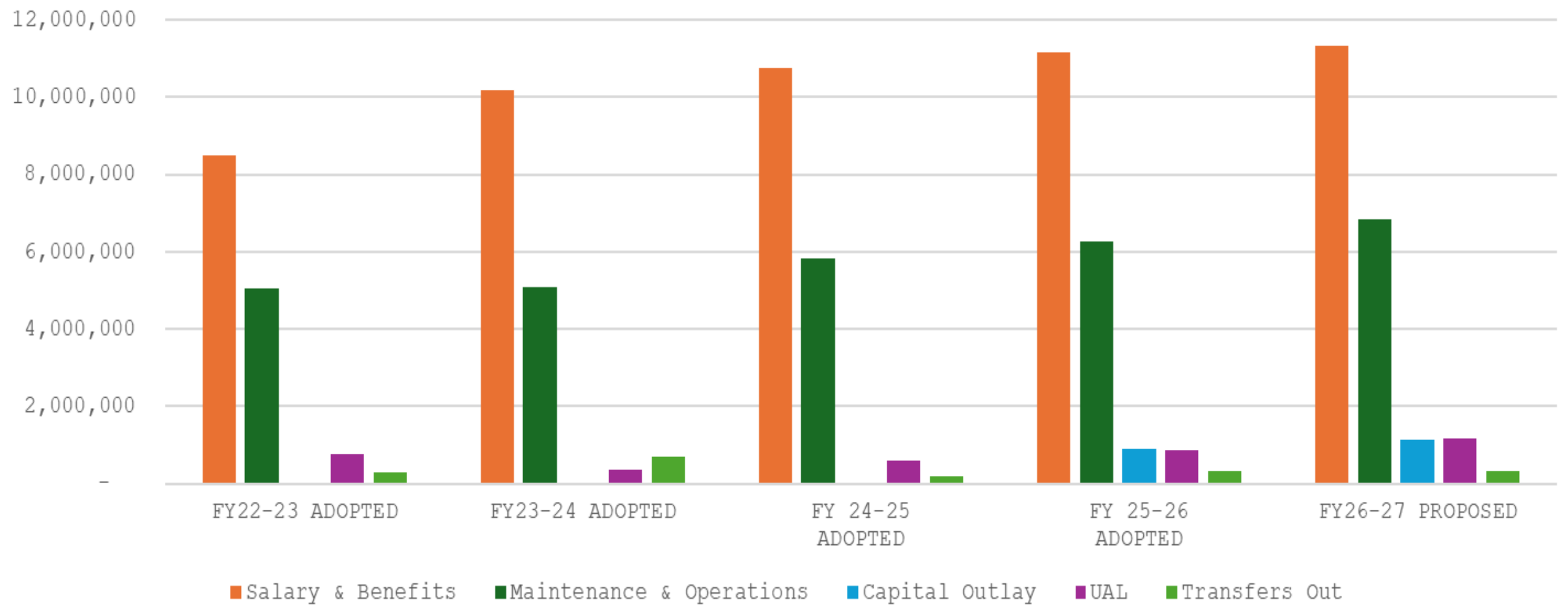
GENERAL FUND REVENUE ESTIMATES BY CATEGORY



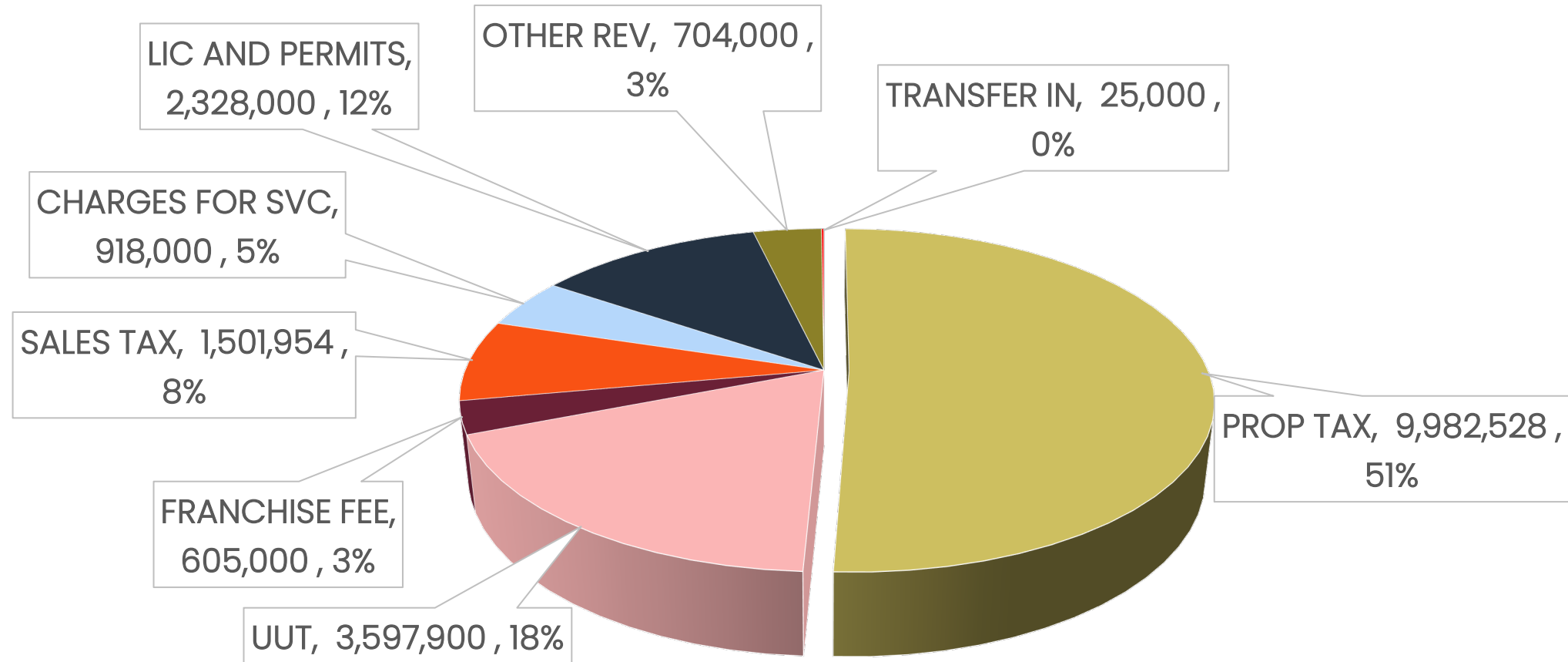
FIVE YEAR GENERAL FUND EXPENDITURE BUDGET BY CATEGORY



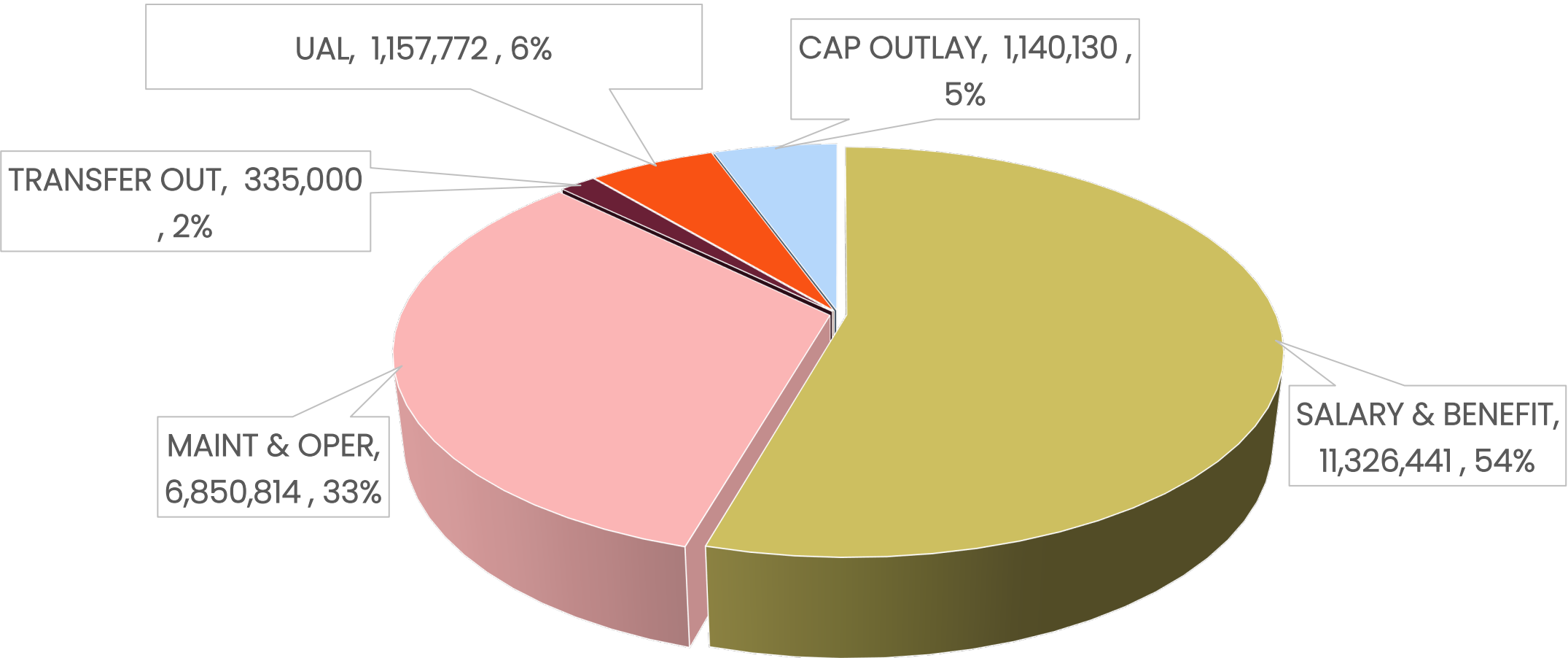
GENERAL FUND EXPENDITURE BUDGET BY CATEGORY



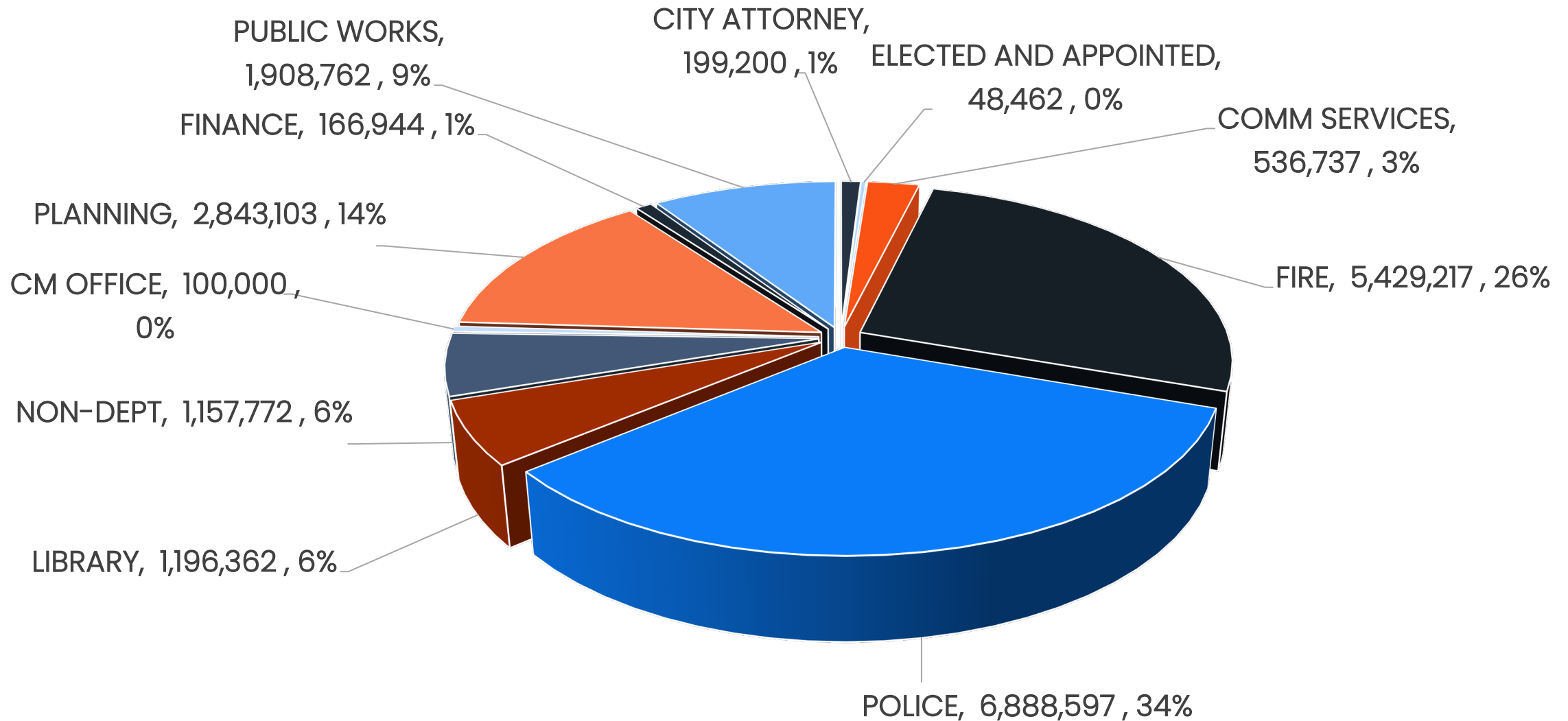
FY 27 GENERAL FUND REVENUE BUDGET BY CATEGORY



FY 2027 GENERAL FUND EXPENDITURE BUDGET BY CATEGORY



FY2027 GENERAL FUND EXPENDITURE BUDGET BY DEPARTMENT





ONGOING BUDGET CHALLENGES



FISCAL ISSUES AND CHALLENGES



Short-Term

- The FY 2026–27 proposed budget does not include any COLA adjustments. City is entering into labor negotiations.
- Measure GL on June 2, 2026
- Reserve funding within the newly created ISF-Equip/Veh/Mach Replacement (e.g., \$1M new fire engine soon)

Longer-Term

- City has a small population (will not change) and sales tax basis (this can be changed/improved). Need to find ways to enhance the sales tax basis.
- Fiscal flexibility to respond to the unknown (e.g. natural disasters, recession, supply chain disruptions)



BUDGET STUDY SESSIONS

MAY 27, 2026

General Fund Overview

Police Department

Fire Department

Public Works Operating

- Maintenance
- Water
- Sewer

Five Year Capital Improvement Plan

MAY 28, 2026

Planning & Community Preservation

Library & Community Services

Finance

City Manager's Office

- Administration
- Human Resources
- City Clerk
- Information Technology



BUDGET PRESENTATIONS & RECONCILIATION

Library Budget Reconciliation

	Positions (FTE)	Expenditures	Revenues	Net
<i>FY 25-26 Adopted Budget</i>	8.15	\$ 885,000	\$ -	\$ 885,000
Base Adjustments				
One-Time Prior Year Expenditures and Revenues Deleted				
N/A				\$ -
One-Time Prior Year Expenditures and Revenues	0.00	\$ -	\$ -	\$ -
Adjustments to Costs of Ongoing Activities				
Salary and Benefit Adjustment		\$ 147,925	\$ -	\$ 147,925
Allocated Charges		\$ 181,685	\$ -	\$ 181,685
Reclass 1.0 FTE Management Analyst to Library Services Manager		\$ 1,102	\$ -	\$ 1,102
Professional Services Contract Adjustment		\$ 4,000	\$ -	\$ 4,000
Books, Reference Materials, & Periodicals		\$ 13,800	\$ -	\$ 13,800
Other Purchased Supplies		\$ 18,500	\$ -	\$ 18,500
Conferences & Meetings		\$ (650)	\$ -	\$ (650)
Adjustments to Costs of Ongoing Activities	0.00	\$ 366,362	\$ -	\$ 366,362
<i>Total FY 26-27 Base Budget</i>	8.15	\$ 1,251,362	\$ -	\$ 1,251,362
Budget Enhancements				
Add 0.45 FTE Library Technician	0.45	\$ 19,000	\$ -	\$ 19,000
Calendar/Reservation System for Library & Community Services		\$ 4,000	\$ -	\$ 4,000
Total Budget Enhancements	0.45	\$ 23,000	\$ -	\$ 23,000
<i>Total FY 26-27 Proposed Budget</i>	8.60	\$ 1,274,362	\$ -	\$ 1,274,362



QUESTIONS

Michael Bruckner, City Manager
Harry Wong, Finance Director






SIERRA MADRE POLICE DEPARTMENT

FY 2027 PROPOSED OPERATING BUDGET

Gustavo Barrientos, Chief of Police

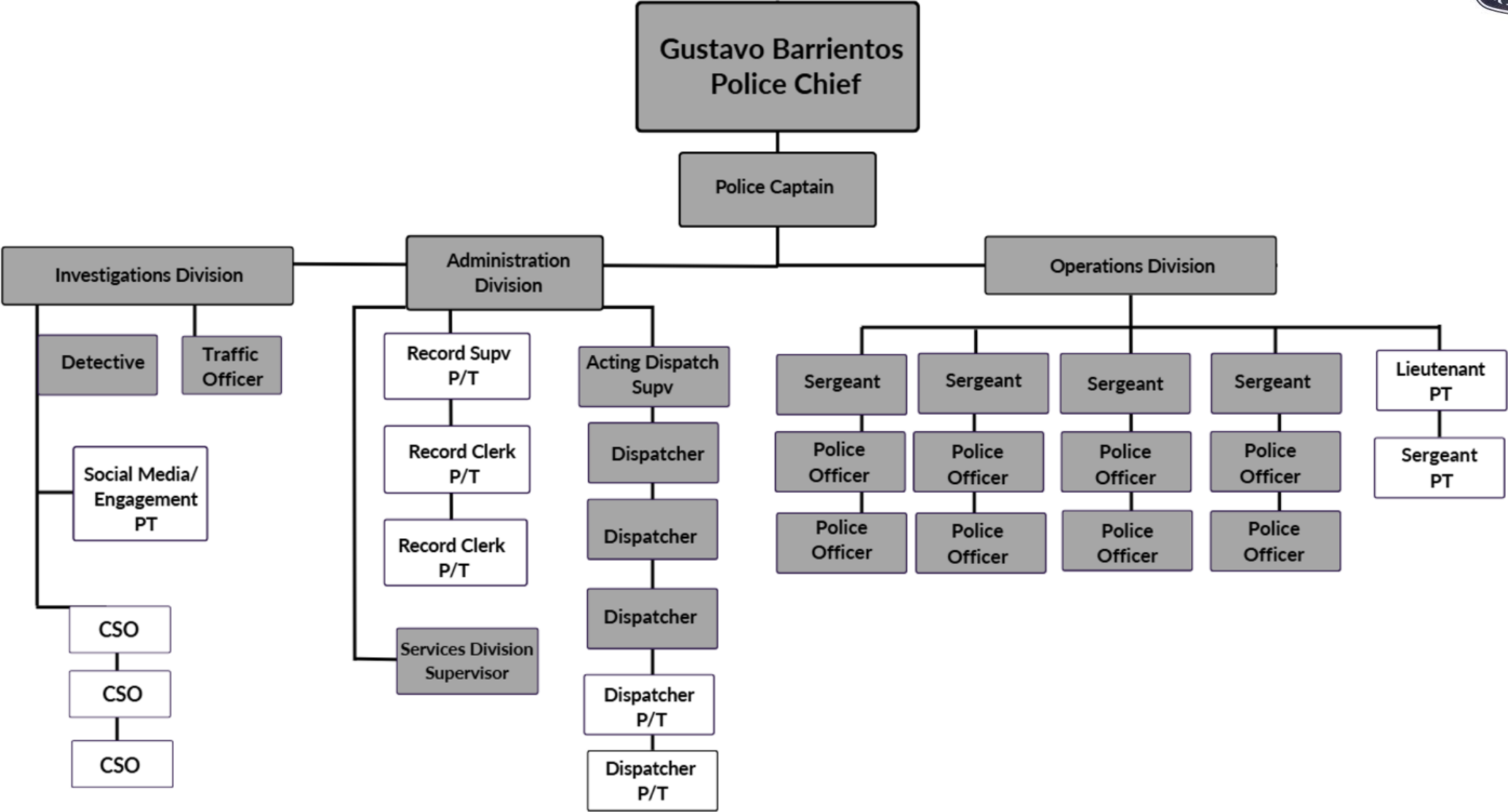




WHAT WE DO

The Sierra Madre Police Department is dedicated to professionalism and service. We act in the interest of justice and the well-being of our community by providing professional, compassionate, and responsive law enforcement services

POLICE DEPARTMENT ORG CHART





FY 2026 KEY ACCOMPLISHMENTS

Enhanced Department Staffing

Strengthened hiring practices and recruitment efforts have led to the successful onboarding of highly qualified, experienced personnel, enhancing overall team effectiveness and service delivery.

Modernized Equipment

Continued investment in modern equipment replacement enhanced officer safety and effectiveness by acquiring updated PepperBall launchers, 40mm launchers, rifles, protective helmets, and improved lighting equipment.

Facility Enrichments

Improved operational efficiency, organization, employee wellness, and overall workplace functionality through upgraded lighting, ergonomic workspaces, improved storage solutions, and facility modernization.



FY 2026 KEY ACCOMPLISHMENTS

Expansion of Community Outreach

Expanded community outreach and collaboration opportunities for youth, residents, and local businesses through educational programs and engagement initiatives. Established the City's first Explorer Club in partnership with Greater Los Angeles Scouting America and launched the first Community Police Academy. Public safety education through participation and enhanced social media engagement.

Organization and Accountability Measures

Implemented across multiple divisions, including Investigations, Patrol, Dispatch, Records, and supervisory staff, resulting in more structured processes and improved workflow efficiency. Focused on increased auditing and compliance measures, ensuring greater accountability and adherence to department standards and procedures.

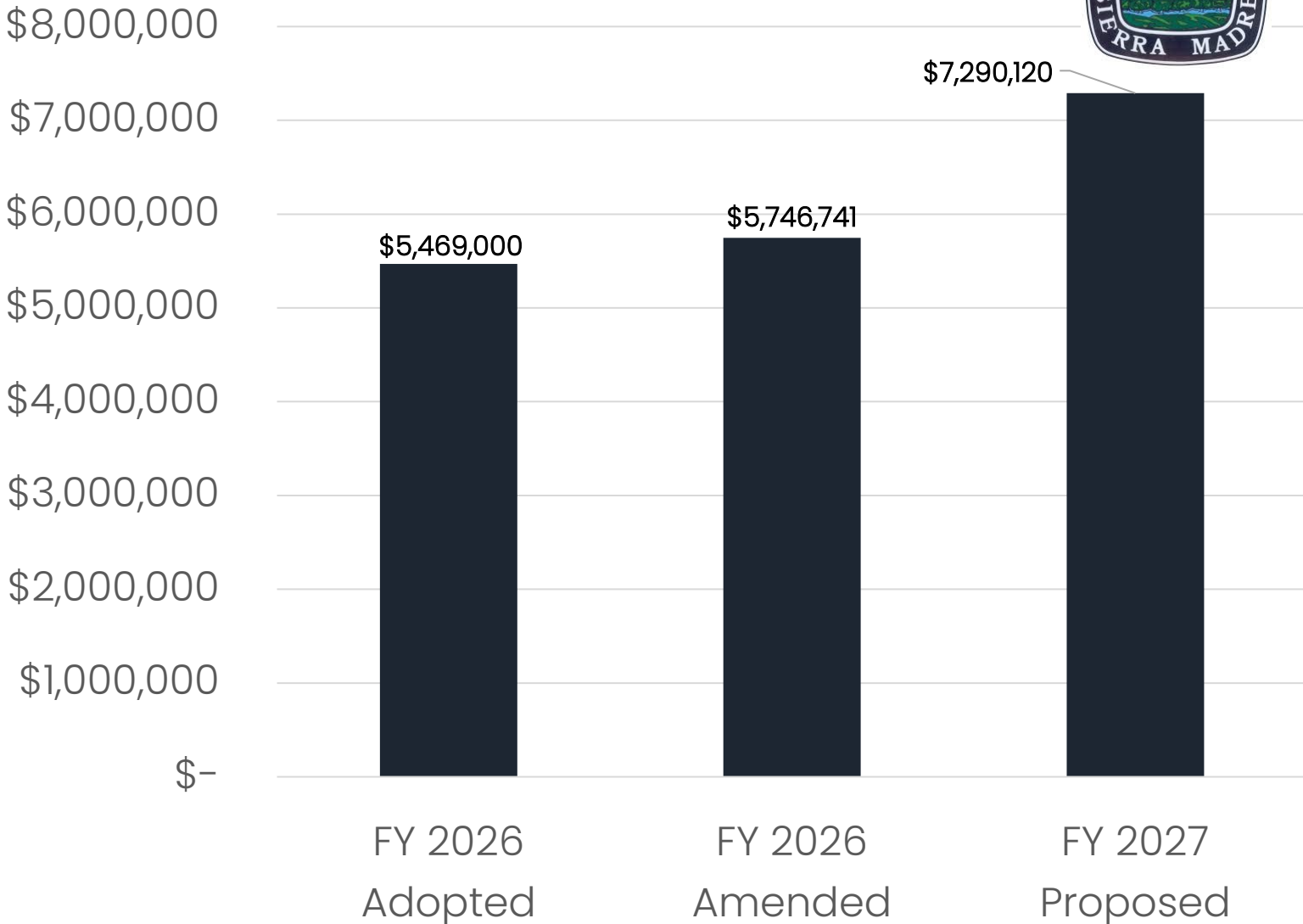


FY 2027 PROPOSED POLICE DEPARTMENT OPERATING BUDGET





EXPENDITURE BUDGET





8.5%

The Police Department anticipates a nearly 8.5% increase in expenditures driven by new equipment purchases, service enhancements like PUSD Crossing Guards MOU and SGVCOG Bear Management Program, and increased cost of services like Pasadena Humane Society.

Additionally, in FY 2027, department budgets are now carrying their fully-allocated costs of central services; however these figures are not of allocated charges.



FY 2027 POLICE DEPT WORK PLAN

Risk Management & Internal Controls

Accountability, compliance, and operational police operations focused on professionalism and service.


Continued proactive policing strategies.

Transparency

Enhance the City's public image through expanded social media and website content, reports, and data.

Public Information

Provide crime stats and real-time public safety updates, bulletins, and traffic initiatives.





BUDGET ENHANCEMENTS

Less Lethal Equipment Replacement: Tasers – (\$125,000)

This implementation will support secure authentication to Microsoft 365 for City Hall and Police staff. This initiative aligns with FBI Criminal Justice Information Services (CJIS) Security Policy requirements, including multi-factor authentication, access control, and audit logging for systems that may handle sensitive law enforcement data via email and collaboration tools

Replacement Police Firearm Ownership – (\$35,000)

Discounted purchase program, providing modern and reliable equipment that improves accuracy, safety, and long-term operational efficiency through individual ownership

SGVCOG Bear Management Program - (\$25,000)

A California Fish and Wildlife biologist will track, monitor, and respond to bear activity assigned to the foothill area.



BUDGET ENHANCEMENT SUMMARY

ITEM	ONE-TIME	ONGOING	TOTAL
Taser Replacement Program	\$125,000	-	\$125,000
Firearm Replacement Program	\$35,000	-	\$35,000
SGVCOG Bear Management Program		\$25,000	\$25,000
TOTAL	\$160,000	\$25,000	\$185,000



STRATEGIC PLAN CORRELATION

Public Safety Objective: Maintain a Safe and Secure Community

Goal 2- Enhance and Provide a Mechanism to Maintain Excellent Police Service

- PS 2.1: Optimal Staffing
- PS 2.3: Properly Equip the Police Department

Community Enrichment Objective: Promote Unparalleled Quality of Life with an Engaged and Collaborative Culture

Goal 2: Improve Communication & Collaboration

CE 2.1/ 2.3: Information Hub and Collaboration





QUESTIONS

Gustavo Barrientos, Chief of Police
Vernoica Saucedo, Police Captain



Police Department Budget Reconciliation

	Positions (FTE)	Expenditures	Revenues	Net
<i>FY 25-26 Adopted Budget</i>	23.00	\$ 5,469,000	\$ -	\$ 5,469,000
Base Adjustments				
<i>One-Time Prior Year Expenditures and Revenues Deleted</i>				
United Tactical Systems, LLC (Pepperball)		\$ (7,900)	\$ -	\$ (7,900)
Power's Office Furniture		\$ (6,500)	\$ -	\$ (6,500)
One-Time Prior Year Expenditures and Revenues		\$ (14,400)	\$ -	\$ (14,400)
Adjustments to Costs of Ongoing Activities				
Salary and Benefit Adjustment		\$ 268,399	\$ -	\$ 268,399
Allocated Charges		\$ 1,356,421	\$ -	\$ 1,356,421
Booking Charges		\$ (5,000)	\$ -	\$ (5,000)
Pasadena Humane Society Contract Increase		\$ 5,700	\$ -	\$ 5,700
PUSD Crossing Guard Services MOU		\$ 25,000	\$ -	\$ 25,000
Adjustments to Costs of Ongoing Activities	0.00	\$ 1,650,520	\$ -	\$ 1,650,520
<i>Total FY 26-27 Base Budget</i>	23.00	\$ 7,105,120	\$ -	\$ 7,105,120
Budget Enhancements				
Firearm Replacement Program		\$ 35,000	\$ 35,000	\$ -
SGVCOG Regional Bear Management Program		\$ 25,000	\$ -	\$ 25,000
Taser Replacement Program		\$ 125,000	\$ 125,000	\$ -
Total Budget Enhancements	0.00	\$ 185,000	\$ 160,000	\$ 25,000
<i>Total FY 26-27 Proposed Budget</i>	23.00	\$ 7,290,120	\$ 160,000	\$ 7,130,120



SIERRA MADRE FIRE DEPARTMENT

FY 2027 PROPOSED OPERATING BUDGET

Brent Bartlett, Fire Chief





WHAT WE DO

VISION

The Sierra Madre Fire Department is dedicated to remaining a progressive, cost-effective, and innovative fire department that ensures a safe and inclusive environment for our community through exceptional customer service.



WHAT WE DO

MISSION

The Sierra Madre Fire Department is committed to protecting life, property, and our environment through compassionate service.



WHAT WE DO

CORE VALUES

Honor – adhering to the highest standard, both morally and ethically.

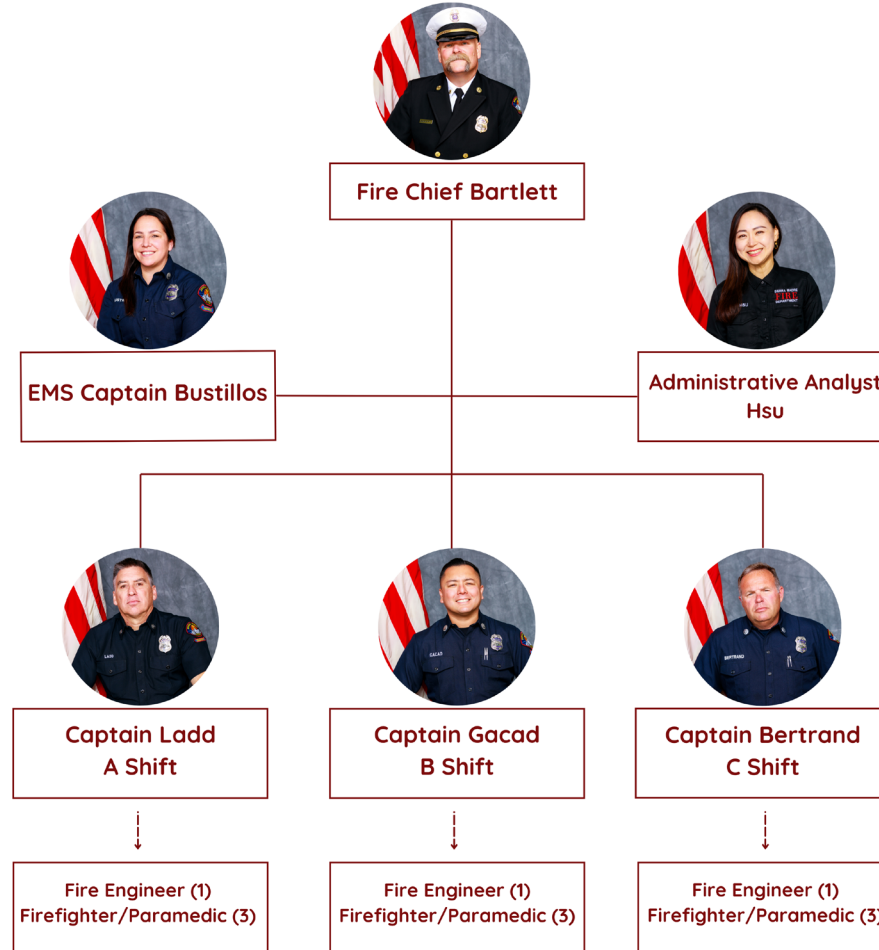
Integrity – based on trust and accountability through service.

Compassion – treating everyone with kindness and empathy.

Respect – to self and community, maintaining a department of teamwork and growth.



FIRE DEPARTMENT ORG CHART





FY 2026 KEY ACCOMPLISHMENTS

Paramedic Subscription Upgrade

Implement Family, Business and Modest Income Plan.

Building & Fire Code Adoption

The City adopted the 2025 editions of the Building & Fire Code, ensuring alignment with state-mandated construction, safety, and fire prevention standards.

2025 Local Hazard Mitigation Plan Adoption

The City adopted the 2025 Local Hazard Mitigation Plan (LHMP), updating the City's hazard assessment and mitigation strategies to maintain FEMA compliance and eligibility for future hazard mitigation funding opportunities.



FY 2026 KEY ACCOMPLISHMENTS

Red Flag Parking Prohibitions

Adopted and implemented updated Red Flag Alert Day parking regulations to improve emergency access, evacuation readiness, and public safety during wildfire and debris flow events in high-risk areas throughout the community.

Computer-Aided Dispatch (CAD) and Mobile Technology Upgrade

Implementation of the next-generation CentralSquare CAD system with First Due integration and standardized iPad deployment enhanced regional interoperability, real-time incident information sharing, and situational awareness for frontline fire and EMS personnel.



FY 2026 KEY ACCOMPLISHMENTS

Point-of-Care Ultrasound (POCUS) Polit Program

Successfully launched participation in Los Angeles County's prehospital Point-of-Care Ultrasound (POCUS) pilot program, positioning SMFD as one of only two agencies evaluating portable ultrasound technology to enhance patient assessment and evidence-based emergency medical care in the field.

Cardiac Arrest Outcomes

SMFD achieved exceptional 2025 cardiac arrest outcomes, including 100% Utstein Survival and survival rates that exceeded county, state, and national benchmarks, demonstrating the Department's commitment to high-quality emergency medical care.

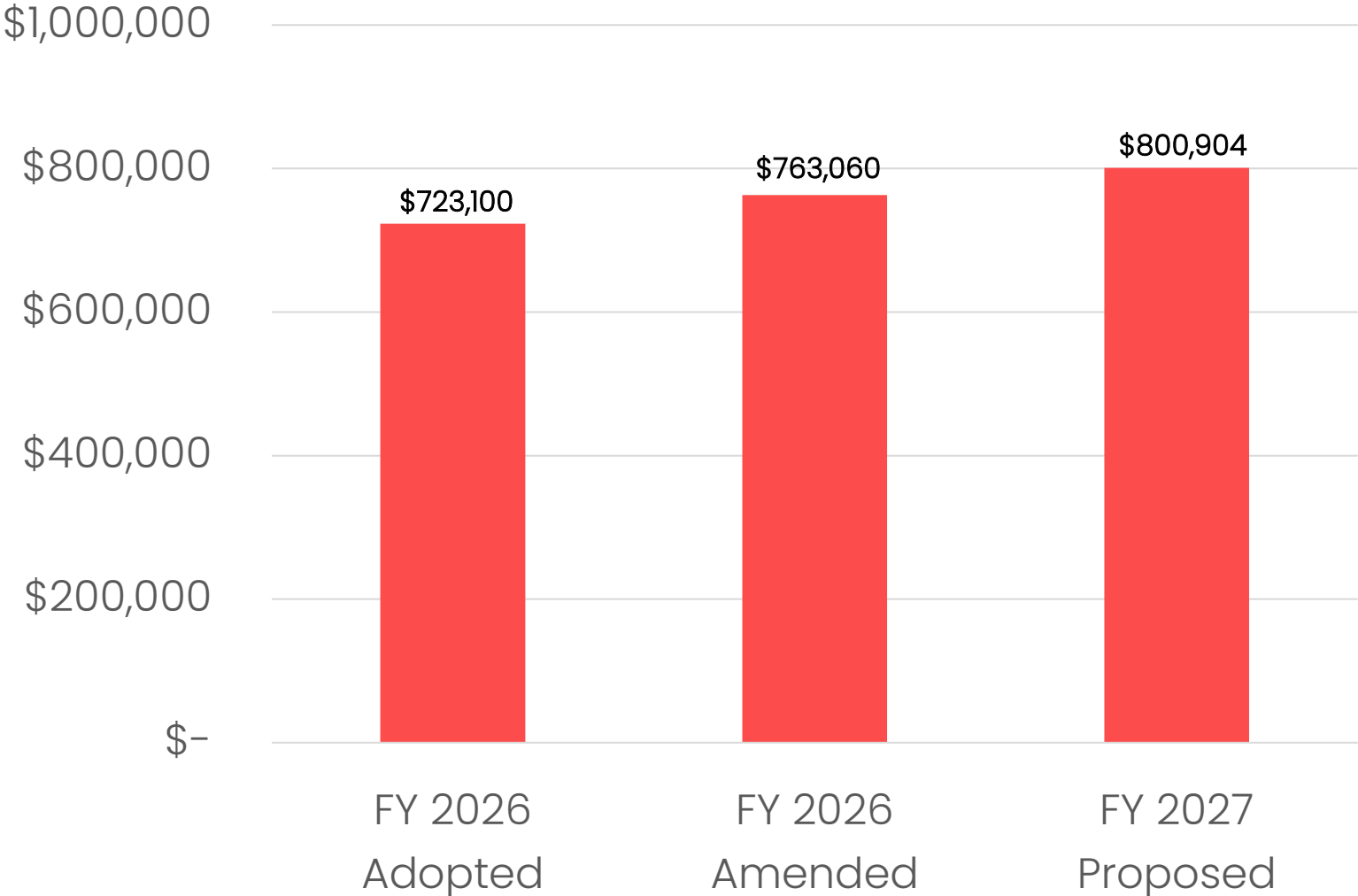


FY 2027 PROPOSED FIRE DEPARTMENT OPERATING BUDGET





REVENUE BUDGET

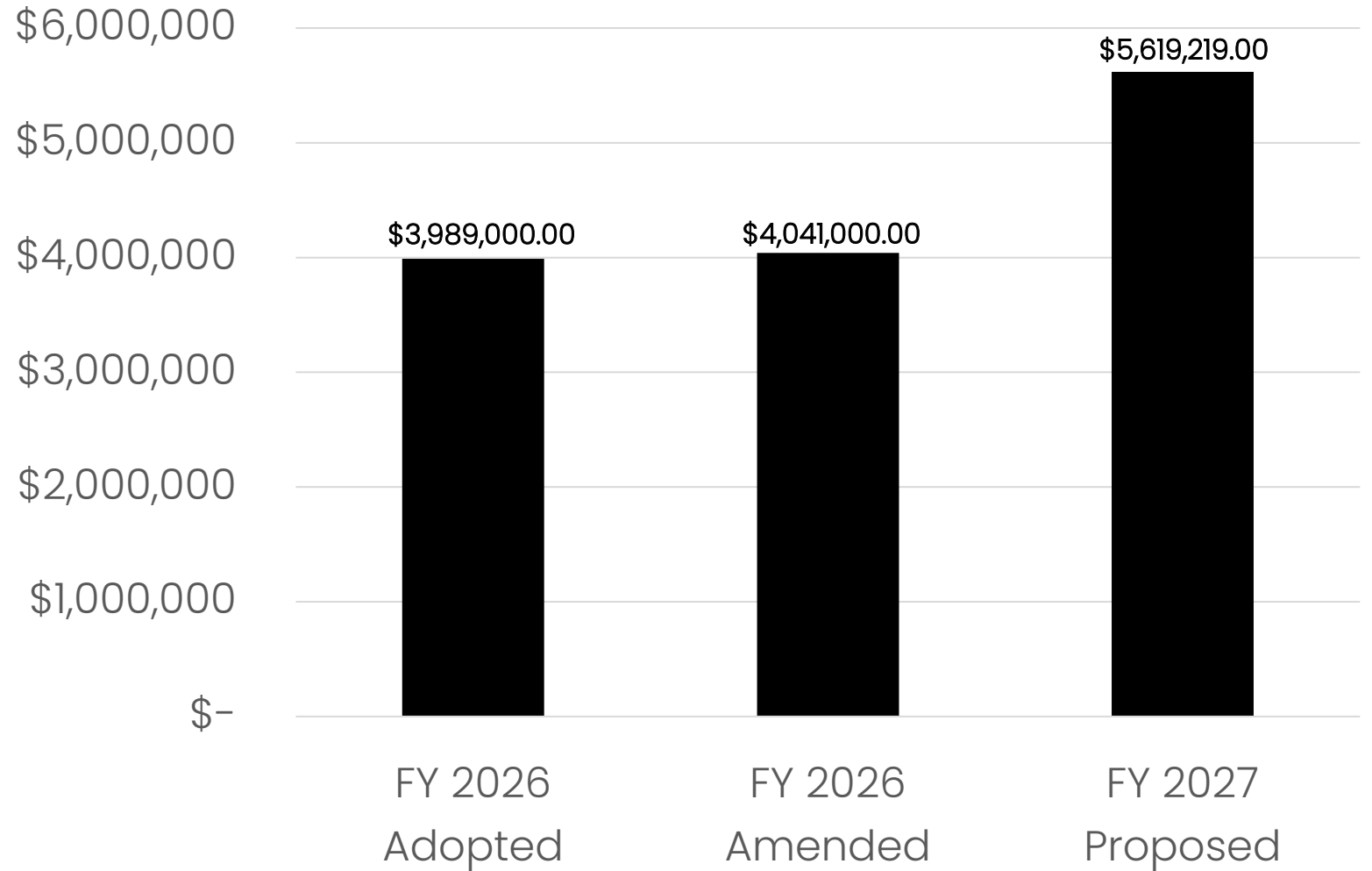




4.9%

Major revenue drivers for the Fire Department include emergency medical services (EMS) transport and billing revenue, Cal OES mutual aid reimbursements, fire prevention and permit-related cost recovery, and revenues generated through the Department's Paramedic Subscription Program. Additional revenue support is provided through the Department's Instructional Services Agreement (ISA) with Rio Hondo Community College for fire and EMS training activities, which helps offset training-related costs.

EXPENDITURE BUDGET





16.1%

The Fire Department anticipates a nearly 16% increase in expenditures driven by the addition of a full-time Deputy Fire Chief to strengthen leadership, fire prevention, and community risk reduction efforts; implementation of the First Due Records Management System (RMS) to improve operational efficiency and data management; deployment of an additional LUCAS mechanical CPR device to enhance advanced life support capabilities; and the phased transition to PFAS-free structural firefighting turnout gear to improve firefighter health and safety.

Additionally, in FY 2027, department budgets are now carrying their fully-allocated costs of central services; however, these figures are net of allocated charges.




FY 2027 SIERRA MADRE FIRE DEPT WORK PLAN

Deputy Fire Chief

Add a full-time Deputy Fire Chief position to strengthen leadership, improve operations and fire prevention efforts, and support growing departmental needs.

Fire Prevention Enhancement

Strengthen fire prevention efforts through increased inspections, defensible space enforcement, and community risk reduction activities by utilizing additional staffing support from the new Deputy Fire Chief position.






FY 2027 SIERRA MADRE FIRE DEPT WORK PLAN

Grant Funding for Mitigation

Pursue and secure grant funding opportunities to support the development of a Community Wildfire Protection Plan (CWPP) and other wildfire mitigation, vegetation management, and community risk reduction projects.

Community Service Enhancement

Enhance emergency response, fire prevention, and community outreach efforts through improved technology, training, staffing, and operational efficiency to provide a higher level of service and public safety to the Sierra Madre community.





BUDGET ENHANCEMENTS

Add 1.0 FTE Deputy Fire Chief – (\$277,848)

Funding for the 1.0 FTE Deputy Fire Chief position will allow SMFD to implement and expand fire prevention, defensible space, and community risk reduction programs, while supporting expanded cost recovery opportunities through permit processing, inspections, and related fire prevention activities. The position will also serve as second-in-command of the department, create succession planning opportunities, and provide for continuity of services.

Records Management System (RMS): First Due – (\$15,784)

Implement the First Due cloud-based Records Management System (RMS) to consolidate incident reporting, scheduling, training records, patient care reporting, fire prevention tracking, and asset management into a single integrated platform. This initiative will improve operational efficiency, streamline workflows, enhance data accuracy and reporting capabilities, and support data-driven decision-making through real-time and AI-enabled system functions.



BUDGET ENHANCEMENTS

Personal Protective Equipment (PPE) Upgrade – (\$155,000)

The Fire Department will begin transitioning to PFAS-free structural firefighting turnout gear to enhance firefighter health and safety, reduce long-term exposure to hazardous chemicals, and maintain compliance with evolving occupational safety and industry standards. This one-time expenditure is offset by \$125,000 contribution from the Toll Bros. Development Agreement.

Lund University Cardiopulmonary Assist System (LUCAS) Device Expansion – (\$25,000)

Purchase and deploy a second Lucas Device mechanical CPR system for Paramedic Engine 41 to improve cardiac arrest response capabilities, provide consistent high-quality chest compressions during resuscitation efforts, enhance firefighter safety, and allow personnel to perform additional critical life-saving interventions during emergency medical incidents.



BUDGET ENHANCEMENT SUMMARY

ITEM	ONE-TIME	ONGOING	TOTAL
Deputy Fire Chief		\$277,848	\$277,848
Personal Protective Equipment (PPE)- PFAS-Free Turnout Gear	\$155,000		\$155,000
Records Management System (RMS)- First Due		\$21,510	\$21,510
Lund University Cardiopulmonary Assist System(LUCAS) Device	\$25,000		\$25,000
TOTAL	\$180,000	\$299,358	\$479,358



STRATEGIC PLAN CORRELATION

The FY 2027 Fire Department Work Plan and proposed budget enhancements directly support the City of Sierra Madre Strategic Plan by advancing Organizational Sustainability, Public Safety, Innovation, and Environmental Responsibility initiatives.



QUESTIONS

Brent Bartlett, Fire Chief



Fire Department Budget Reconciliation

	Positions (FTE)	Expenditures	Revenues	Net
FY 25-26 Adopted Budget	18.00	\$ 3,989,000	\$ 763,060	\$ 3,225,940
Base Adjustments				
<i>One-Time Prior Year Expenditures and Revenues Deleted</i>				
N/A				
One-Time Prior Year Expenditures and Revenues	0.00	\$ -	\$ -	\$ -
Adjustments to Costs of Ongoing Activities				
Salary and Benefit Adjustment		\$ 149,949	\$ -	\$ 149,949
Allocated Charges		\$ 984,521	\$ -	\$ 984,521
Professional Services (Service Level Adjustments)		\$ (8,473)	\$ -	\$ (8,473)
Equipment Maintenance		\$ 1,175	\$ -	\$ 1,175
Services from Other Agencies (PPGEMT Increase)		\$ 21,125	\$ -	\$ 21,125
Arcadia Paramedic Subscription Program Cost Adjustment		\$ (9,125)	\$ -	\$ (9,125)
Contract Services (Contractual Increases)		\$ 824	\$ -	\$ 824
Employee Training		\$ 2,750	\$ -	\$ 2,750
Safety Equipment & Supplies		\$ 1,000	\$ -	\$ 1,000
Uniforms Cost Adjustment		\$ (500)	\$ -	\$ (500)
Conference & Meeting Adjustment		\$ (1,550)	\$ -	\$ (1,550)
Other Purchased Supplies		\$ 700	\$ -	\$ 700
Safety Equipment & Supplies		\$ (3,165)	\$ -	\$ (3,165)
Building Improvements		\$ 1,630	\$ -	\$ 1,630
Other Purchased Supplies (Donation Funding)		\$ 10,000	\$ -	\$ 10,000
Revenue Increase EMS Transports/Billing		\$ -	\$ 36,395	\$ (36,395)
Revenue Increase Paramedic Subscription Program		\$ -	\$ 1,449	\$ (1,449)
Adjustments to Costs of Ongoing Activities	0.00	\$ 1,150,861	\$ 37,844	\$ 1,113,017
Total FY 26-27 Base Budget	18.00	\$ 5,139,861	\$ 800,904	\$ 4,338,957
Budget Enhancements				
Add 1.0 FTE Deputy Fire Chief	1.00	\$ 277,848	\$ -	\$ 277,848
Records Management System (RMS) - First Due		\$ 21,510	\$ -	\$ 21,510
Personal Protective Equipment (PPE) - PFAS-Free Turnout Gear		\$ 155,000	\$ 125,000	\$ 30,000
Lucas Device (Lund University Cardiopulmonary Assist System)		\$ 25,000	\$ -	\$ 25,000
Total Budget Enhancements	1.00	\$ 479,358	\$ 125,000	\$ 354,358
Total FY 26-27 Proposed Budget	19.00	\$ 5,619,219	\$ 925,904	\$ 4,693,315



|

PUBLIC WORKS DEPARTMENT

FY 2027 PROPOSED OPERATING BUDGET

Brian A Dickinson, Public Works Director





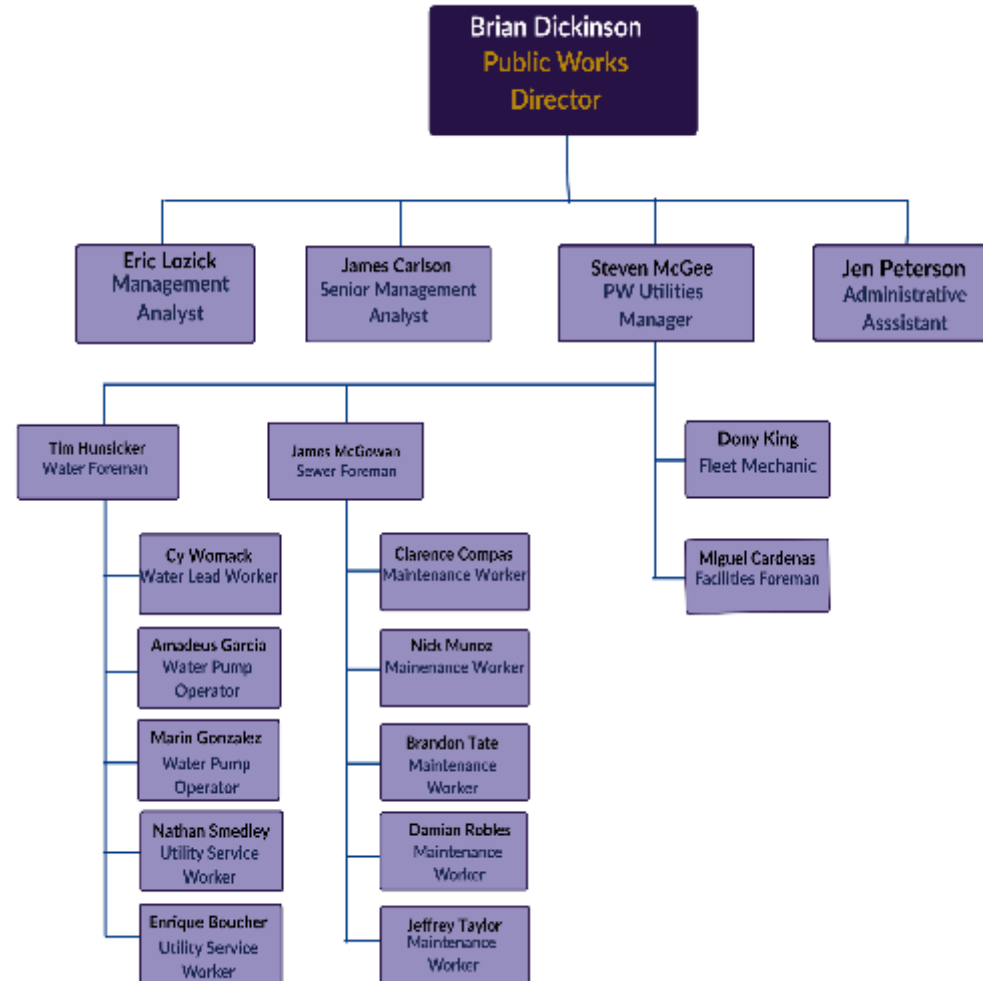
WHAT WE DO

The Public Works Department is dedicated to delivering high-quality, reliable, and equitable services to the community. The Department is committed to maintaining and enhancing infrastructure assets, promoting water-use efficiency, ensuring regulatory compliance, and supporting public health, economic vitality, and overall community well-being.

The Department's scope of responsibility includes the maintenance and operation of streets, storm drain systems, City buildings and facilities, oversight of park and landscape contracts, management of City-owned trees, water and wastewater utilities, and the City's vehicle and equipment fleet. PW also administers and supports multiple state and federal environmental compliance programs, including stormwater and air quality regulations, landfill diversion requirements, and enforcement of local wildlife and tree protection codes.



PUBLIC WORKS DEPARTMENT ORG CHART





FY 2026 KEY MAINTENANCE DIVISION ACCOMPLISHMENTS

Yucca Debris Secondary Structure

Street crews constructed secondary diversion in support of the primary structure

Potholes Repaired

Repaired 128 potholes throughout the city

Yucca Debris Basin Cleaning

The Department contracted for the removal of collected debris behind the debris basin structure.

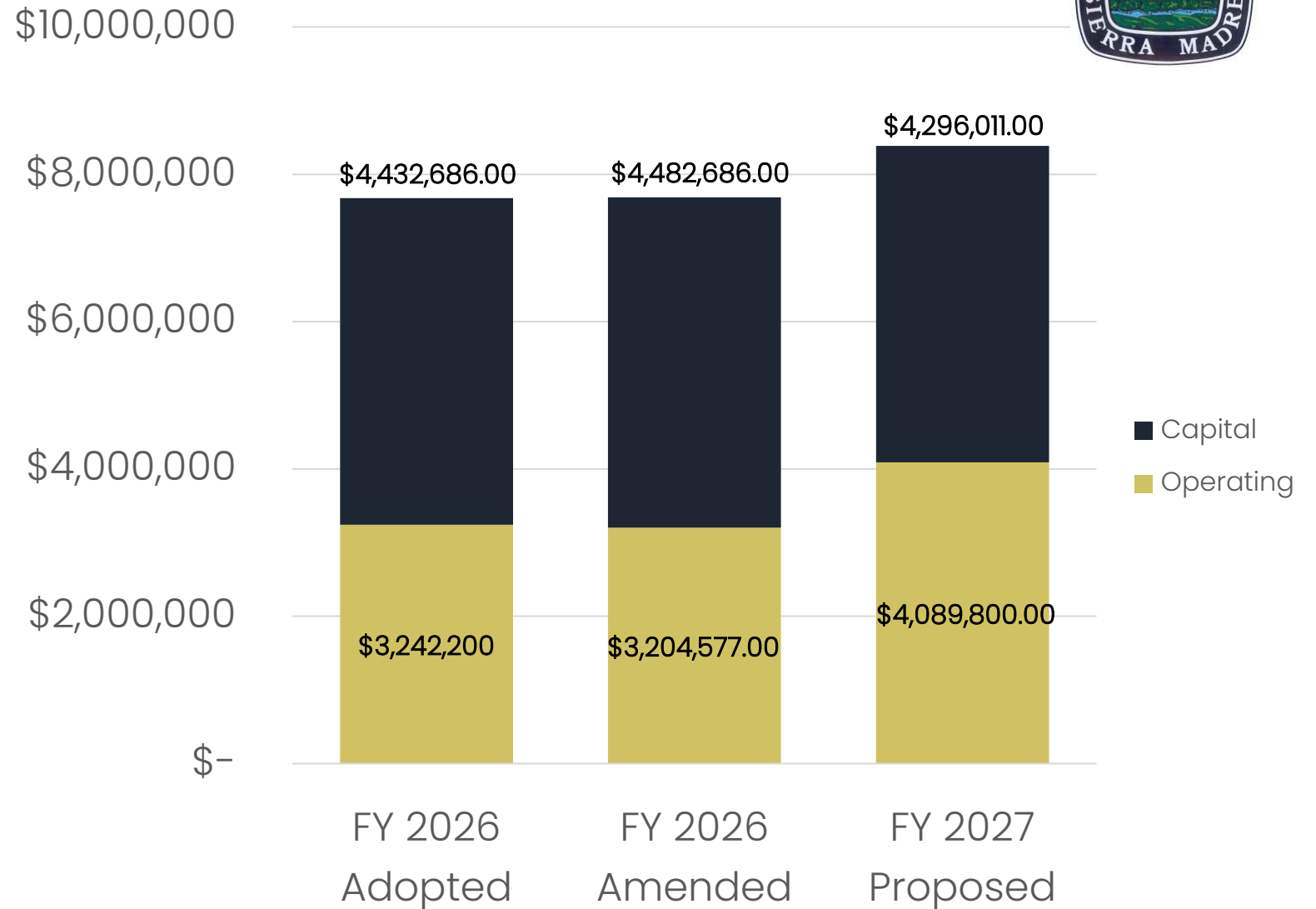


FY 2027 PROPOSED PUBLIC WORKS OPERATING BUDGET





PUBLIC WORKS OPERATIONS/ MAINTENANCE EXPENDITURE BUDGET





1.2%

The FY 2027 expenditure increases are primarily driven by infrastructure planning studies, asset management technology implementation, and equipment investments intended to improve long-term operational efficiency, infrastructure reliability, and capital improvement planning. Additional increases reflect inflationary impacts to materials, fuel, maintenance, and contracted services citywide.

The City is addressing deferred infrastructure planning, and operational modernization needs that accumulated over multiple years. This is a modest increase over FY 2026 and the 1.2% increase is net of allocated charges.



FY 2027 PUBLIC WORKS WORK PLAN

Pavement Management Plan Update

The Department will be having a Pavement Management Plan update prepared, which will evaluate and rate the current PCI index.

GIS/Asset Management Software

The Department will be implementing the GIS/Asset management Software, which will provide efficiency in work order processing, asset management and citizen service requests.

Public Safety Building/ City Hall Generator

The Department will manage the installation of a new emergency standby Generator for the Public Safety and City Hall buildings.





BUDGET ENHANCEMENTS

Pavement Management Plan – \$50,000

Pavement Management Plan update, which includes an updated evaluation and analysis of the City's road network and an updated PCI index for each street segment. This will aid staff in evaluating and planning the Streets CIP rehabilitation/replacement Plan.

Special Event Equipment – \$58,900

Purchase of an updated equipment for special events including k-rail, parade barricades and traffic control devices. Funding for this purchase is provided by the Sierra Madre Community Foundation Fund balance.

Sidewalk Repairs – \$100,000

Use of on-call sidewalk repair maintenance services to address deferred sidewalk maintenance.



BUDGET ENHANCEMENT SUMMARY

ITEM	ONE-TIME	ONGOING	TOTAL
Pavement Management Plan Update	\$50,000	-	\$50,000
Special Event Equipment	\$58,900	-	\$58,900
Sidewalk Repair Services	\$100,000	-	\$100,000
TOTAL	\$218,900		\$218,900



FY 2027 PROPOSED WATER DIVISION OPERATING BUDGET





FY 2026 KEY WATER DIVISION ACCOMPLISHMENTS

425 Distribution Leaks Repaired

Staff responded to and repaired 425 system leaks throughout the City.

250 Meters Replaced

Replaced 250 aging meters throughout the City.

380 System Valves Exercised

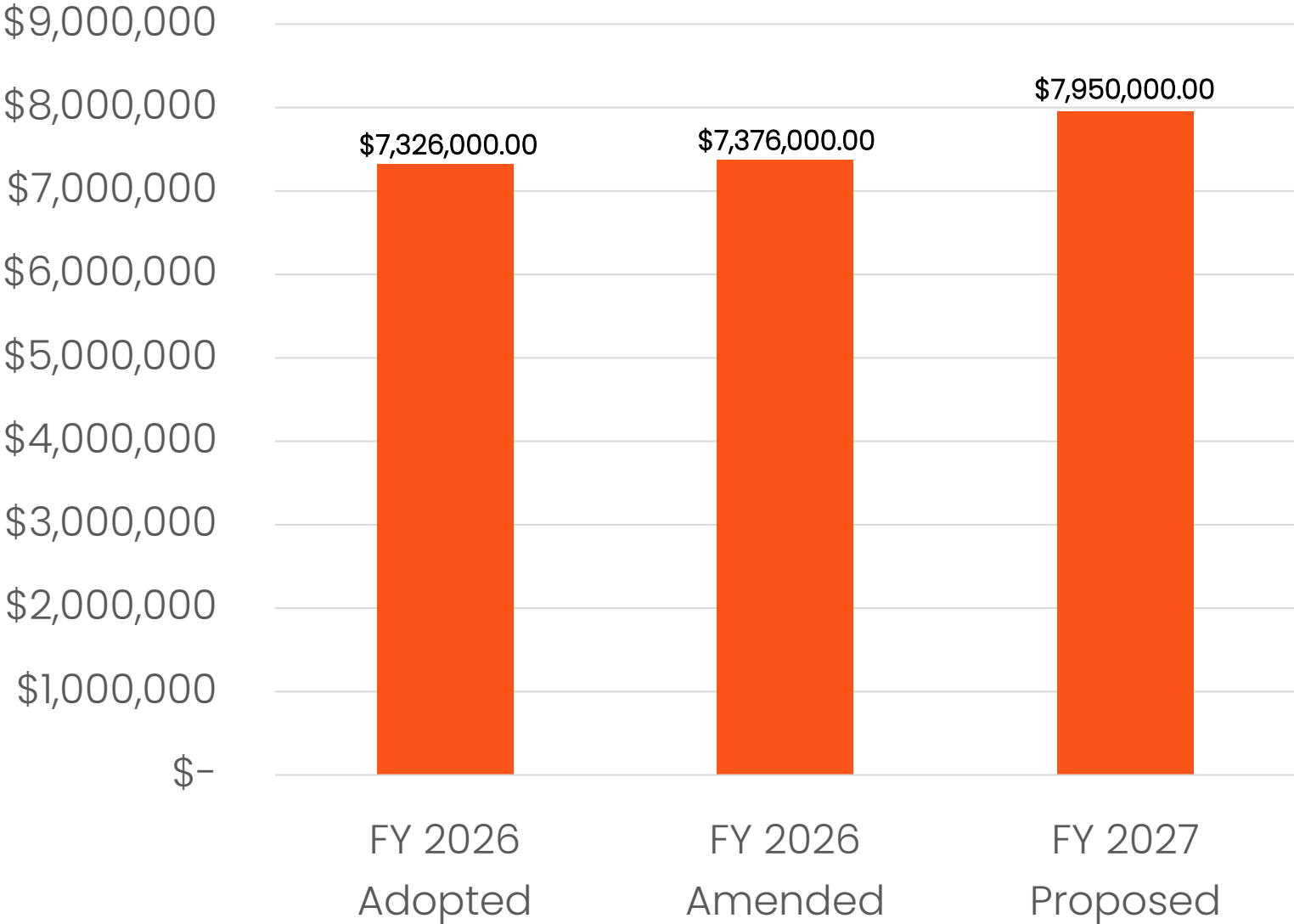
Exercised system valves as annual maintenance.

1,350 Acre Feet of Imported Water

Through MWD connection City imported recharge water.



WATER REVENUE BUDGET



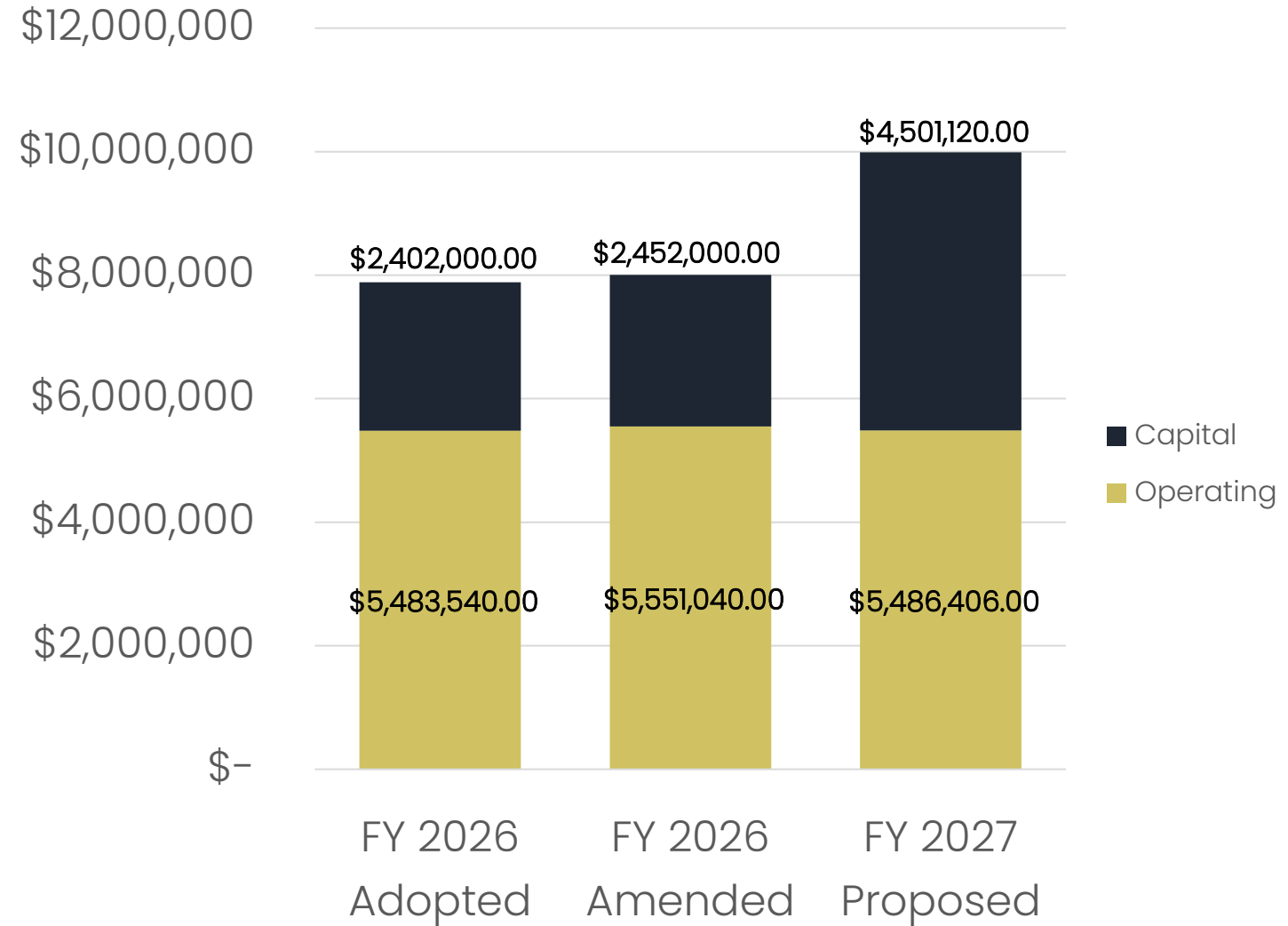


8.5%

Water Enterprise Fund revenue is primarily generated through water service charges and related customer fees. These revenues support water system operations, production, distribution, maintenance, regulatory compliance, infrastructure repair, and long-term capital needs necessary to maintain reliable water service



WATER EXPENDITURE BUDGET





12.9%

Water Enterprise Fund expenditures are proposed to increase by approximately \$2.1, or nearly 13.0%, compared to the FY 2026 adopted budget. The increase reflects planned water system operating and infrastructure costs, including maintenance, regulatory compliance, equipment needs, utilities, contracted services, and ongoing investments necessary to support reliable water production, distribution, and long-term system sustainability.

This figure is net of allocated charges to the Water Fund.



FY 2027 WATER DIVISION WORK PLAN

Well 4 Rehabilitation

Rehabilitation and improvement of Well 4 to maintain reliability, efficiency, and long-term groundwater production capacity. Improvements will help ensure continued delivery of safe and dependable water service to the community while extending the operational life of critical infrastructure.

Mainline/Infrastructure Rehabilitation

Continuing replacement of aging water infrastructure throughout the City. Improvements are intended to enhance system reliability, reduce water loss, improve service delivery, and proactively address deteriorating infrastructure before failures occur.

Water System Master Plan & Hydraulic Model Update

The Water System Master Plan Update provides a comprehensive evaluation of the City's water system and establishes a long-term strategy for infrastructure investment, operational efficiency, and future system needs. The plan serves as a roadmap for prioritizing capital improvements and maintaining reliable water service.



BUDGET ENHANCEMENTS



Water System Master Plan – \$150,000

The Water System Master Plan and Hydraulic Model Update will evaluate the water system and identify future Capital Improvement Projects. This will also develop a new Water System Hydraulic Model that simulates the Water System's operation and aids in its evaluation.

New Safety Equipment – \$6,000

Purchase of safety equipment for field crews




BUDGET ENHANCEMENT SUMMARY

ITEM	ONE-TIME	ONGOING	TOTAL
Water System Master Plan Update	\$150,000	-	\$150,000
Safety Equipment	\$6,000	-	\$8,000
TOTAL	\$156,000	-	\$156,000



FY 2027 PROPOSED SEWER DIVISION OPERATING BUDGET





FY 2026 KEY SEWER DIVISION ACCOMPLISHMENTS

360 Hydrants Flushed

Flushed system fire hydrants as part of annual water quality maintenance.

85,000 Feet of Sewer Mainline Cleaned

Sewer mainline cleaned as part of annual preventative maintenance.

20,000 Ft of Sewer CCTV inspection

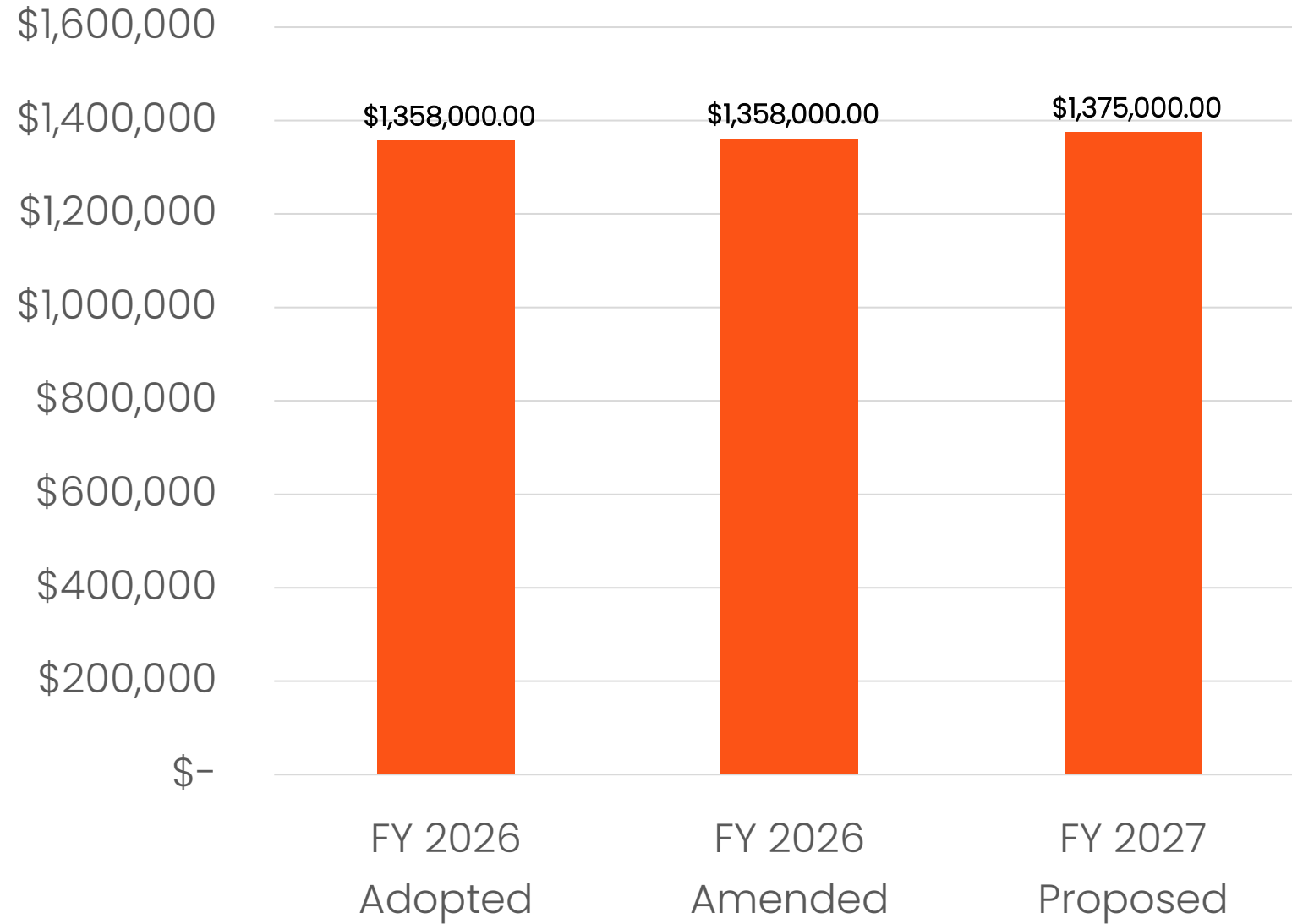
Camera inspection for records and repairs.

200 Manhole Inspections

Manhole inspections to assess condition, safety, and function.



SEWER REVENUE BUDGET



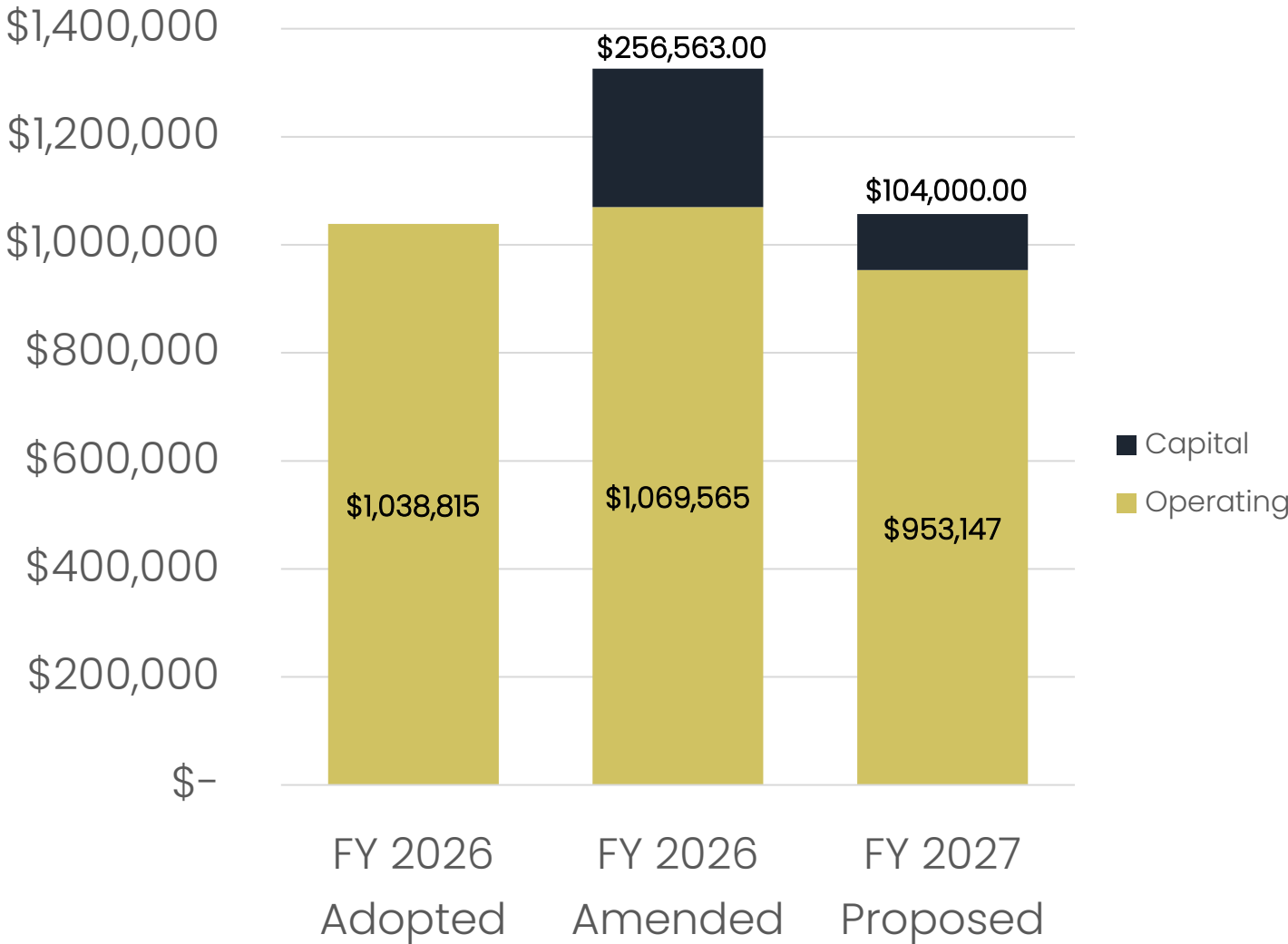


1.3%

Sewer revenue is primarily generated through sewer service charges and related user fees. These revenues support the operation, maintenance, rehabilitation, and regulatory compliance of the City's wastewater collection system, including ongoing system upkeep and infrastructure needs.



SEWER EXPENDITURE BUDGET



BUDGET ENHANCEMENTS



Sewer System Master Plan – \$150,000

The Sewer System Master Plan and Hydraulic Model Update will evaluate the sewer system and identify future Capital Improvement Projects. This will also develop a new Sewer System Hydraulic Model that simulates the system's operation and aids in its evaluation.



BUDGET ENHANCEMENT SUMMARY

ITEM	ONE-TIME	ONGOING	TOTAL
Sewer System Master Plan Update	\$150,000	-	\$150,000
TOTAL	\$150,000	-	\$150,000



—

-1.9%

The proposed expenditures decrease by approximately \$19,00, or 1.9%, compared to the FY 2026 adopted budget. The decrease is primarily driven by adjustments to overhead cost structures; however, the Sewer Fund is supporting a \$100K in maintenance improvement in the sewer system.

This figure is net of allocated charges to the Sewer Fund.



FY 2027 SEWER DIVISION WORK PLAN

Sewer System Master Plan & Hydraulic Model Update

The Sewer System Master Plan evaluates the condition, capacity, and long-term needs of the City's wastewater collection system. The study identifies critical infrastructure improvements and establishes a prioritized framework to support system reliability, and future maintenance planning.

Infrastructure Maintenance and Rehabilitation

Continuing replacement of aging water infrastructure throughout the City. Improvements are intended to enhance system reliability, reduce water loss, improve service delivery, and proactively address deteriorating infrastructure before failures occur.

CCTV Inspection of Sewer Infrastructure

The Water System Master Plan Update provides a comprehensive evaluation of the City's water system and establishes a long-term strategy for infrastructure investment, operational efficiency, and future system needs. The plan serves as a roadmap for prioritizing capital improvements and maintaining reliable water service.





STRATEGIC PLAN CORRELATION

—



QUESTIONS



Brian A Dickinson, Public Works Director

Public Works Maintenance Division Budget Reconciliation - General Fund, Internal Services & Special Revenue

	<u>Positions (FTE)</u>	<u>Expenditures</u>	<u>Revenues</u>	<u>Net</u>
<i>FY 25-26 Adopted Budget</i>	9.00	\$ 7,674,886	\$ -	\$ 7,674,886
Base Adjustments				
<i>One-Time Prior Year Expenditures and Revenues Deleted</i>				
Landscape & Lighting District Parking Lot Pavement		\$ (57,000)	\$ -	\$ (57,000)
Uncategorized Capital Improvement Projects		\$ (4,432,686)	\$ -	\$ (4,432,686)
One-Time Prior Year Expenditures and Revenues	0.00	\$ (4,489,686)	\$ -	\$ (4,489,686)
Adjustments to Costs of Ongoing Activities				
Salary and Benefit Adjustment		\$ (76,353)	\$ -	\$ (76,353)
Allocated Charges		\$ 617,428	\$ -	\$ 617,428
Utilities Charges		\$ 27,900	\$ -	\$ 27,900
Conferences & Meetings Adjustments		\$ 2,000	\$ -	\$ 2,000
Materials & Equipment Adjustments		\$ (37,000)	\$ -	\$ (37,000)
Other Purchased Supplies		\$ 7,050	\$ -	\$ 7,050
GIS Asset Management		\$ 25,000	\$ -	\$ 25,000
Tree Maintenance Services Increase		\$ 70,000	\$ -	\$ 70,000
Janitorial Services Adjustments		\$ 15,000	\$ -	\$ 15,000
Landscape Maintenance Adjustments		\$ 16,675	\$ -	\$ 16,675
Dial-A-Ride Service Elimination		\$ (400,000)	\$ -	\$ (400,000)
Enterprise Lease Payments		\$ 260,000	\$ -	\$ 260,000
Uber Transit Program Costs		\$ 168,000	\$ -	\$ 168,000
Capital Improvement Projects		\$ 4,296,011	\$ -	\$ 4,296,011
Adjustments to Costs of Ongoing Activities	0.00	\$ 4,991,711	\$ -	\$ 4,991,711
<i>Total FY 26-27 Base Budget</i>	9.00	\$ 8,176,911	\$ -	\$ 8,176,911
Budget Enhancements				
Pavement Management Plan Update		\$ 50,000	\$ -	\$ 50,000
Community Event Equipment Purchase		\$ 58,900	\$ -	\$ 58,900
Sidewalk Repair Services		\$ 100,000	\$ -	\$ 100,000
Total Budget Enhancements	0.00	\$ 208,900	\$ -	\$ 208,900
<i>Total FY 26-27 Proposed Budget</i>	9.00	\$ 8,385,811	\$ -	\$ 8,385,811

Public Works Sewer Division Budget Reconciliation - Sewer Fund

	Positions (FTE)	Expenditures	Revenues	Net
<i>FY 25-26 Adopted Budget</i>	1.00	\$ 1,038,815	\$ 1,358,000	\$ (319,185)
Base Adjustments				
<i>One-Time Prior Year Expenditures and Revenues Deleted</i>				
N/A				
One-Time Prior Year Expenditures and Revenues	0.00	\$ -	\$ -	\$ -
Adjustments to Costs of Ongoing Activities				
Salary and Benefit Adjustment		\$ (65,548)	\$ -	\$ (65,548)
Allocated Charges		\$ (37,589)	\$ -	\$ (37,589)
Reallocation of 0.30 FTE City Mechanic		\$ (68,031)	\$ -	\$ (68,031)
Revenue Adjustment		\$ -	\$ 17,000	\$ (17,000)
Reallocation of UAL Payment to Non-Departmental		\$ (14,000)	\$ -	\$ (14,000)
GIS Asset Management		\$ 25,000	\$ -	\$ 25,000
Professional Services Contract Adjustment		\$ (47,500)	\$ -	\$ (47,500)
Tools & Maintenance		\$ (5,000)	\$ -	\$ (5,000)
Legal Services Adjustment		\$ (23,000)	\$ -	\$ (23,000)
Capital Improvement Projects		\$ 104,000	\$ -	\$ 104,000
Adjustments to Costs of Ongoing Activities	0.00	\$ (131,668)	\$ 17,000	\$ (148,668)
<i>Total FY 26-27 Base Budget</i>	1.00	\$ 907,147	\$ 1,375,000	\$ (467,853)
Budget Enhancements				
Wastewater System Master Plan & Hydraulic Model update		\$ 150,000	\$ -	\$ 150,000
Total Budget Enhancements	0.00	\$ 150,000	\$ -	\$ 150,000
<i>Total FY 26-27 Proposed Budget</i>	1.00	\$ 1,057,147	\$ 1,375,000	\$ (317,853)

Public Works Water Division Budget Reconciliation - Water Fund

	Positions (FTE)	Expenditures	Revenues	Net
Prior Year Budget	9.00	\$ 7,885,540	\$ 7,376,000	\$ 509,540
Base Adjustments				
One-Time Prior Year Expenditures and Revenues Deleted				
Uncategorized Capital Improvement Projects		\$ (2,402,000)	\$ -	\$ (2,402,000)
One-Time Prior Year Expenditures and Revenues	0.00	\$ (2,402,000)	\$ -	\$ (2,402,000)
Adjustments to Costs of Ongoing Activities				
Salary & Benefit Adjustments		\$ (418,025)	\$ -	\$ (418,025)
Allocated Charges		\$ 1,081,991	\$ -	\$ 1,081,991
Revenue Adjustment		\$ -	\$ 609,000	\$ (609,000)
Reallocation of Debt Service Payment to Non-Departmental		\$ (674,000)	\$ -	\$ (674,000)
Reallocation of UAL Payment to Non-Departmental		\$ (158,000)	\$ -	\$ (158,000)
Legal Services Adjustment		\$ (28,800)	\$ -	\$ (28,800)
Utilities Charges		\$ 43,700	\$ -	\$ 43,700
Capital Improvement Projects		\$ 4,501,120	\$ -	\$ 4,501,120
Adjustments to Costs of Ongoing Activities	0.00	\$ 4,347,986	\$ 609,000	\$ 4,157,011
Total FY 26-27 Base Budget	9.00	\$ 9,831,526	\$ 7,985,000	\$ 2,264,551
Budget Enhancements				
Water System Master Plan & Hydraulic Model update		\$ 150,000	\$ -	\$ 150,000
Safety Equipment		\$ 6,000	\$ -	\$ 6,000
Total Budget Enhancements	0.00	\$ 156,000	\$ -	\$ 156,000
Total FY 26-27 Proposed Budget	9.00	\$ 9,987,526	\$ 7,985,000	\$ 2,420,551



FY 2027 – 2031 PROPOSED CAPITAL IMPROVEMENT PLAN

Brian A Dickinson, Public Works Director





WHAT IS A CAPITAL IMPROVEMENT PLAN

A multi-year plan that identifies specific capital projects and major equipment purchases and estimates their costs.

Serves as a working “blueprint” for developing, scheduling, and budgeting for major non-recurring physical investments for sustaining the community’s infrastructure.



FY 2026 COMPLETED CIP PROJECTS

Library Meaningful Improvement Project

Completed the expansion and renovation of the Library, providing a focal point for residents to utilize and enjoy for knowledge enhancement.

Mariposa & Auburn Parking Lot Resurfacing

Slurry-sealing and striping of the Mariposa and Auburn parking lots to preserve and extend the useful life cycle.

Woodland Drive Water Main & Repaving

Initiated in 2025, the Woodland Drive mainline project expanded in FY 2026 to include an emergency relocation of the bridge water main and final repaving of the roadway. After a winter storm severely damaged the existing low-pressure line, a newly engineered pipeline was installed alongside the bridge, restoring the Zone 2 water connection, mitigating future storm risk, and concluding with a fully rehabilitated street surface.



FY 2027-2031 PROPOSED CIP





HOW ARE CAPITAL PROJECTS PRIORITIZED

Due to limited capital resources, the city prioritizes funded, recurring projects like streets or water main replacements.

The City Manager recommends that the City Council consider development of a capital project prioritization policy.



FY 2027 CAPITAL PROJECT PROCESS

Design


A Task Order will be issued to one of the City's On-Call Engineering Firms requesting a design of the specified project.

Bid

When Plans are completed the City will advertise for Bids through the Planetbids online portal. Of bids received, the lowest responsive and responsible bidder will be recommended for contract.

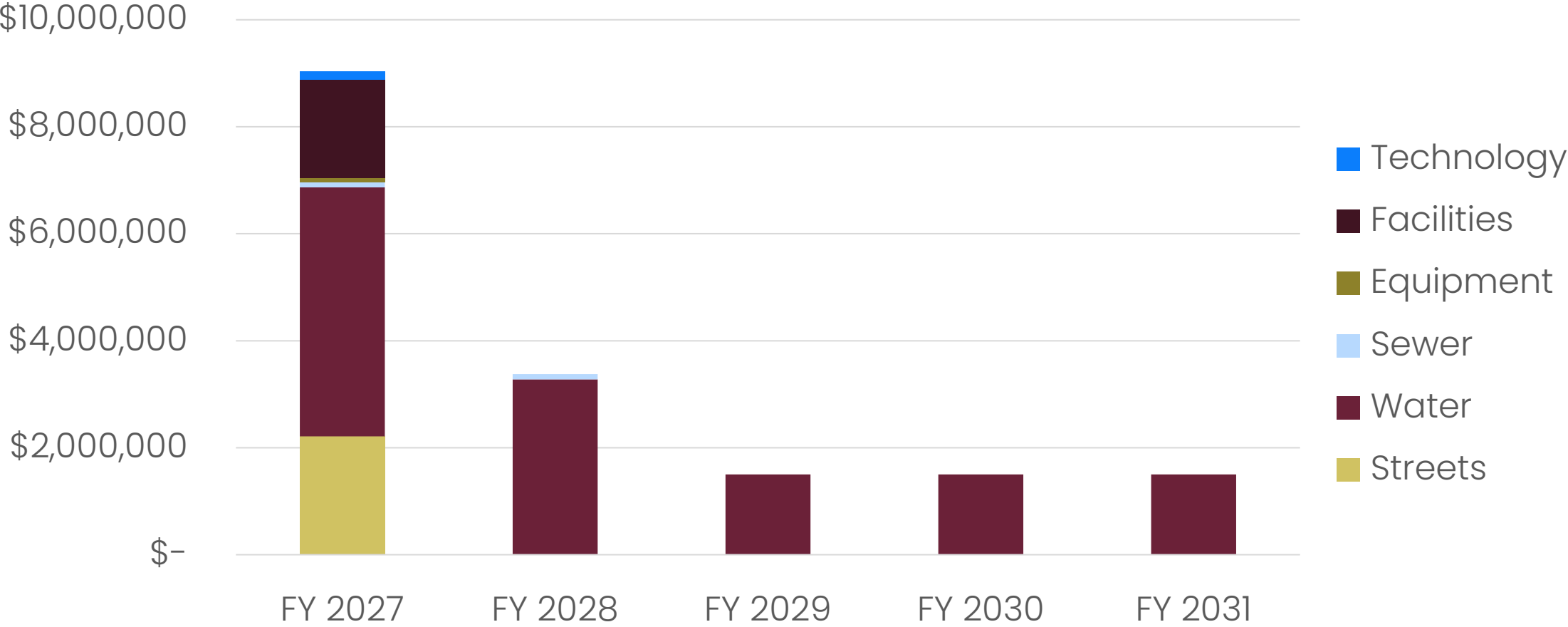
Build

Upon execution of contract, a Notice to Proceed will be issued to contractor to start mobilization for beginning construction.





PROJECT USES






\$9,031,130

Total Funded FY 2027 Capital Projects



NEW CAPITAL PROJECT BUDGET PAGES

Project Title	S. Mountain Trail Street Rehabilitation	
Project Number	SR-26001	
Project Category	Street Resurfacing or Replacement (SR)	
Project Location	S. Mountain Trail (Lowell to Orange Grove)	
Fund	Multiple	
Department	Public Works	
Status	Design	
Initial Project Start	July 1, 2025	
Initial Project Completion	June 30, 2026	
Revised Project Start	July 1, 2026	
Revised Project Completion	June 30, 2027	

Project Description This project provides funding for the maintenance and rehabilitation of S. Mountain Tr., Lowell to Orange Grove Ave. Funded from various funds, Prop C, Gas Tax, Measures R and M, RMRA, Development Fees and Capital Projects Fund. The PCI was 74 for Lowell to Bonita and 79 for Bonita to Orange Grove. This project was originally budgeted in FY 2026 and is being carried over to FY 2027.

FUNDING SOURCES	Prior Years	FY 2026		FY 2027	FY 2028	FY 2029	FY 2030	FY 2031	5-Year CIP		Beyond	
		Budget	Estimate						Total	5-Year Total	Total	
25200 - Development Impact	\$ -	\$ 31,537	\$ -	\$ 31,537	\$ -	\$ -	\$ -	\$ -	\$ 31,537	\$ -	\$ -	\$ 31,537
37009 - Prop C Local Transit	\$ -	\$ 77,692	\$ -	\$ 77,692	\$ -	\$ -	\$ -	\$ -	\$ 77,692	\$ -	\$ -	\$ 77,692
38005 - Gas Tax Fund	\$ -	\$ 70,837	\$ -	\$ 70,837	\$ -	\$ -	\$ -	\$ -	\$ 70,837	\$ -	\$ -	\$ 70,837
38012 - Measure M	\$ -	\$ 99,172	\$ -	\$ 99,172	\$ -	\$ -	\$ -	\$ -	\$ 99,172	\$ -	\$ -	\$ 99,172
38007 - Measure R	\$ -	\$ 60,325	\$ -	\$ 60,325	\$ -	\$ -	\$ -	\$ -	\$ 60,325	\$ -	\$ -	\$ 60,325
38013 - RMRA	\$ -	\$ 117,453	\$ -	\$ 117,453	\$ -	\$ -	\$ -	\$ -	\$ 117,453	\$ -	\$ -	\$ 117,453
40000 - Capital Projects Fund	\$ -	\$ 35,644	\$ -	\$ 35,644	\$ -	\$ -	\$ -	\$ -	\$ 35,644	\$ -	\$ -	\$ 35,644
Total	\$ -	\$ 492,660	\$ -	\$ 492,660	\$ -	\$ -	\$ -	\$ -	\$ 492,660	\$ -	\$ -	\$ 492,660

PROJECT USES	Prior Years	FY 2026		FY 2027	FY 2028	FY 2029	FY 2030	FY 2031	5-Year CIP		Beyond	
		Budget	Estimate						Total	5-Year Total	Total	
Design	\$ -	\$ 45,160	\$ -	\$ 45,160	\$ -	\$ -	\$ -	\$ -	\$ 45,160	\$ -	\$ -	\$ 45,160
Construction	\$ -	\$ 447,500	\$ -	\$ 447,500	\$ -	\$ -	\$ -	\$ -	\$ 447,500	\$ -	\$ -	\$ 447,500
Total	\$ -	\$ 492,660	\$ -	\$ 492,660	\$ -	\$ -	\$ -	\$ -	\$ 492,660	\$ -	\$ -	\$ 492,660

FY 2027 STREET PROJECTS



S. Mountain Trail Street Rehabilitation (\$492,660)

The City will perform street rehabilitation of approximately 27,370 square feet on S. Mountain Trail in conjunction with the water main replacement project.

Kaia Lane Street Rehabilitation (\$126,810)

The City will perform street rehabilitation of approximately 7,045 square feet on Kaia Lane.

Monterey Lane Street Rehabilitation (\$455,112)

The City will perform street rehabilitation of approximately 25,284 square feet on Monterey Lane.

Auburn Lane Street Rehabilitation (\$200,160)

The City will perform street rehabilitation of approximately 11,120 square feet on Auburn Lane.

FY 2027 STREET PROJECTS



Los Rocas Drive Street Rehabilitation (\$208,800)

The City will perform street rehabilitation of approximately 6,950 square feet on Los Rocas Drive.

Orange Drive Street Rehabilitation (\$283,284)

The City will perform street rehabilitation of approximately 15,738 square feet on Orange Drive (whole street).

Valle Vista Drive Street Rehabilitation (\$444,600)

The City will perform street rehabilitation of approximately 24,700 square feet on Valle Vista Drive (whole street).



FY 2027 WATER PROJECTS

Water Main Replacement Projects (\$2,523,000)

The City will replace approximately 1,460 linear feet of water main on N. Lima Street, approximately 870 linear feet of water main on S. Mountain Trail. These two projects were identified due to leak history and potential for larger failure. The City will replace approximately 650 linear feet of water main on W. Carter in conjunction with the Meadows Development.

Well No. 4 Rehabilitation Project (\$1,161,375)

This project will rehabilitate the well and replace existing failed pumping equipment to restore/improve operational efficiency. This project started in FY 2026 when pumping efficiency declined and equipment vibration was identified.

Water Main Lining Projects (\$300,000)

This project provides funding for the lining of water mains which are experiencing recurring leaks, but are in challenging areas for full excavation and replacement.

FY 2027 WATER PROJECTS



Pressure Regulating Valve Upgrade Project (\$100,000)

The City will replace water system Pressure Regulating Valves, to ensure proper operation to maintain and control water system pressure. FY 2027 locations include 677 Brookside Ln., 696 Woodland Dr., and 125 E. Carter.

Auburn Steel Tank Rehabilitation (\$47,500)

The City will have a structural/seismic evaluation performed and plans designed for the repair/rehabilitation of the Auburn Steel Water Tank. Construction is anticipated to take place in FY 2028.

Water Main Plant Pump Station (\$150,000)

In FY 2027 the City will design plans prepared for the rehabilitation or replacement of the existing booster pump plant station.

FY 2027 WATER PROJECTS

Well No. 6 Rehabilitation (\$200,000)

The City will remove and evaluate the pumping equipment of Well #6 and make necessary repairs/rehabilitation.

City Yard Back-up Water System Generator (\$175,000)

The City will have design plans prepared for the replacement of the 1 mega-watt stationary generator at the City Yard complex. Construction will be planned for FY 2028.



FY 2027 SEWER PROJECTS

Wastewater Infrastructure Improvements (\$100,000)

Repair/Rehabilitation of various sewer access Manholes as identified via sewer system video inspection, to extend the useful lifecycle of infrastructure.





FY 2027 FACILITIES PROJECTS

Elevator Replacement Project (\$750,000)

The City will repair or replace the Elevator/Lift at the Sierra Madre Recreation Center.

Aquatic Center Pool Deck Resurfacing (\$324,050)

The City will repair/rehabilitate the plaster, pool decking and appurtenances at the Sierra Madre Recreation Center Pools.

Lizzie's Trail Inn & Richardson House Roof Project (\$138,216)

The City will have construction performed on Lizzie's Trail Inn & Richardson House to stabilize the structures, replacing roofing and tree interference.

City Hall Generator Replacement (\$330,563)

This project will replace a stationary emergency backup generator at the City Hall/Public Safety Building complex.



FY 2027 FACILITIES PROJECTS

Active Transportation Improvement Project (\$75,000)

The City will install various improvements/enhancements for Active Transportation, such as bike racks, bike lane improvements, crosswalk safety enhancements and regional transportation bus stop locations.

City Hall ADA Parking Lot Improvement (\$50,000)

The will reconfigure the two ADA Parking spaces in the City Hall parking lot to comply with ADA design requirement of no greater than a 2.08% slope.

Memorial Park Restroom Remodel (\$50,000)

The City will remodel or reconstruct the restroom facilities at Memorial Park due to deficiencies in the plumbing system.

Sierra Vista Park Restroom Remodel (\$75,000)

The City will remodel or reconstruct the restroom facilities at Sierra Vista Park due to deficiencies in the plumbing system.

FY 2027 FACILITIES PROJECTS

EV Charging Stations (\$55,000)

This project provides funding for the installation of EV charging stations for City fleet vehicles. This will assist the City with its fleet electrification goals.





FY 2027 INFORMATION TECHNOLOGY PROJECTS

Desktop Refresh Project (\$45,000)

This project consists of replacement of 25% of the City's computers.

Cybersecurity Initiatives (\$45,000)

The City will have designed and configured the procurement of Cyber-Security System – SIEM, used to detect and analyze data across all city infrastructure.

Data Center Refresh – 10 GIG Updates (\$25,000)

The City will be upgrading the network infrastructure from 1 GIG to 10 GIG, to improve efficiency and security of the various software programs utilized by all City Departments.

Idp Implementation Project (\$18,000)

This project provides funding for the design, configuration and procurement of IdP to support secure authentication for City staff.

FY 2027 INFORMATION TECHNOLOGY PROJECTS



SSO Implementation Project (\$8,000)

This project provides funding for the design, configuration and procurement of SSO to support consistency of authentication for Microsoft 365 access and strengthen security against credential compromise and unauthorized access

ZTNA Implementation (\$6,000)

This project provides funding for the design, configuration and procurement of a ZTNA system for secure remote access for police vehicle Mobile Data Computers (MDCs) and other field systems that handle sensitive law enforcement data.

FY 2027 EQUIPMENT PURCHASES

Asphalt Roller (\$60,000)

The City will purchase an Asphalt Roller, which will be utilized for rolling compaction of water leak repair patches.

Concrete Grinder (\$8,000)

The City will purchase concrete grinder to assist crews with sidewalk maintenance.





UNFUNDED CAPITAL PROJECTS – FLEET

ITEM	AMOUNT	RISK
Dump Truck Replacement	\$200,000	Medium
Front Line Ambulance Replacement	\$350,000	High
Fire Engine Replacement	\$1,500,000	High
Arson Investigator Vehicle	\$50,000	Low
Golf Cart/Hauler	\$20,000	Low
TOTAL FLEET REPLACEMENTS	\$2,120,000	



UNFUNDED CAPITAL PROJECTS – FACILITIES

ITEM	AMOUNT	RISK
City Yard Mechanics Building	\$120,000	Medium
City Yard Resurfacing	\$70,000	Medium
City Yard Carport Rehabilitation	\$60,000	Medium
City Yard EV Charging Stations	\$40,000	Low
Library Parking Lot Solar Panels	\$500,000	Low
Library EV Charging Stations	\$30,000	Low
<i>SUBTOTAL FACILITIES PROJECTS (1/2)</i>	<i>\$820,000</i>	



UNFUNDED CAPITAL PROJECTS – FACILITIES

ITEM	AMOUNT	RISK
Facilities Master Plan	\$150,000	Medium
New Public Safety Building	\$27,000,000	Low
Public Safety Building Foundation	\$350,000	High
Police Department Jail Rehabilitation	\$35,000	Low
City Hall Renovations	\$500,000	Low
<i>SUBTOTAL FACILITIES PROJECTS (2/2)</i>	<i>\$28,035,000</i>	
TOTAL FACILITIES PROJECTS (2/2)	\$28,855,000	



UNFUNDED CAPITAL PROJECTS – PARKS

ITEM	AMOUNT	RISK
Memorial Park Playground Equipment	\$500,000	Medium
Memorial Park Tennis Courts Resurf.	\$50,000	Low
Mt. Wilson Trail Park Playground Equip.	\$200,000	Medium
Hart Park House Room Addition	\$112,000	Low
Parks Master Plan	\$100,000	Low
Miscellaneous Park Improvements	\$250,000	Medium
TOTAL PARKS PROJECTS	\$1,212,000	

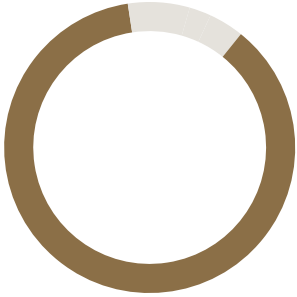


UNFUNDED CAPITAL PROJECTS – SAFETY

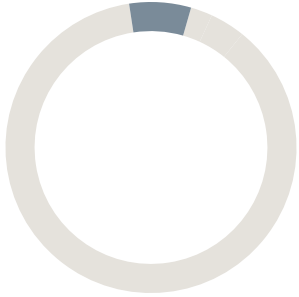
ITEM	AMOUNT	RISK
Portable Radios (PD)	\$360,000	Low
CAD System	\$120,000	Low
Portable Radios (FD)	\$270,000	Low
TOTAL SAFETY	\$750,000	



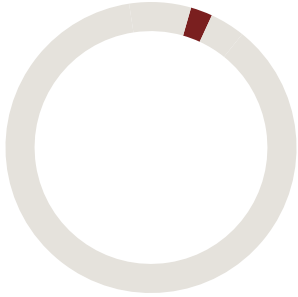
UNFUNDED CAPITAL PROJECTS



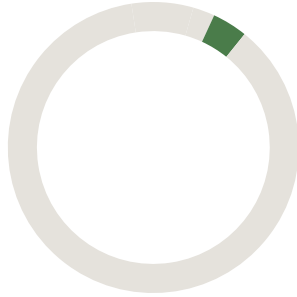
\$28,855,000
FACILITIES



\$2,120,000
FLEET



\$750,000
SAFETY



\$1,212,000
PARKS



—

\$30,937,000

Total Unfunded Capital Projects



CITY COUNCIL DIRECTION

It is recommended that the City Council approve the FY 2027-2031 Capital Improvement Plan.



QUESTIONS



Brian A Dickinson, Public Works Director

Project Title	S. Mountain Trail Street Rehabilitation
Project Number	SR-26001
Project Category	Street Resurfacing or Replacement (SR)
Project Location	S. Mountain Trail (Lowell to Orange Grove)
Fund	Multiple
Department	Public Works
Status	Design
Initial Project Start	July 1, 2025
Initial Project Completion	June 30, 2026
Revised Project Start	July 1, 2026
Revised Project Completion	June 30, 2027



Project Description This project provides funding for the maintenance and rehabilitation of S. Mountain Tr., Lowell to Orange Grove Ave. Funded from various funds, Prop C, Gas Tax, Measures R and M, RMRA, Development Fees and Capital Projects Fund. The PCI was 74 for Lowell to Bonita and 79 for Bonita to Orange Grove. This project was originally budgeted in FY 2026 and is being carried over to FY 2027.

FUNDING SOURCES	Prior Years	FY 2026 Budget	FY 2026 Estimate	FY 2027	FY 2028	FY 2029	FY 2030	FY 2031	5-Year CIP Total	Beyond 5-Year Total	Total
25200 - Development Impact Fee	\$ -	\$ 31,537	\$ -	\$ 31,537	\$ -	\$ -	\$ -	\$ -	\$ 31,537	\$ -	\$ 31,537
37009 - Prop C Local Transit	\$ -	\$ 77,692	\$ -	\$ 77,692	\$ -	\$ -	\$ -	\$ -	\$ 77,692	\$ -	\$ 77,692
38005 - Gas Tax Fund	\$ -	\$ 26,291	\$ -	\$ 26,291	\$ -	\$ -	\$ -	\$ -	\$ 26,291	\$ -	\$ 26,291
38012 - Measure M	\$ -	\$ 99,172	\$ -	\$ 99,172	\$ -	\$ -	\$ -	\$ -	\$ 99,172	\$ -	\$ 99,172
38007 - Measure R	\$ -	\$ 60,325	\$ -	\$ 60,325	\$ -	\$ -	\$ -	\$ -	\$ 60,325	\$ -	\$ 60,325
38013 - RMRA	\$ -	\$ 161,999	\$ -	\$ 161,999	\$ -	\$ -	\$ -	\$ -	\$ 161,999	\$ -	\$ 161,999
40000 - Capital Projects Fund	\$ -	\$ 35,644	\$ -	\$ 35,644	\$ -	\$ -	\$ -	\$ -	\$ 35,644	\$ -	\$ 35,644
Total	\$ -	\$ 492,660	\$ -	\$ 492,660	\$ -	\$ -	\$ -	\$ -	\$ 492,660	\$ -	\$ 492,660

PROJECT USES	Prior Years	FY 2026 Budget	FY 2026 Estimate	FY 2027	FY 2028	FY 2029	FY 2030	FY 2031	5-Year CIP Total	Beyond 5-Year Total	Total
Design	\$ -	\$ 45,160	\$ -	\$ 45,160	\$ -	\$ -	\$ -	\$ -	\$ 45,160	\$ -	\$ 45,160
Construction	\$ -	\$ 447,500	\$ -	\$ 447,500	\$ -	\$ -	\$ -	\$ -	\$ 447,500	\$ -	\$ 447,500
Total	\$ -	\$ 492,660	\$ -	\$ 492,660	\$ -	\$ -	\$ -	\$ -	\$ 492,660	\$ -	\$ 492,660

Project Title	Kaia Ln. Street Rehabilitation
Project Number	SR-26002
Project Category	Street Resurfacing or Replacement (SR)
Project Location	Kaia Ln.
Fund	Multiple
Department	Public Works
Status	Design
Initial Project Start	July 1, 2025
Initial Project Completion	June 30, 2026
Revised Project Start	July 1, 2026
Revised Project Completion	June 30, 2027



Project Description This project provides funding for the maintenance and rehabilitation of Kaia Ln. from Arno Dr. to Cul de Sac. Funded from various funds, Prop C, Gas Tax, Measures R and M, RMRA, Development Fees and Capital Projects Fund. This project was originally budgeted in FY 2026 and is being carried over to FY 2027.

FUNDING SOURCES	Prior Years	FY 2026 Budget	FY 2026 Estimate	FY 2027	FY 2028	FY 2029	FY 2030	FY 2031	5-Year CIP Total	Beyond 5-Year Total	Total
25200 - Development Impact	\$ -	\$ 8,117	\$ -	\$ 8,117	\$ -	\$ -	\$ -	\$ -	\$ 8,117	\$ -	\$ 8,117
37009 - Prop C Local Transit	\$ -	\$ 20,001	\$ -	\$ 20,001	\$ -	\$ -	\$ -	\$ -	\$ 20,001	\$ -	\$ 20,001
38005 - Gas Tax Fund	\$ -	\$ 6,767	\$ -	\$ 6,767	\$ -	\$ -	\$ -	\$ -	\$ 18,233	\$ -	\$ 18,233
38012 - Measure M	\$ -	\$ 25,526	\$ -	\$ 25,526	\$ -	\$ -	\$ -	\$ -	\$ 25,526	\$ -	\$ 25,526
38007 - Measure R	\$ -	\$ 15,527	\$ -	\$ 15,527	\$ -	\$ -	\$ -	\$ -	\$ 15,527	\$ -	\$ 15,527
38013 - RMRA	\$ -	\$ 41,698	\$ -	\$ 41,698	\$ -	\$ -	\$ -	\$ -	\$ 30,232	\$ -	\$ 30,232
40000 - Capital Projects Fund	\$ -	\$ 9,174	\$ -	\$ 9,174	\$ -	\$ -	\$ -	\$ -	\$ 9,174	\$ -	\$ 9,174
Total	\$ -	\$ 126,810	\$ -	\$ 126,810	\$ -	\$ -	\$ -	\$ -	\$ 126,810	\$ -	\$ 126,810

PROJECT USES	Prior Years	FY 2026 Budget	FY 2026 Estimate	FY 2027	FY 2028	FY 2029	FY 2030	FY 2031	5-Year CIP Total	Beyond 5-Year Total	Total
Design	\$ -	\$ 11,624	\$ -	\$ 11,624	\$ -	\$ -	\$ -	\$ -	\$ 11,624	\$ -	\$ 11,624
Construction	\$ -	\$ 115,186	\$ -	\$ 115,186	\$ -	\$ -	\$ -	\$ -	\$ 115,186	\$ -	\$ 115,186
Total	\$ -	\$ 126,810	\$ -	\$ 126,810	\$ -	\$ -	\$ -	\$ -	\$ 126,810	\$ -	\$ 126,810

Project Title	Monterey Ln. Street Rehabilitation
Project Number	SR-26003
Project Category	Street Resurfacing or Replacement (SR)
Project Location	Monterey Ln.
Fund	Multiple
Department	Public Works
Status	Design
Initial Project Start	July 1, 2025
Initial Project Completion	June 30, 2026
Revised Project Start	July 1, 2026
Revised Project Completion	June 30, 2027



Project Description This project provides funding for the maintenance and rehabilitation of Monterey Ln. from Sierra Madre Blvd.to Cul de Sac. Funded from various funds, Prop C, Gas Tax, Measures R and M, RMRA, Development Fees and Capital Projects Fund. The PCI for this street was 58 from the 2023 Pavement Management Plan. This project was originally budgeted in FY 2026 and is being carried over to FY 2027.

FUNDING SOURCES	Prior Years	FY 2026 Budget	FY 2026 Estimate	FY 2027	FY 2028	FY 2029	FY 2030	FY 2031	5-Year CIP Total	Beyond 5-Year Total	Total
25200 - Development Impact	\$ -	\$ 29,130	\$ -	\$ 29,130	\$ -	\$ -	\$ -	\$ -	\$ 29,130	\$ -	\$ 29,130
37009 - Prop C Local Transit	\$ -	\$ 71,771	\$ -	\$ 71,771	\$ -	\$ -	\$ -	\$ -	\$ 71,771	\$ -	\$ 71,771
38005 - Gas Tax Fund	\$ -	\$ 24,272	\$ -	\$ 24,272	\$ -	\$ -	\$ -	\$ -	\$ 65,438	\$ -	\$ 65,438
38012 - Measure M	\$ -	\$ 91,616	\$ -	\$ 91,616	\$ -	\$ -	\$ -	\$ -	\$ 91,616	\$ -	\$ 91,616
38007 - Measure R	\$ -	\$ 55,728	\$ -	\$ 55,728	\$ -	\$ -	\$ -	\$ -	\$ 55,728	\$ -	\$ 55,728
38013 - RMRA	\$ -	\$ 149,667	\$ -	\$ 149,667	\$ -	\$ -	\$ -	\$ -	\$ 108,501	\$ -	\$ 108,501
40000 - Capital Projects Fund	\$ -	\$ 32,928	\$ -	\$ 32,928	\$ -	\$ -	\$ -	\$ -	\$ 32,928	\$ -	\$ 32,928
Total	\$ -	\$ 455,112	\$ -	\$ 455,112	\$ -	\$ -	\$ -	\$ -	\$ 455,112	\$ -	\$ 455,112

PROJECT USES	Prior Years	FY 2026 Budget	FY 2026 Estimate	FY 2027	FY 2028	FY 2029	FY 2030	FY 2031	5-Year CIP Total	Beyond 5-Year Total	Total
Design	\$ -	\$ 41,719	\$ -	\$ 41,719	\$ -	\$ -	\$ -	\$ -	\$ 41,719	\$ -	\$ 41,719
Construction	\$ -	\$ 413,393	\$ -	\$ 413,393	\$ -	\$ -	\$ -	\$ -	\$ 413,393	\$ -	\$ 413,393
Total	\$ -	\$ 455,112	\$ -	\$ 455,112	\$ -	\$ -	\$ -	\$ -	\$ 455,112	\$ -	\$ 455,112

Project Title	Auburn Ln. Street Rehabilitation
Project Number	SR-26004
Project Category	Street Resurfacing or Replacement (SR)
Project Location	Auburn Ln.
Fund	Multiple
Department	Public Works
Status	Design
Initial Project Start	July 1, 2025
Initial Project Completion	June 30, 2026
Revised Project Start	July 1, 2026
Revised Project Completion	June 30, 2027



Project Description This project provides funding for the maintenance and rehabilitation of Auburn Ln. Funded from various funds, Prop C, Gas Tax, Measures R and M, RMRA, Development Fees and Capital Projects Fund. The PCI for this street was 45 from the 2023 Pavement Management Plan. This project was originally budgeted in FY 2026 and is being carried over to FY 2027.

FUNDING SOURCES	Prior Years	FY 2026	FY 2026	FY 2027	FY 2028	FY 2029	FY 2030	FY 2031	5-Year CIP	Beyond	Total
		Budget	Estimate						Total	5-Year Total	
34007 - Transportation Fee	\$ -	\$ 12,811	\$ -	\$ 12,811	\$ -	\$ -	\$ -	\$ -	\$ 12,811	\$ -	\$ 12,811
37009 - Prop C Local Transit	\$ -	\$ 31,565	\$ -	\$ 31,565	\$ -	\$ -	\$ -	\$ -	\$ 31,565	\$ -	\$ 31,565
38005 - Gas Tax Fund	\$ -	\$ 10,676	\$ -	\$ 10,676	\$ -	\$ -	\$ -	\$ -	\$ 28,782	\$ -	\$ 28,782
38012 - Measure M	\$ -	\$ 40,292	\$ -	\$ 40,292	\$ -	\$ -	\$ -	\$ -	\$ 40,292	\$ -	\$ 40,292
38007 - Measure R	\$ -	\$ 24,509	\$ -	\$ 24,509	\$ -	\$ -	\$ -	\$ -	\$ 24,509	\$ -	\$ 24,509
38013 - RMRA	\$ -	\$ 65,826	\$ -	\$ 65,826	\$ -	\$ -	\$ -	\$ -	\$ 47,720	\$ -	\$ 47,720
40000 - Capital Projects Fund	\$ -	\$ 14,481	\$ -	\$ 14,481	\$ -	\$ -	\$ -	\$ -	\$ 14,481	\$ -	\$ 14,481
Total	\$ -	\$ 200,160	\$ -	\$ 200,160	\$ -	\$ -	\$ -	\$ -	\$ 200,160	\$ -	\$ 200,160

PROJECT USES	Prior Years	FY 2026	FY 2026	FY 2027	FY 2028	FY 2029	FY 2030	FY 2031	5-Year CIP	Beyond	Total
		Budget	Estimate						Total	5-Year Total	
Design	\$ -	\$ 18,348	\$ -	\$ 18,348	\$ -	\$ -	\$ -	\$ -	\$ 18,348	\$ -	\$ 18,348
Construction	\$ -	\$ 181,812	\$ -	\$ 181,812	\$ -	\$ -	\$ -	\$ -	\$ 181,812	\$ -	\$ 181,812
Total	\$ -	\$ 200,160	\$ -	\$ 200,160	\$ -	\$ -	\$ -	\$ -	\$ 200,160	\$ -	\$ 200,160

Project Title	Las Rocas Street Rehabilitation
Project Number	SR-26005
Project Category	Street Resurfacing or Replacement (SR)
Project Location	Las Rocas St.
Fund	Multiple
Department	Public Works
Status	Design
Initial Project Start	July 1, 2025
Initial Project Completion	June 30, 2026
Revised Project Start	July 1, 2026
Revised Project Completion	June 30, 2027



Project Description This project provides funding for the maintenance and rehabilitation of Las Rocas Dr. from Sycamore Pl. to Canon Dr. Funded from various funds, Prop C, Gas Tax, Measures R and M, RMRA, Development Fees and Capital Projects Fund. The PCI for this street was 33 from the 2023 Pavement Management Plan. This project was originally budgeted in FY 2026 and is being carried over to FY 2027.

FUNDING SOURCES	Prior Years	FY 2026	FY 2026	FY 2027	FY 2028	FY 2029	FY 2030	FY 2031	5-Year CIP	Beyond	Total
		Budget	Estimate						Total	5-Year Total	
25200 - Development Impact	\$ -	\$ 13,364	\$ -	\$ 13,364	\$ -	\$ -	\$ -	\$ -	\$ 13,364	\$ -	\$ 13,364
37009 - Prop C Local Transit	\$ -	\$ 32,927	\$ -	\$ 32,927	\$ -	\$ -	\$ -	\$ -	\$ 32,927	\$ -	\$ 32,927
38005 - Gas Tax Fund	\$ -	\$ 11,136	\$ -	\$ 11,136	\$ -	\$ -	\$ -	\$ -	\$ 30,022	\$ -	\$ 30,022
38012 - Measure M	\$ -	\$ 42,031	\$ -	\$ 42,031	\$ -	\$ -	\$ -	\$ -	\$ 42,031	\$ -	\$ 42,031
38007 - Measure R	\$ -	\$ 25,567	\$ -	\$ 25,567	\$ -	\$ -	\$ -	\$ -	\$ 25,567	\$ -	\$ 25,567
38013 - RMRA	\$ -	\$ 68,665	\$ -	\$ 68,665	\$ -	\$ -	\$ -	\$ -	\$ 49,779	\$ -	\$ 49,779
40000 - Capital Projects Fund	\$ -	\$ 15,110	\$ -	\$ 15,110	\$ -	\$ -	\$ -	\$ -	\$ 15,110	\$ -	\$ 15,110
Total	\$ -	\$ 208,800	\$ -	\$ 208,800	\$ -	\$ -	\$ -	\$ -	\$ 208,800	\$ -	\$ 208,800

PROJECT USES	Prior Years	FY 2026	FY 2026	FY 2027	FY 2028	FY 2029	FY 2030	FY 2031	5-Year CIP	Beyond	Total
		Budget	Estimate						Total	5-Year Total	
Design	\$ -	\$ 19,001	\$ -	\$ 19,001	\$ -	\$ -	\$ -	\$ -	\$ 19,001	\$ -	\$ 19,001
Construction	\$ -	\$ 189,799	\$ -	\$ 189,799	\$ -	\$ -	\$ -	\$ -	\$ 189,799	\$ -	\$ 189,799
Total	\$ -	\$ 208,800	\$ -	\$ 208,800	\$ -	\$ -	\$ -	\$ -	\$ 208,800	\$ -	\$ 208,800

Project Title	Orange Drive Street Rehabilitation
Project Number	SR-27001
Project Category	Street Resurfacing or Replacement (SR)
Project Location	Orange Dr.
Fund	Multiple
Department	Public Works
Status	Design
Initial Project Start	July 1, 2026
Initial Project Completion	June 30, 2027
Revised Project Start	N/A
Revised Project Completion	N/A



Project Description This project provides funding for the maintenance and rehabilitation of Orange Dr. from Canyon Crest to Skyland Dr. Funded from various funds, Prop C, Gas Tax, Measures R and M, RMRA, Development Fees and Capital Projects Fund. The PCI for this street was 33 from the 2023 Pavement Management Plan.

FUNDING SOURCES	Prior Years	FY 2026	FY 2026	FY 2027	FY 2028	FY 2029	FY 2030	FY 2031	5-Year CIP	Beyond	Total
		Budget	Estimate						Total	5-Year Total	
25200 - Development Impact	\$ -	\$ -	\$ -	\$ 18,132	\$ -	\$ -	\$ -	\$ -	\$ 18,132	\$ -	\$ 18,132
37009 - Prop C Local Transit	\$ -	\$ -	\$ -	\$ 44,673	\$ -	\$ -	\$ -	\$ -	\$ 44,673	\$ -	\$ 44,673
38005 - Gas Tax Fund	\$ -	\$ -	\$ -	\$ 15,107	\$ -	\$ -	\$ -	\$ -	\$ 40,732	\$ -	\$ 40,732
38012 - Measure M	\$ -	\$ -	\$ -	\$ 57,024	\$ -	\$ -	\$ -	\$ -	\$ 57,024	\$ -	\$ 57,024
38007 - Measure R	\$ -	\$ -	\$ -	\$ 34,691	\$ -	\$ -	\$ -	\$ -	\$ 34,691	\$ -	\$ 34,691
38013 - RMRA	\$ -	\$ -	\$ -	\$ 93,161	\$ -	\$ -	\$ -	\$ -	\$ 67,536	\$ -	\$ 67,536
40000 - Capital Projects Fund	\$ -	\$ -	\$ -	\$ 20,496	\$ -	\$ -	\$ -	\$ -	\$ 20,496	\$ -	\$ 20,496
Total	\$ -	\$ -	\$ -	\$ 283,284	\$ -	\$ -	\$ -	\$ -	\$ 283,284	\$ -	\$ 283,284

PROJECT USES	Prior Years	FY 2026	FY 2026	FY 2027	FY 2028	FY 2029	FY 2030	FY 2031	5-Year CIP	Beyond	Total
		Budget	Estimate						Total	5-Year Total	
Design	\$ -	\$ -	\$ -	\$ 25,968	\$ -	\$ -	\$ -	\$ -	\$ 25,968	\$ -	\$ 25,968
Construction	\$ -	\$ -	\$ -	\$ 257,316	\$ -	\$ -	\$ -	\$ -	\$ 257,316	\$ -	\$ 257,316
Total	\$ -	\$ -	\$ -	\$ 283,284	\$ -	\$ -	\$ -	\$ -	\$ 283,284	\$ -	\$ 283,284

Project Title	Valle Vista Dr. Street Rehabilitation
Project Number	SR-27002
Project Category	Street Resurfacing or Replacement (SR)
Project Location	Valle Vista Dr.
Fund	Multiple
Department	Public Works
Status	Design
Initial Project Start	July 1, 2026
Initial Project Completion	June 30, 2027
Revised Project Start	N/A
Revised Project Completion	N/A



Project Description This project provides funding for the maintenance and rehabilitation of Valle Vista Dr. Funded from various funds, Prop C, Gas Tax, Measures R and M, RMRA, Development Fees and Capital Projects Fund. The PCI for this street was 51 and 39 from the 2023 Pavement Management Plan.

FUNDING SOURCES	Prior Years	FY 2026	FY 2026	FY 2027	FY 2028	FY 2029	FY 2030	FY 2031	5-Year CIP	Beyond	Total
		Budget	Estimate						Total	5-Year Total	
25200 - Development Impact	\$ -	\$ -	\$ -	\$ 28,457	\$ -	\$ -	\$ -	\$ -	\$ 28,457	\$ -	\$ 28,457
37009 - Prop C Local Transit	\$ -	\$ -	\$ -	\$ 70,113	\$ -	\$ -	\$ -	\$ -	\$ 70,113	\$ -	\$ 70,113
38005 - Gas Tax Fund	\$ -	\$ -	\$ -	\$ 23,662	\$ -	\$ -	\$ -	\$ -	\$ 63,927	\$ -	\$ 63,927
38012 - Measure M	\$ -	\$ -	\$ -	\$ 89,498	\$ -	\$ -	\$ -	\$ -	\$ 89,498	\$ -	\$ 89,498
38007 - Measure R	\$ -	\$ -	\$ -	\$ 54,441	\$ -	\$ -	\$ -	\$ -	\$ 54,441	\$ -	\$ 54,441
38013 - RMRA	\$ -	\$ -	\$ -	\$ 146,262	\$ -	\$ -	\$ -	\$ -	\$ 105,997	\$ -	\$ 105,997
40000 - Capital Projects Fund	\$ -	\$ -	\$ -	\$ 32,167	\$ -	\$ -	\$ -	\$ -	\$ 32,167	\$ -	\$ 32,167
Total	\$ -	\$ -	\$ -	\$ 444,600	\$ -	\$ -	\$ -	\$ -	\$ 444,600	\$ -	\$ 444,600

PROJECT USES	Prior Years	FY 2026	FY 2027	FY 2028	FY 2029	FY 2030	FY 2031	5-Year CIP	Beyond	Total
		Budget						Total	5-Year Total	
Design	\$ -	\$ -	\$ 40,755	\$ -	\$ -	\$ -	\$ -	\$ 40,755	\$ -	\$ 40,755
Construction	\$ -	\$ -	\$ 403,845	\$ -	\$ -	\$ -	\$ -	\$ 403,845	\$ -	\$ 403,845
Total	\$ -	\$ -	\$ 444,600	\$ -	\$ -	\$ -	\$ -	\$ 444,600	\$ -	\$ 444,600


Project Title	Water Main Replacement Project
Project Number	WS-26001
Project Category	Water System Improvements (WS)
Project Location	Citywide
Fund	71000 - Water Enterprise Fund
Department	Public Works
Status	Recurring
Initial Project Start	June 1, 2026
Initial Project Completion	June 30, 2027
Revised Project Start	N/A
Revised Project Completion	N/A



Project Description This project provides funding for the replacement of water mains which have exceeded their life cycle, or water mains which are experiencing recurring leaks. FY 2026 projects were N. Lima Street, W. Carter Ave. will be constructed in conjunction with the Meadows Development project and re-alignment of Carter Ave. S. Mountain Trail is in design. FY 27 Projects will be S. Mountain Trail (construction), W. Grandview (Design & Construction).

FUNDING SOURCES	Prior Years	FY 2026 Budget	FY 2026 Estimate	FY 2027	FY 2028	FY 2029	FY 2030	FY 2031	5-Year CIP Total	Beyond 5-Year Total	Total
71000 - Water Enterprise Fund	\$ -	\$ 1,500,000	\$ 134,000	\$ 2,523,000	\$ 1,500,000	\$ 1,500,000	\$ 1,500,000	\$ 1,500,000	\$ 8,523,000	\$ -	\$ 8,657,000
Total	\$ -	\$ 1,500,000	\$ 134,000	\$ 2,523,000	\$ 1,500,000	\$ 1,500,000	\$ 1,500,000	\$ 1,500,000	\$ 8,523,000	\$ -	\$ 8,657,000

PROJECT USES	Prior Years	FY 2026 Budget	FY 2026 Estimate	FY 2027	FY 2028	FY 2029	FY 2030	FY 2031	5-Year CIP Total	Beyond 5-Year Total	Total
Engineering	\$ -	\$ 150,000	\$ 134,000	\$ 150,000	\$ 150,000	\$ 150,000	\$ 150,000	\$ 150,000	\$ 750,000	\$ -	\$ 884,000
Construction	\$ -	\$ 1,350,000	\$ -	\$ 2,373,000	\$ 1,350,000	\$ 1,350,000	\$ 1,350,000	\$ 1,350,000	\$ 7,773,000	\$ -	\$ 7,773,000
Total	\$ -	\$ 1,500,000	\$ 134,000	\$ 2,523,000	\$ 1,500,000	\$ 1,500,000	\$ 1,500,000	\$ 1,500,000	\$ 8,523,000	\$ -	\$ 8,657,000

Project Title	Well No. 4 Rehabilitation	
Project Number	WS-26002	
Project Category	Water System Improvements (WS)	
Project Location	621 E. Sierra Madre Blvd.	
Fund	71000 - Water Enterprise Fund	
Department	Public Works	
Status	Construction	
Initial Project Start	July 1, 2025	
Initial Project Completion	June 30, 2027	
Revised Project Start	N/A	
Revised Project Completion	N/A	

Project Description This project provides funding for the rehabilitation of and replacement of miscellaneous equipment on Well No. 4 to restore/improve operational performance and efficiency. The pumping equipment was originally pulled in late 2025 due to reduced performance and vibration under emergency operations. Specifications were developed thereunder. The Well is located behind Heasley Field.

FUNDING SOURCES	Prior Years	FY 2026	FY 2026	FY 2027	FY 2028	FY 2029	FY 2030	FY 2031	5-Year CIP	Beyond	Total
		Budget	Estimate						Total	5-Year Total	
71000 - Water Enterprise Fund	\$ -	\$ 1,161,375	\$ -	\$ 1,161,375	\$ -	\$ -	\$ -	\$ -	\$ 1,161,375	\$ -	\$ 1,161,375
Total	\$ -	\$ 1,161,375	\$ -	\$ 1,161,375	\$ -	\$ -	\$ -	\$ -	\$ 1,161,375	\$ -	\$ 1,161,375

PROJECT USES	Prior Years	FY 2026	FY 2026	FY 2027	FY 2028	FY 2029	FY 2030	FY 2031	5-Year CIP	Beyond	Total
		Budget	Estimate						Total	5-Year Total	
Design	\$ -	\$ -	\$ -	\$ -	\$ -	\$ -	\$ -	\$ -	\$ -	\$ -	\$ -
Construction	\$ -	\$ 1,161,375	\$ -	\$ 1,161,375	\$ -	\$ -	\$ -	\$ -	\$ 1,161,375	\$ -	\$ 1,161,375
Total	\$ -	\$ 1,161,375	\$ -	\$ 1,161,375	\$ -	\$ -	\$ -	\$ -	\$ 1,161,375	\$ -	\$ 1,161,375

Project Title	Water Main Lining Project
Project Number	WS-27001
Project Category	Water System Improvements (WS)
Project Location	Citywide
Fund	71000 - Water Enterprise Fund
Department	Public Works
Status	Design
Initial Project Start	July 1, 2026
Initial Project Completion	June 30, 2027
Revised Project Start	N/A
Revised Project Completion	N/A



Project Description This project provides funding for the lining of water mains which are experiencing recurring leaks, but are in challenging areas for full excavation and replacement.

FUNDING SOURCES	Prior Years	FY 2026	FY 2026	FY 2027	FY 2028	FY 2029	FY 2030	FY 2031	5-Year CIP	Beyond	Total
		Budget	Estimate						Total	5-Year Total	
71000 - Water Enterprise Fund	\$ -	\$ -	\$ -	\$ 300,000	\$ -	\$ -	\$ -	\$ -	\$ 300,000	\$ -	\$ 300,000
Total	\$ -	\$ -	\$ -	\$ 300,000	\$ -	\$ -	\$ -	\$ -	\$ 300,000	\$ -	\$ 300,000

PROJECT USES	Prior Years	FY 2026	FY 2026	FY 2027	FY 2028	FY 2029	FY 2030	FY 2031	5-Year CIP	Beyond	Total
		Budget	Estimate						Total	5-Year Total	
Engineering	\$ -	\$ -	\$ -	\$ 50,000	\$ -	\$ -	\$ -	\$ -	\$ 50,000	\$ -	\$ 50,000
Construction	\$ -	\$ -	\$ -	\$ 250,000	\$ -	\$ -	\$ -	\$ -	\$ 250,000	\$ -	\$ 250,000
Total	\$ -	\$ -	\$ -	\$ 300,000	\$ -	\$ -	\$ -	\$ -	\$ 300,000	\$ -	\$ 300,000


Project Title	Pressure Regulating Valve Upgrades	
Project Number	WS-27002	
Project Category	Water System Improvements (WS)	
Project Location	Multiple	
Fund	71000 - Water Enterprise Fund	
Department	Public Works	
Status	Construction	
Initial Project Start	July 1, 2026	
Initial Project Completion	June 30, 2027	
Revised Project Start	N/A	
Revised Project Completion	June 30, 2027	

Project Description This project provides funding for the replacement of water system Pressure Regulating Valves, to ensure proper operation to maintain and control water system pressure. FY 2027 locations include 677 Brookside Ln., 696 Woodland Dr., and 125 E. Carter.

FUNDING SOURCES	Prior Years	FY 2026	FY 2026	FY 2027	FY 2028	FY 2029	FY 2030	FY 2031	5-Year CIP	Beyond	Total
		Budget	Estimate						Total	5-Year Total	
71000 - Water Enterprise Fund	\$ -	\$ -	\$ -	\$ 100,000	\$ -	\$ -	\$ -	\$ -	\$ 100,000	\$ -	\$ 100,000
Total	\$ -	\$ -	\$ -	\$ 100,000	\$ -	\$ -	\$ -	\$ -	\$ 100,000	\$ -	\$ 100,000

PROJECT USES	Prior Years	FY 2026	FY 2026	FY 2027	FY 2028	FY 2029	FY 2030	FY 2031	5-Year CIP	Beyond	Total
		Budget	Estimate						Total	5-Year Total	
Construction	\$ -	\$ -	\$ -	\$ 100,000	\$ -	\$ -	\$ -	\$ -	\$ 100,000	\$ -	\$ 100,000
Total	\$ -	\$ -	\$ -	\$ 100,000	\$ -	\$ -	\$ -	\$ -	\$ 100,000	\$ -	\$ 100,000

Project Title	Auburn Steel Tank Rehabilitation
Project Number	WS-27003
Project Category	Water System Improvements (WS)
Project Location	435 Mt. Wilson Trail
Fund	71000 - Water Enterprise Fund
Department	Public Works
Status	Design
Initial Project Start	July 1, 2026
Initial Project Completion	June 30, 2028
Revised Project Start	N/A
Revised Project Completion	N/A



Project Description This project provides funding for the structural/seismic evaluation, design and rehabilitation of the Auburn Steel Water Tank.

FUNDING SOURCES	Prior Years	FY 2026	FY 2026	FY 2027	FY 2028	FY 2029	FY 2030	FY 2031	5-Year CIP	Beyond	Total
		Budget	Estimate						Total	5-Year Total	
34007 - Transportation Fee	\$ -	\$ -	\$ -	\$ 47,500	\$ 427,500	\$ -	\$ -	\$ -	\$ 475,000	\$ -	\$ 475,000
Total	\$ -	\$ -	\$ -	\$ 47,500	\$ 427,500	\$ -	\$ -	\$ -	\$ 475,000	\$ -	\$ 475,000

PROJECT USES	Prior Years	FY 2026	FY 2026	FY 2027	FY 2028	FY 2029	FY 2030	FY 2031	5-Year CIP	Beyond	Total
		Budget	Estimate						Total	5-Year Total	
Design	\$ -	\$ -	\$ -	\$ 47,500	\$ -	\$ -	\$ -	\$ -	\$ 47,500	\$ -	\$ 47,500
Construction	\$ -	\$ -	\$ -	\$ -	\$ 356,250	\$ -	\$ -	\$ -	\$ 356,250	\$ -	\$ 356,250
Other	\$ -	\$ -	\$ -	\$ -	\$ 71,250	\$ -	\$ -	\$ -	\$ 71,250	\$ -	\$ 71,250
Total	\$ -	\$ -	\$ -	\$ 47,500	\$ 427,500	\$ -	\$ -	\$ -	\$ 47,500	\$ -	\$ 475,000

Project Title	Water Main Plant Pump Station
Project Number	WS-27004
Project Category	Water System Improvements (WS)
Project Location	621 E. Sierra Madre Blvd.
Fund	71000 - Water Enterprise Fund
Department	Public Works
Status	Design
Initial Project Start	July 1, 2026
Initial Project Completion	June 30, 2028
Revised Project Start	N/A
Revised Project Completion	N/A



Project Description This project provides funding for the replacement of a non-operational Pump Station.

FUNDING SOURCES	Prior Years	FY 2026	FY 2026	FY 2027	FY 2028	FY 2029	FY 2030	FY 2031	5-Year CIP	Beyond	Total
		Budget	Estimate						Total	5-Year Total	
71000 - Water Enterprise Fund	\$ -	\$ -	\$ -	\$ 150,000	\$ -	\$ -	\$ -	\$ -	\$ 150,000	\$ -	\$ 150,000
Total	\$ -	\$ -	\$ -	\$ 150,000	\$ -	\$ -	\$ -	\$ -	\$ 150,000	\$ -	\$ 150,000

PROJECT USES	Prior Years	FY 2026	FY 2026	FY 2027	FY 2028	FY 2029	FY 2030	FY 2031	5-Year CIP	Beyond	Total
		Budget	Estimate						Total	5-Year Total	
Design	\$ -	\$ -	\$ -	\$ 150,000	\$ -	\$ -	\$ -	\$ -	\$ 150,000	\$ -	\$ 150,000
Construction	\$ -	\$ -	\$ -	\$ -	\$ 1,125,000	\$ -	\$ -	\$ -	\$ 1,125,000	\$ -	\$ 1,125,000
Other	\$ -	\$ -	\$ -	\$ -	\$ 225,000	\$ -	\$ -	\$ -	\$ 225,000	\$ -	\$ 225,000
Total	\$ -	\$ -	\$ -	\$ 150,000	\$ 1,350,000	\$ -	\$ -	\$ -	\$ 1,500,000	\$ -	\$ 1,500,000

Project Title	Well No. 6 Rehabilitation
Project Number	WS-26007
Project Category	Water System Improvements (WS)
Project Location	611 E. Sierra Madre Blvd.
Fund	71000 - Water Enterprise Fund
Department	Public Works
Status	Construction
Initial Project Start	July 1, 2026
Initial Project Completion	June 30, 2027
Revised Project Start	N/A
Revised Project Completion	N/A



Project Description This project provides funding for the removal and evaluation of pump assembly, and make necessary repairs.

FUNDING SOURCES	Prior Years	FY 2026	FY 2026	FY 2027	FY 2028	FY 2029	FY 2030	FY 2031	5-Year CIP	Beyond	Total
		Budget	Estimate						Total	5-Year Total	
71000 - Water Enterprise Fund	\$ -	\$ -	\$ -	\$ 200,000	\$ -	\$ -	\$ -	\$ -	\$ 200,000	\$ -	\$ 200,000
Total	\$ -	\$ -	\$ -	\$ 200,000	\$ -	\$ -	\$ -	\$ -	\$ 200,000	\$ -	\$ 200,000

PROJECT USES	Prior Years	FY 2026	FY 2026	FY 2027	FY 2028	FY 2029	FY 2030	FY 2031	5-Year CIP	Beyond	Total
		Budget	Estimate						Total	5-Year Total	
Construction	\$ -	\$ -	\$ -	\$ 200,000	\$ -	\$ -	\$ -	\$ -	\$ 200,000	\$ -	\$ 200,000
Total	\$ -	\$ -	\$ -	\$ 200,000	\$ -	\$ -	\$ -	\$ -	\$ 200,000	\$ -	\$ 200,000

Project Title City Yard Back-up Generator
Project Number WS-27006
Project Category Water System Improvements (WS)
Project Location 621 E. Sierra Madre Blvd.

Fund 71000 - Water Enterprise Fund
Department Public Works

Status Design

Initial Project Start July 1, 2026
Initial Project Completion June 30, 2028

Revised Project Start N/A
Revised Project Completion N/A



Project Description This project provides funding for the replacement of a non-operational Stationary Generator.

FUNDING SOURCES	Prior Years	FY 2026 Budget	FY 2026 Estimate	FY 2027	FY 2028	FY 2029	FY 2030	FY 2031	5-Year CIP Total	Beyond 5-Year Total	Total
71000 - Water Enterprise Fund	\$ -	\$ -	\$ -	\$ 175,000	\$ 1,575,000	\$ -	\$ -	\$ -	\$ 1,750,000	\$ -	\$ 175,000
Total	\$ -	\$ -	\$ -	\$ 175,000	\$ 1,575,000	\$ -	\$ -	\$ -	\$ 1,750,000	\$ -	\$ 175,000

PROJECT USES	Prior Years	FY 2026 Budget	FY 2026 Estimate	FY 2027	FY 2028	FY 2029	FY 2030	FY 2031	5-Year CIP Total	Beyond 5-Year Total	Total
Engineering	\$ -	\$ -	\$ -	\$ 175,000	\$ -	\$ -	\$ -	\$ -	\$ 175,000	\$ -	\$ 175,000
Construction	\$ -	\$ -	\$ -	\$ -	\$ 1,312,500	\$ -	\$ -	\$ -	\$ 1,312,500	\$ -	\$ 1,312,500
Other	\$ -	\$ -	\$ -	\$ -	\$ 262,500	\$ -	\$ -	\$ -	\$ 262,500	\$ -	\$ 262,500
Total	\$ -	\$ -	\$ -	\$ 175,000	\$ 1,575,000	\$ -	\$ -	\$ -	\$ 1,750,000	\$ -	\$ 1,750,000

Project Title	Wastewater Infrastructure Improv.
Project Number	WW-27001
Project Category	Wastewater Improvements (WW)
Project Location	Citywide
Fund	72000 - Sewer Enterprise Fund
Department	Public Works
Status	Construction
Initial Project Start	July 1, 2026
Initial Project Completion	June 30, 2027
Revised Project Start	N/A
Revised Project Completion	N/A




Project Description This project provides funding for the replacement of aging and ineffective wastewater infrastructure, including sewer mains and manholes. Locations and methodology will be determined by the current Sanitary Sewer Master Plan, which protects the health and safety of the community's residents and commercial entities.

FUNDING SOURCES	Prior Years	FY 2026	FY 2026	FY 2027	FY 2028	FY 2029	FY 2030	FY 2031	5-Year CIP	Beyond	Total
		Budget	Estimate						Total	5-Year Total	
72000 - Sewer Enterprise Fund	\$ -	\$ -	\$ -	\$ 100,000	\$ 100,000	\$ -	\$ -	\$ -	\$ 200,000	\$ -	\$ 100,000
Total	\$ -	\$ -	\$ -	\$ 100,000	\$ 100,000	\$ -	\$ -	\$ -	\$ 200,000	\$ -	\$ 100,000

PROJECT USES	Prior Years	FY 2026	FY 2026	FY 2027	FY 2028	FY 2029	FY 2030	FY 2031	5-Year CIP	Beyond	Total
		Budget	Estimate						Total	5-Year Total	
Construction	\$ -	\$ -	\$ -	\$ 100,000	\$ 100,000	\$ -	\$ -	\$ -	\$ 200,000	\$ -	\$ 100,000
Total	\$ -	\$ -	\$ -	\$ 100,000	\$ 100,000	\$ -	\$ -	\$ -	\$ 200,000	\$ -	\$ 100,000

Project Title	Community Center Elevator
Project Number	FA-26001
Project Category	Facility Improvements (FA)
Project Location	611 E. Sierra Madre Blvd.
Fund	10000 - General Fund
Department	Public Works
Status	Design
Initial Project Start	July 1, 2025
Initial Project Completion	June 30, 2026
Revised Project Start	April 15, 2026
Revised Project Completion	June 30, 2027




Project Description This project provides funding for the repair and/or replacement of the elevator at the Sierra Madre Recreation Center (currently leased to the YMCA). The elevator is essential for Americans with Disabilities (ADA) compliance in the building and allows access to the second floor of the facility.

FUNDING SOURCES	Prior Years	FY 2026	FY 2026	FY 2027	FY 2028	FY 2029	FY 2030	FY 2031	5-Year CIP	Beyond	Total
		Budget	Estimate						Total	5-Year Total	
10000 - General Fund	\$ -	\$ 750,000	\$ -	\$ 750,000	\$ -	\$ -	\$ -	\$ -	\$ 750,000	\$ -	\$ 750,000
Total	\$ -	\$ 750,000	\$ -	\$ 750,000	\$ -	\$ -	\$ -	\$ -	\$ 750,000	\$ -	\$ 750,000

PROJECT USES	Prior Years	FY 2026	FY 2026	FY 2027	FY 2028	FY 2029	FY 2030	FY 2031	5-Year CIP	Beyond	Total
		Budget	Estimate						Total	5-Year Total	
Engineering	\$ -	\$ 75,000	\$ -	\$ 75,000	\$ -	\$ -	\$ -	\$ -	\$ 75,000	\$ -	\$ 75,000
Construction	\$ -	\$ 675,000	\$ -	\$ 675,000	\$ -	\$ -	\$ -	\$ -	\$ 675,000	\$ -	\$ 675,000
Total	\$ -	\$ 750,000	\$ -	\$ 750,000	\$ -	\$ -	\$ -	\$ -	\$ 750,000	\$ -	\$ 750,000

Project Title	Aquatic Center Pool/Deck Resurfacing
Project Number	FA-26002
Project Category	Facility Improvements (FA)
Project Location	611 E. Sierra Madre Blvd.
Fund	10000 - General Fund
Department	Public Works
Status	Design
Initial Project Start	July 1, 2025
Initial Project Completion	June 30, 2026
Revised Project Start	March 1, 2026
Revised Project Completion	December 31, 2026



Project Description This project provides funding for the repair of the main pool deck and the plaster surfaces of both the main and small pools at the Sierra Madre Aquatics Facility. This is a priority project, as currently the Los Angeles County Health Department has issued the City notices of corrective actions that must be completed early in FY27.

FUNDING SOURCES	Prior Years	FY 2026	FY 2026	FY 2027	FY 2028	FY 2029	FY 2030	FY 2031	5-Year CIP	Beyond	Total
		Budget	Estimate						Total	5-Year Total	
10000 - General Fund	\$ -	\$ 150,000	\$ 324,050	\$ -	\$ -	\$ -	\$ -	\$ -	\$ 324,050	\$ -	\$ 324,050
Total	\$ -	\$ 150,000	\$ 324,050	\$ -	\$ -	\$ -	\$ -	\$ -	\$ 324,050	\$ -	\$ 324,050

PROJECT USES	Prior Years	FY 2026	FY 2026	FY 2027	FY 2028	FY 2029	FY 2030	FY 2031	5-Year CIP	Beyond	Total
		Budget	Estimate						Total	5-Year Total	
Construction	\$ -	\$ -	\$ 324,050	\$ -	\$ -	\$ -	\$ -	\$ -	\$ 324,050	\$ -	\$ 324,050
Total	\$ -	\$ -	\$ 324,050	\$ -	\$ -	\$ -	\$ -	\$ -	\$ 324,050	\$ -	\$ 324,050

Project Title	Lizzie's Trail Inn & Richardson House
Project Number	FA-26003
Project Category	Facility Improvements (FA)
Project Location	167 E. Mira Monte
Fund	27001 - Calif. State Parks Dept. Grants & Local
Department	Library & Community Services
Status	Design
Initial Project Start	July 1, 2025
Initial Project Completion	June 30, 2026
Revised Project Start	N/A
Revised Project Completion	June 30, 2027



Project Description The work aims to stabilize structures, replace roofing, manage tree interference, and preserve the historic character of both sites. The project is designed to provide a 20–30 year solution for building longevity. The Lizzie’s Trail Inn & Richardson House project is funded through a Reimbursable Grant from California State Parks Department of Grants & Local Services (OGALS) in the amount of \$184,666.

FUNDING SOURCES	Prior Years	FY 2026	FY 2026	FY 2027	FY 2028	FY 2029	FY 2030	FY 2031	5-Year CIP	Beyond	Total
		Budget	Estimate						Total	5-Year Total	
29007 - Targeted State Grants	\$ -	\$ 184,666	\$ 46,450	\$ 138,216	\$ -	\$ -	\$ -	\$ -	\$ 184,666	\$ -	\$ 184,666
Total	\$ -	\$ 184,666	\$ 46,450	\$ 138,216	\$ -	\$ -	\$ -	\$ -	\$ 184,666	\$ -	\$ 184,666

PROJECT USES	Prior Years	FY 2026	FY 2026	FY 2027	FY 2028	FY 2029	FY 2030	FY 2031	5-Year CIP	Beyond	Total
		Budget	Estimate						Total	5-Year Total	
Design	\$ -	\$ 77,500	\$ 46,450	\$ 31,050	\$ -	\$ -	\$ -	\$ -	\$ 77,500	\$ -	\$ 77,500
Construction		\$ 107,166	\$ -	\$ 107,166	\$ -	\$ -	\$ -	\$ -	\$ 107,166	\$ -	\$ 107,166
Total	\$ -	\$ 184,666	\$ 46,450	\$ 138,216	\$ -	\$ -	\$ -	\$ -	\$ 184,666	\$ -	\$ 184,666

Project Title	City Hall Generator Replacement
Project Number	FA-26004
Project Category	Facility Improvements (FA)
Project Location	232 W. Sierra Madre Blvd
Fund	60001 - Facilities ISF
Department	Public Works
Status	Construction
Initial Project Start	September 1, 2025
Initial Project Completion	June 30, 2027
Revised Project Start	N/A
Revised Project Completion	N/A



Project Description During a series of outages in late August and early September 2025, the City Hall/Public Safety Building emergency backup generator failed. The generator is over 80 years and well-past its useful life. In 2026, a contract was awarded; however, due to significant lead times for generator acquisition, project implementation is being deferred to FY 2027.

FUNDING SOURCES	Prior Years	FY 2026	FY 2026	FY 2027	FY 2028	FY 2029	FY 2030	FY 2031	5-Year CIP	Beyond	Total
		Budget	Estimate						Total	5-Year Total	
60001 - Facilities ISF	\$ -	\$ 330,563	\$ -	\$ 330,563	\$ -	\$ -	\$ -	\$ -	\$ 330,563	\$ -	\$ 330,563
Total	\$ -	\$ 330,563	\$ -	\$ 330,563	\$ -	\$ -	\$ -	\$ -	\$ 330,563	\$ -	\$ 330,563

PROJECT USES	Prior Years	FY 2026	FY 2026	FY 2027	FY 2028	FY 2029	FY 2030	FY 2031	5-Year CIP	Beyond	Total
		Budget	Estimate						Total	5-Year Total	
Construction		\$ 330,563	\$ -	\$ 330,563	\$ -	\$ -	\$ -	\$ -	\$ 330,563	\$ -	\$ 330,563
Total	\$ -	\$ 330,563	\$ -	\$ 330,563	\$ -	\$ -	\$ -	\$ -	\$ 330,563	\$ -	\$ 330,563

Project Title	Active Transportation Improvements
Project Number	FA-27001
Project Category	Facility Improvements (FA)
Project Location	Citywide
Fund	34007 - Transportation Fee
Department	Public Works
Status	Construction
Initial Project Start	July 1, 2026
Initial Project Completion	June 30, 2027
Revised Project Start	N/A
Revised Project Completion	N/A



Project Description This project provides funding for various improvements/enhancements for Active Transportation within the City of Sierra Madre. The installation of non-vehicular amenities, such as bike racks, bike lane improvements, crosswalk safety enhancements, and regional transportation bus stop locations will be targeted for the use of this funding.

FUNDING SOURCES	Prior Years	FY 2026	FY 2026	FY 2027	FY 2028	FY 2029	FY 2030	FY 2031	5-Year CIP	Beyond	Total
		Budget	Estimate						Total	5-Year Total	
34007 - Transportation Fee	\$ -	\$ -	\$ -	\$ 75,000	\$ -	\$ -	\$ -	\$ -	\$ 75,000	\$ -	\$ 75,000
Total	\$ -	\$ -	\$ -	\$ 75,000	\$ -	\$ -	\$ -	\$ -	\$ 75,000	\$ -	\$ 75,000

PROJECT USES	Prior Years	FY 2026	FY 2026	FY 2027	FY 2028	FY 2029	FY 2030	FY 2031	5-Year CIP	Beyond	Total
		Budget	Estimate						Total	5-Year Total	
Construction	\$ -	\$ -	\$ -	\$ 75,000	\$ -	\$ -	\$ -	\$ -	\$ 75,000	\$ -	\$ 75,000
Total	\$ -	\$ -	\$ -	\$ 75,000	\$ -	\$ -	\$ -	\$ -	\$ 75,000	\$ -	\$ 75,000

Project Title	City Hall ADA Parking Spaces
Project Number	FA-27002
Project Category	Facility Improvements (FA)
Project Location	City Hall Parking Lot
Fund	SB-1186 License Fees
Department	Public Works
Status	Design
Initial Project Start	July 1, 2026
Initial Project Completion	June 30, 2027
Revised Project Start	N/A
Revised Project Completion	N/A



Project Description The ADA Parking Space project is funded through SB 1186 License Fee, which are collected by City Governments for local business licenses or permits. Local jurisdictions retain 90% of the fees and 10% is remitted to the Division of the State Architect. The funds are required to be used for construction-related accessibility requirements at businesses and facilities that are open to the public.

FUNDING SOURCES	Prior Years	FY 2026	FY 2026	FY 2027	FY 2028	FY 2029	FY 2030	FY 2031	5-Year CIP	Beyond	Total
		Budget	Estimate						Total	5-Year Total	
SB-1186 License Fees	\$ -	\$ -	\$ -	\$ 50,000	\$ -	\$ -	\$ -	\$ -	\$ 50,000	\$ -	\$ 50,000
Total	\$ -	\$ -	\$ -	\$ 50,000	\$ -	\$ -	\$ -	\$ -	\$ 50,000	\$ -	\$ 50,000

PROJECT USES	Prior Years	FY 2026	FY 2026	FY 2027	FY 2028	FY 2029	FY 2030	FY 2031	5-Year CIP	Beyond	Total
		Budget	Estimate						Total	5-Year Total	
Design	\$ -	\$ -	\$ -	\$ 15,000	\$ -	\$ -	\$ -	\$ -	\$ 15,000	\$ -	\$ 15,000
Construction	\$ -	\$ -	\$ -	\$ 35,000	\$ -	\$ -	\$ -	\$ -	\$ 35,000	\$ -	\$ 35,000
Total	\$ -	\$ -	\$ -	\$ 50,000	\$ -	\$ -	\$ -	\$ -	\$ 50,000	\$ -	\$ 50,000

Project Title	Memorial Park Restroom Remodel
Project Number	FA-27003
Project Category	Park Improvements (PA)
Project Location	Memorial Park
Fund	34006 - Quimby Fees
Department	Library & Community Services
Status	Design
Initial Project Start	July 1, 2026
Initial Project Completion	June 30, 2027
Revised Project Start	N/A
Revised Project Completion	N/A



Project Description This project provides funding for the design and remodel/construction/repurposing of the Restroom Facilities at Memorial Park. The restrooms adjoined to the historic Hart Park House Senior Center are often closed during events due to sanitary failures.

FUNDING SOURCES	Prior Years	FY 2026	FY 2026	FY 2027	FY 2028	FY 2029	FY 2030	FY 2031	5-Year CIP	Beyond	Total
		Budget	Estimate						Total	5-Year Total	
34006 - Quimby Fees	\$ -	\$ -	\$ -	\$ 50,000	\$ -	\$ -	\$ -	\$ -	\$ 50,000	\$ -	\$ 50,000
Total	\$ -	\$ -	\$ -	\$ 50,000	\$ -	\$ -	\$ -	\$ -	\$ 50,000	\$ -	\$ 50,000

PROJECT USES	Prior Years	FY 2026	FY 2026	FY 2027	FY 2028	FY 2029	FY 2030	FY 2031	5-Year CIP	Beyond	Total
		Budget	Estimate						Total	5-Year Total	
Design	\$ -	\$ -	\$ -	\$ 7,500	\$ -	\$ -	\$ -	\$ -	\$ 7,500	\$ -	\$ 7,500
Construction	\$ -	\$ -	\$ -	\$ 42,500	\$ -	\$ -	\$ -	\$ -	\$ 42,500	\$ -	\$ 42,500
Total	\$ -	\$ -	\$ -	\$ 50,000	\$ -	\$ -	\$ -	\$ -	\$ 50,000	\$ -	\$ 50,000

Project Title	Sierra Vista Park Restroom Remodel
Project Number	FA-27004
Project Category	Park Improvements (PA)
Project Location	Sierra Vista Park
Fund	34006 - Quimby Fees
Department	Library & Community Services
Status	Design
Initial Project Start	July 1, 2026
Initial Project Completion	June 30, 2027
Revised Project Start	N/A
Revised Project Completion	N/A



Project Description This project provides funding for the evaluation, design, and remodel/construction of the Restroom Facilities at Sierra Vista Park. The bathrooms at Heasley Field (and potentially Dapper Field) are heavily used by residents and visitors to the park, playgrounds, and sports fields.

FUNDING SOURCES	Prior Years	FY 2026	FY 2026	FY 2027	FY 2028	FY 2029	FY 2030	FY 2031	5-Year CIP	Beyond	Total
		Budget	Estimate						Total	5-Year Total	
34006 - Quimby Fees	\$ -	\$ -	\$ -	\$ 75,000	\$ -	\$ -	\$ -	\$ -	\$ 75,000	\$ -	\$ 75,000
Total	\$ -	\$ -	\$ -	\$ 75,000	\$ -	\$ -	\$ -	\$ -	\$ 75,000	\$ -	\$ 75,000

PROJECT USES	Prior Years	FY 2026	FY 2026	FY 2027	FY 2028	FY 2029	FY 2030	FY 2031	5-Year CIP	Beyond	Total
		Budget	Estimate						Total	5-Year Total	
Design	\$ -	\$ -	\$ -	\$ 7,500	\$ -	\$ -	\$ -	\$ -	\$ 7,500	\$ -	\$ 7,500
Construction	\$ -	\$ -	\$ -	\$ 67,500	\$ -	\$ -	\$ -	\$ -	\$ 67,500	\$ -	\$ 67,500
Total	\$ -	\$ -	\$ -	\$ 75,000	\$ -	\$ -	\$ -	\$ -	\$ 75,000	\$ -	\$ 75,000

Project Title	EV Charging Station
Project Number	FA-27005
Project Category	Facility Improvements (FA)
Project Location	Sierra Vista Park
Fund	38003 - Clean Air Fund (AQMD)
Department	Public Works
Status	Design
Initial Project Start	July 1, 2026
Initial Project Completion	June 30, 2027
Revised Project Start	N/A
Revised Project Completion	N/A



Project Description This project provides funding for the installation of EV Charging Stations. This will assist the City in moving towards Fleet electrification.

FUNDING SOURCES	Prior Years	FY 2026	FY 2026	FY 2027	FY 2028	FY 2029	FY 2030	FY 2031	5-Year CIP	Beyond	Total
		Budget	Estimate						Total	5-Year Total	
38003 - Clean Air Fund (AQMD)	\$ -	\$ -	\$ -	\$ 55,000	\$ -	\$ -	\$ -	\$ -	\$ 55,000	\$ -	\$ 55,000
Total	\$ -	\$ -	\$ -	\$ 55,000	\$ -	\$ -	\$ -	\$ -	\$ 55,000	\$ -	\$ 55,000

PROJECT USES	Prior Years	FY 2026	FY 2026	FY 2027	FY 2028	FY 2029	FY 2030	FY 2031	5-Year CIP	Beyond	Total
		Budget	Estimate						Total	5-Year Total	
Design	\$ -	\$ -	\$ -	\$ 10,000	\$ -	\$ -	\$ -	\$ -	\$ 10,000	\$ -	\$ 10,000
Construction	\$ -	\$ -	\$ -	\$ 45,000	\$ -	\$ -	\$ -	\$ -	\$ 45,000	\$ -	\$ 45,000
Total	\$ -	\$ -	\$ -	\$ 55,000	\$ -	\$ -	\$ -	\$ -	\$ 55,000	\$ -	\$ 55,000

Project Title	Desktop Refresh
Project Number	IT-27001
Project Category	Information and Technology (IT)
Project Location	City Hall
Fund	60003 - Technology ISF
Department	Information Technology
Status	Implementation
Initial Project Start	July 1, 2026
Initial Project Completion	June 30, 2027
Revised Project Start	N/A
Revised Project Completion	N/A



Project Description This project provides funding for the replacement of 25% of the City's computers used by City employees.

FUNDING SOURCES	Prior Years	FY 2026	FY 2026	FY 2027	FY 2028	FY 2029	FY 2030	FY 2031	5-Year CIP	Beyond	Total
		Budget	Estimate						Total	5-Year Total	
60003 - Technology ISF	\$ -	\$ -	\$ -	\$ 45,000	\$ -	\$ -	\$ -	\$ -	\$ 45,000	\$ -	\$ 45,000
Total	\$ -	\$ -	\$ -	\$ 45,000	\$ -	\$ -	\$ -	\$ -	\$ 45,000	\$ -	\$ 45,000

PROJECT USES	Prior Years	FY 2026	FY 2026	FY 2027	FY 2028	FY 2029	FY 2030	FY 2031	5-Year CIP	Beyond	Total
		Budget	Estimate						Total	5-Year Total	
Installation	\$ -	\$ -	\$ -	\$ 45,000	\$ -	\$ -	\$ -	\$ -	\$ 45,000	\$ -	\$ 45,000
Total	\$ -	\$ -	\$ -	\$ 45,000	\$ -	\$ -	\$ -	\$ -	\$ 45,000	\$ -	\$ 45,000

Project Title	Cyber Security Initiatives
Project Number	IT-27002
Project Category	Information and Technology (IT)
Project Location	City Hall
Fund	60003 - Technology ISF
Department	Information Technology
Status	Implementation
Initial Project Start	July 1, 2026
Initial Project Completion	June 30, 2027
Revised Project Start	N/A
Revised Project Completion	N/A



Project Description This project provides funding for the design, configuration and procurement of Cyber Security System - SEIM, used to detect and analyze data across all city infrastructure.

FUNDING SOURCES	Prior Years	FY 2026	FY 2026	FY 2027	FY 2028	FY 2029	FY 2030	FY 2031	5-Year CIP	Beyond	Total
		Budget	Estimate						Total	5-Year Total	
60003 - Technology ISF	\$ -	\$ -	\$ -	\$ 45,000	\$ -	\$ -	\$ -	\$ -	\$ 45,000	\$ -	\$ 45,000
Total	\$ -	\$ -	\$ -	\$ 45,000	\$ -	\$ -	\$ -	\$ -	\$ 45,000	\$ -	\$ 45,000

PROJECT USES	Prior Years	FY 2026	FY 2026	FY 2027	FY 2028	FY 2029	FY 2030	FY 2031	5-Year CIP	Beyond	Total
		Budget	Estimate						Total	5-Year Total	
Installation	\$ -	\$ -	\$ -	\$ 45,000	\$ -	\$ -	\$ -	\$ -	\$ 45,000	\$ -	\$ 45,000
Total	\$ -	\$ -	\$ -	\$ 45,000	\$ -	\$ -	\$ -	\$ -	\$ 45,000	\$ -	\$ 45,000

Project Title	Data Center Refresh - 10 GIG Updates
Project Number	IT-27003
Project Category	Information and Technology (IT)
Project Location	City Hall
Fund	60003 - Technology ISF
Department	Information Technology
Status	Implementation
Initial Project Start	July 1, 2026
Initial Project Completion	June 30, 2027
Revised Project Start	N/A
Revised Project Completion	N/A



Project Description This project provides funding for the Data Center Refresh, upgrading networking infrastructure from 1 GIG to 10 GIG. This project is vital to the efficiency and security of the various software programs utilized by all City Departments.

FUNDING SOURCES	Prior Years	FY 2026	FY 2026	FY 2027	FY 2028	FY 2029	FY 2030	FY 2031	5-Year CIP	Beyond	Total
		Budget	Estimate						Total	5-Year Total	
60003 - Technology ISF	\$ -	\$ -	\$ -	\$ 25,000	\$ -	\$ -	\$ -	\$ -	\$ 25,000	\$ -	\$ 25,000
Total	\$ -	\$ -	\$ -	\$ 25,000	\$ -	\$ -	\$ -	\$ -	\$ 25,000	\$ -	\$ 25,000

PROJECT USES	Prior Years	FY 2026	FY 2026	FY 2027	FY 2028	FY 2029	FY 2030	FY 2031	5-Year CIP	Beyond	Total
		Budget	Estimate						Total	5-Year Total	
Installation	\$ -	\$ -	\$ -	\$ 25,000	\$ -	\$ -	\$ -	\$ -	\$ 25,000	\$ -	\$ 25,000
Total	\$ -	\$ -	\$ -	\$ 25,000	\$ -	\$ -	\$ -	\$ -	\$ 25,000	\$ -	\$ 25,000

Project Title	IdP Implementation
Project Number	IT-27004
Project Category	Information and Technology (IT)
Project Location	City Hall
Fund	60003 - Technology ISF
Department	Information Technology
Status	Implementation
Initial Project Start	July 1, 2026
Initial Project Completion	June 30, 2027
Revised Project Start	N/A
Revised Project Completion	N/A



Project Description This project provides funding for the design, configuration and procurement of IdP to support secure authentication for City staff.

FUNDING SOURCES	Prior Years	FY 2026	FY 2026	FY 2027	FY 2028	FY 2029	FY 2030	FY 2031	5-Year CIP	Beyond	Total
		Budget	Estimate						Total	5-Year Total	
60003 - Technology ISF	\$ -	\$ -	\$ -	\$ 18,000	\$ -	\$ -	\$ -	\$ -	\$ 18,000	\$ -	\$ 18,000
Total	\$ -	\$ -	\$ -	\$ 18,000	\$ -	\$ -	\$ -	\$ -	\$ 18,000	\$ -	\$ 18,000

PROJECT USES	Prior Years	FY 2026	FY 2026	FY 2027	FY 2028	FY 2029	FY 2030	FY 2031	5-Year CIP	Beyond	Total
		Budget	Estimate						Total	5-Year Total	
Installation	\$ -	\$ -	\$ -	\$ 18,000	\$ -	\$ -	\$ -	\$ -	\$ 18,000	\$ -	\$ 18,000
Total	\$ -	\$ -	\$ -	\$ 18,000	\$ -	\$ -	\$ -	\$ -	\$ 18,000	\$ -	\$ 18,000

Project Title	SSO Implementation
Project Number	IT-27005
Project Category	Information and Technology (IT)
Project Location	City Hall
Fund	60003 - Technology ISF
Department	Information Technology
Status	Implementation
Initial Project Start	July 1, 2026
Initial Project Completion	June 30, 2027
Revised Project Start	N/A
Revised Project Completion	N/A



Project Description This project provides funding for the design, configuration and procurement of SSO to support consistency of authentication for Microsoft 365 access and strengthen security against credential compromise and unauthorized access

FUNDING SOURCES	Prior Years	FY 2026	FY 2026	FY 2027	FY 2028	FY 2029	FY 2030	FY 2031	5-Year CIP	Beyond	Total
		Budget	Estimate						Total	5-Year Total	
60003 - Technology ISF	\$ -	\$ -	\$ -	\$ 8,000	\$ -	\$ -	\$ -	\$ -	\$ 8,000	\$ -	\$ 8,000
Total	\$ -	\$ -	\$ -	\$ 8,000	\$ -	\$ -	\$ -	\$ -	\$ 8,000	\$ -	\$ 8,000

PROJECT USES	Prior Years	FY 2026	FY 2026	FY 2027	FY 2028	FY 2029	FY 2030	FY 2031	5-Year CIP	Beyond	Total
		Budget	Estimate						Total	5-Year Total	
Installation	\$ -	\$ -	\$ -	\$ 8,000	\$ -	\$ -	\$ -	\$ -	\$ 8,000	\$ -	\$ 8,000
Total	\$ -	\$ -	\$ -	\$ 8,000	\$ -	\$ -	\$ -	\$ -	\$ 8,000	\$ -	\$ 8,000

Project Title	ZTNA Implementation
Project Number	IT-27006
Project Category	Information and Technology (IT)
Project Location	City Hall
Fund	60003 - Technology ISF
Department	Information Technology
Status	Implementation
Initial Project Start	July 1, 2026
Initial Project Completion	June 30, 2027
Revised Project Start	N/A
Revised Project Completion	N/A



Project Description This project provides funding for the design, configuration and procurement of a ZTNA system for secure remote access for police vehicle Mobile Data Computers (MDCs) and other field systems that handle sensitive law enforcement data.

FUNDING SOURCES	Prior Years	FY 2026	FY 2026	FY 2027	FY 2028	FY 2029	FY 2030	FY 2031	5-Year CIP	Beyond	Total
		Budget	Estimate						Total	5-Year Total	
60003 - Technology ISF	\$ -	\$ -	\$ -	\$ 6,000	\$ -	\$ -	\$ -	\$ -	\$ 6,000	\$ -	\$ 6,000
Total	\$ -	\$ -	\$ -	\$ 6,000	\$ -	\$ -	\$ -	\$ -	\$ 6,000	\$ -	\$ 6,000

PROJECT USES	Prior Years	FY 2026	FY 2026	FY 2027	FY 2028	FY 2029	FY 2030	FY 2031	5-Year CIP	Beyond	Total
		Budget	Estimate						Total	5-Year Total	
Installation	\$ -	\$ -	\$ -	\$ 6,000	\$ -	\$ -	\$ -	\$ -	\$ 6,000	\$ -	\$ 6,000
Total	\$ -	\$ -	\$ -	\$ 6,000	\$ -	\$ -	\$ -	\$ -	\$ 6,000	\$ -	\$ 6,000

Project Title	Asphalt Roller
Project Number	OP-27001
Project Category	Other Improvements/Purchases (OP)
Project Location	N/A
Fund	71000 - Water Enterprise Fund
Department	Public Works
Status	Purchase
Initial Project Start	July 1, 2026
Initial Project Completion	June 30, 2027
Revised Project Start	N/A
Revised Project Completion	N/A



Project Description This project provides funding for the purchase of an asphalt roller which will be utilized for rolling compaction of water leak asphalt repair patches.

FUNDING SOURCES	Prior Years	FY 2026	FY 2026	FY 2027	FY 2028	FY 2029	FY 2030	FY 2031	5-Year CIP	Beyond	Total
		Budget	Estimate						Total	5-Year Total	
71000 - Water Enterprise Fund	\$ -	\$ -	\$ -	\$ 60,000	\$ -	\$ -	\$ -	\$ -	\$ 60,000	\$ -	\$ 60,000
Total	\$ -	\$ -	\$ -	\$ 60,000	\$ -	\$ -	\$ -	\$ -	\$ 60,000	\$ -	\$ 60,000

PROJECT USES	Prior Years	FY 2026	FY 2026	FY 2027	FY 2028	FY 2029	FY 2030	FY 2031	5-Year CIP	Beyond	Total
		Budget	Estimate						Total	5-Year Total	
Other	\$ -	\$ -	\$ -	\$ 60,000	\$ -	\$ -	\$ -	\$ -	\$ 60,000	\$ -	\$ 60,000
Total	\$ -	\$ -	\$ -	\$ 60,000	\$ -	\$ -	\$ -	\$ -	\$ 60,000	\$ -	\$ 60,000

Project Title	Concrete Grinder
Project Number	OP-27002
Project Category	Other Improvements/Purchases (OP)
Project Location	N/A
Fund	60010 - Equipment ISF
Department	Public Works
Status	Purchase
Initial Project Start	July 1, 2026
Initial Project Completion	June 30, 2027
Revised Project Start	N/A
Revised Project Completion	N/A



Project Description This project provides funding for the purchase of a concrete grinder for grinding imperfections and lifted areas of concrete..

FUNDING SOURCES	Prior Years	FY 2026	FY 2026	FY 2027	FY 2028	FY 2029	FY 2030	FY 2031	5-Year CIP	Beyond	Total
		Budget	Estimate						Total	5-Year Total	
60010 - Equipment ISF	\$ -	\$ -	\$ -	\$ 8,000	\$ -	\$ -	\$ -	\$ -	\$ 8,000	\$ -	\$ 8,000
Total	\$ -	\$ -	\$ -	\$ 8,000	\$ -	\$ -	\$ -	\$ -	\$ 8,000	\$ -	\$ 8,000

PROJECT USES	Prior Years	FY 2026	FY 2026	FY 2027	FY 2028	FY 2029	FY 2030	FY 2031	5-Year CIP	Beyond	Total
		Budget	Estimate						Total	5-Year Total	
Other	\$ -	\$ -	\$ -	\$ 8,000	\$ -	\$ -	\$ -	\$ -	\$ 8,000	\$ -	\$ 8,000
Total	\$ -	\$ -	\$ -	\$ 8,000	\$ -	\$ -	\$ -	\$ -	\$ 8,000	\$ -	\$ 8,000



|

PLANNING & COMMUNITY PRESERVATION

FY 2027 PROPOSED OPERATING BUDGET

Clare Lin, Director of Planning & Community Preservation





WHAT WE DO

We provide efficient and effective professional planning and building services to the residents of Sierra Madre and to development professionals while safeguarding life and property, enhancing the City's economic base, and protecting neighborhoods and the natural environment.



ORGANIZATIONAL CHART





FY 2026 KEY ACCOMPLISHMENTS

Organization Stability

- Full-time Permit technician position filled

Modernization & Technology

- Online permitting and inspection platform
- Online scheduling platform

State Law Compliance

- ADU Ordinance Update
- General Plan Updates Open Space and Conservation Elements.

State RHNA Residential Developments and Subdivisions

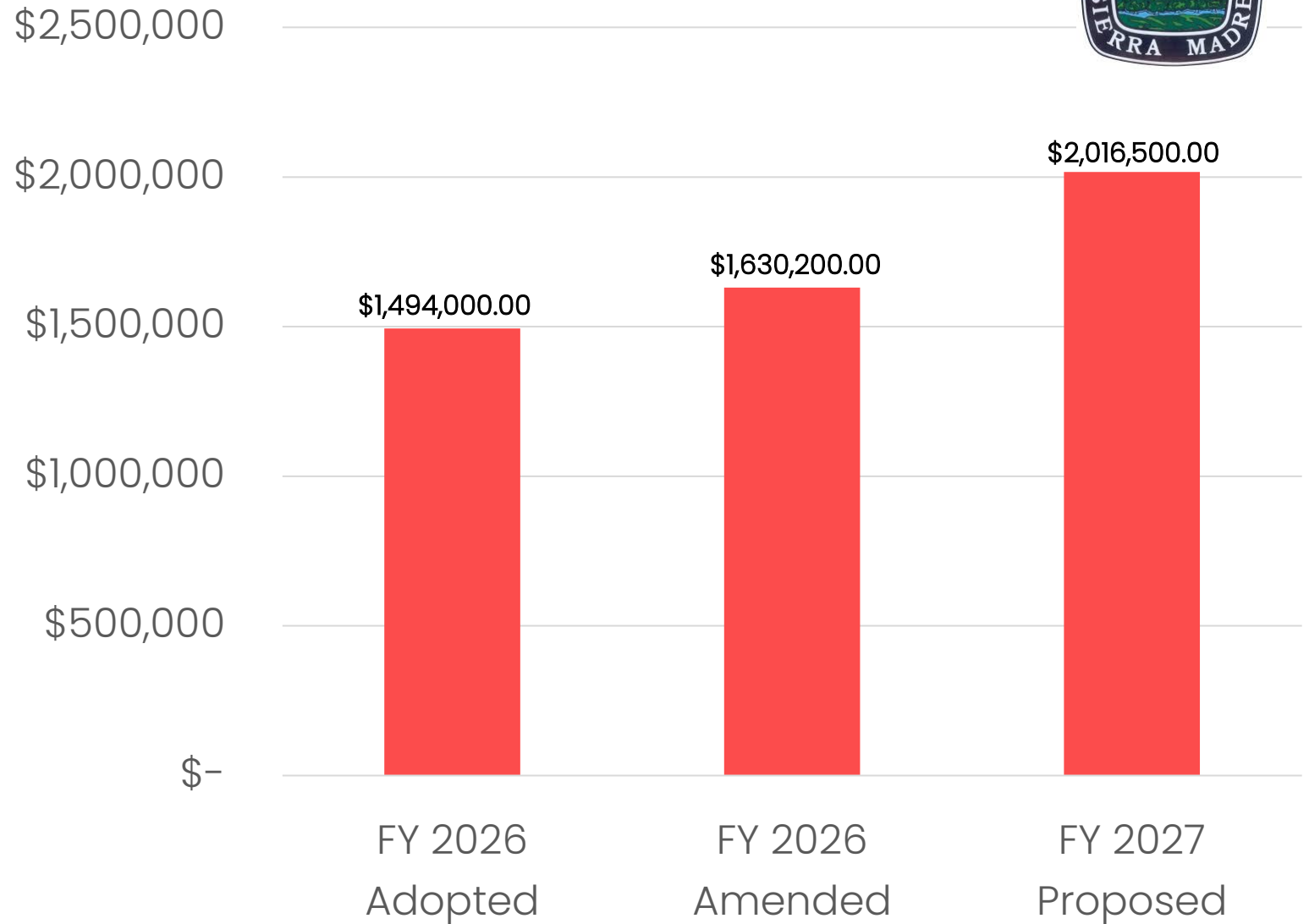
- Stonehouse Subdivision
- Meadows Subdivision and Entitlements
- ADU production



FY 2027 PROPOSED OPERATING BUDGET



REVENUE BUDGET





34.9%

Major Revenue Drivers:

Modernization

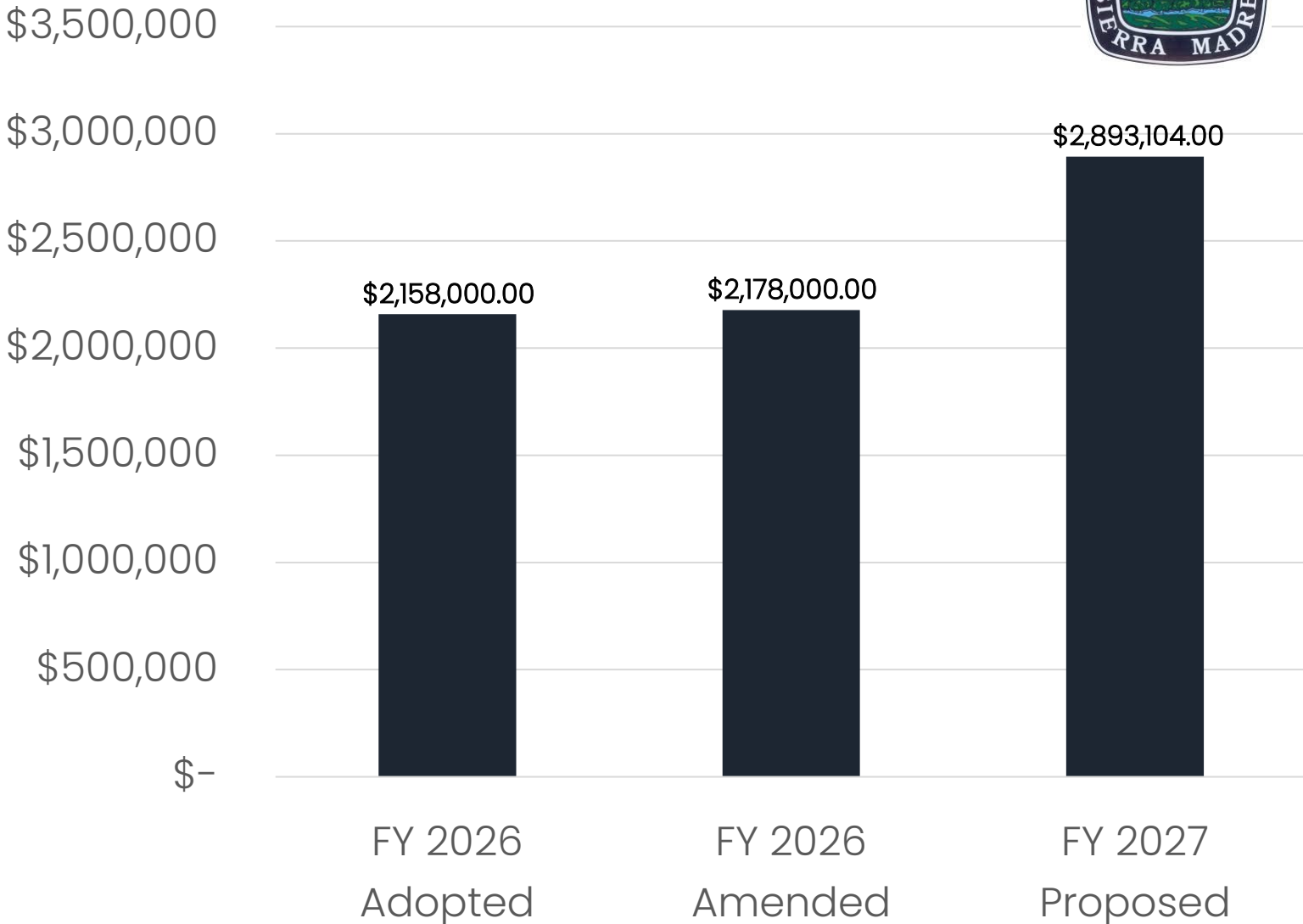
ADUs

Plan Reviews

Permits and Fees



EXPENDITURE BUDGET





9.4%

Major Expenditure Drivers:

Increased Permit Counter Demand
Modernization & Technology
Ongoing Subscription
New Contract Services



FY 2027 WORK PLAN

Regional Collaboration

SGAC Local Data Exchange

SGAC 7th cycle Regional
Housing Need Allocation
Policy and Methodology

State Law Compliance

Municipal Code Text
Amendments


Expanded Services

Address Assignments

Grading and Drainage

Demolition C&D Waste System

Environmental Arborist Review





FY 2027 WORK PLAN

Modernization


Enhance expanded services;
Implement cloud platform for
waste management tracking;
Partner with AI platform for
ADU pre-application

Organizational Growth

Professional Development
Technology
Consultant Support

Entitlements & Permits

Ginkgo II
One Carter
The Meadows





BUDGET ENHANCEMENTS

Expanded Services - \$55,000

Expanded services will introduce streamlined processes designed to provide a centralized, one-stop approach for permitting, inspections, and project tracking. This enhancement will improve operational transparency, coordination, and efficiency in managing development-related activities. Services funded through permit revenue will include grading and drainage review, environmental consulting, and contracted planning support.

Software Subscription - \$5,400

Implementation of advanced technology solutions to improve operational efficiency and enhance customer service delivery. The software subscription will support improved transparency, tracking, and management of construction waste permits, inspections, and compliance reporting through a more streamlined and accessible digital process.



BUDGET ENHANCEMENT SUMMARY

ITEM	ONE-TIME	ONGOING	TOTAL
Grading & Drainage Contract Services	-	\$20,000	\$20,000
Environmental Planner & Arborist Contract Services	-	\$30,000	\$30,000
Green Halo Demolition Permit	-	\$5,400	\$5,400
TOTAL	\$0	\$55,400	\$55,400



STRATEGIC PLAN CORRELATION

GOAL 1 – Organizational Stability

- Innovation & Technology Improvements

GOAL 4 – Community Enrichment

- Enhance Communication & Collaboration
- Enhance Public Education on Key Civic Issues



QUESTIONS



[Clare Lin, Director of Planning and Community Preservation]

Planning & Community Preservation Department Budget Reconciliation

	Positions (FTE)	Expenditures	Revenues	Net
<i>FY 25-26 Adopted Budget</i>	6.00	\$ 2,158,000	\$ 1,494,000	\$ 664,000
Base Adjustments				
<i>One-Time Prior Year Expenditures and Revenues Deleted</i>				
Elimination of Temporary Part-Time Permit Technician		\$ (20,000)	\$ -	\$ (20,000)
The Meadows Development Agreement Public Safety Contribution		\$ -	\$ (250,000)	\$ 250,000
Uncategorized Capital Project Fund Expenses		\$ (175,000)	\$ -	\$ (175,000)
One-Time Prior Year Expenditures and Revenues	0.00	\$ (195,000)	\$ (250,000)	\$ 55,000
Adjustments to Costs of Ongoing Activities				
Salary and Benefit Adjustment		\$ 60,245	\$ -	\$ 60,245
Allocated Charges		\$ 531,949	\$ -	\$ 531,949
Reclass 1.0 FTE Assistant Planner to Associate Planner		\$ 1,570	\$ -	\$ 1,570
Willdan Development Activity Contract Adjustment		\$ 222,240	\$ 715,000	\$ (492,760)
Special Legal Services Contract Adjustment		\$ 11,200	\$ -	\$ 11,200
Accela Software Subscription Costs (reallocated from IT ISF)		\$ 35,500	\$ -	\$ 35,500
DigEPlan Software Subscription Costs (reallocated from IT ISF)		\$ 10,000	\$ -	\$ 10,000
Axon Body Worn Camera - Code Enforcement		\$ 3,000	\$ -	\$ 3,000
Reduction in Other Supplies		\$ (1,000)	\$ -	\$ (1,000)
Adjustments to Costs of Ongoing Activities	0.00	\$ 874,704	\$ 715,000	\$ 159,704
<i>Total FY 26-27 Base Budget</i>	6.00	\$ 2,837,704	\$ 1,959,000	\$ 878,704
Budget Enhancements				
Grading and Drainage Permit Contract Services		\$ 20,000	\$ 23,000	\$ (3,000)
Environmental Review Contract Services		\$ 30,000	\$ 34,500	\$ (4,500)
Green Halo Demolition Permit Software Subscription Costs		\$ 5,400	\$ -	\$ 5,400
Total Budget Enhancements	0.00	\$ 55,400	\$ 57,500	\$ (2,100)
<i>Total FY 26-27 Proposed Budget</i>	6.00	\$ 2,893,104	\$ 2,016,500	\$ 876,604



LIBRARY & COMMUNITY SERVICES

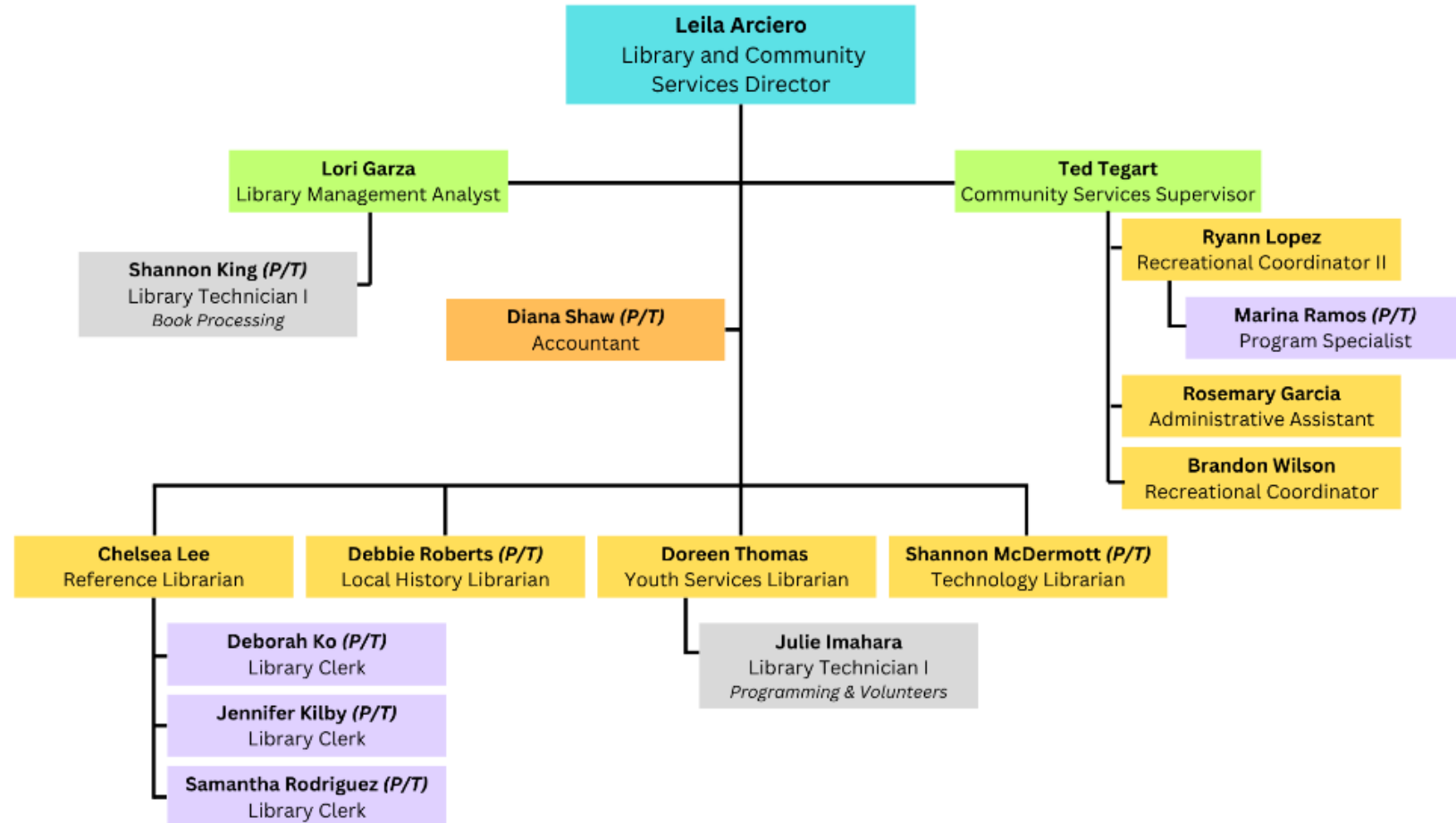
FY 2027 PROPOSED OPERATING BUDGET

Leila Arciero, Library & Community Services Director





LIBRARY & COMMUNITY SERVICES ORG CHART





WHAT WE DO: LIBRARY

It is the mission of the Sierra Madre Public Library to provide free and equal access to information, ideas, technology, and the joy of reading to educate and empower our diverse community.



FY 2026 KEY ACCOMPLISHMENTS LIBRARY

Library Meaningful Improvement Project

Completed a transformative expansion and modernization of the Sierra Madre Library, increasing the facility size by over 60%, improving ADA accessibility, and completing a full seismic retrofit to enhance safety and services to the community.

Furniture, Fixtures, and Equipment

Managed FF&E planning and procurement in partnership with TSK Architects, the Friends of the Sierra Madre Library, and the Sierra Madre Library Foundation to furnish and equip the renovated Library.

Secured Grant Extension

Successfully obtained a two-month extension for the City's \$10 million Targeted State Grant, ensuring continued project funding and compliance.



FY 2026 KEY ACCOMPLISHMENTS LIBRARY

Continued Library Operations During Construction

Maintained library services and programming for the community while operating from the temporary facility at 350 W. Sierra Madre Blvd. Increased eResources with Freegal and Comics Plus.

Employee Development and Enrichment

Expanded staff development opportunities through professional memberships, conferences, training programs, and wellness initiatives to strengthen employee growth and public service.

Sierra Madre Historical Preservation Society MOU

Updated and finalized a new Memorandum of Understanding with the Sierra Madre Historical Preservation Society to strengthen collaboration and stewardship of the City's shared historical collections.



WHAT WE DO: COMMUNITY SERVICES

The mission of Sierra Madre Community Services is to provide safe facilities, quality services, and programs that are affordable, open, and friendly, enriching the overall quality of life for all visitors and residents.



FY 2026 KEY ACCOMPLISHMENTS COMMUNITY SERVICES

Social Media and Branding Efforts

Expanded outreach and community engagement through enhanced social media presence, branding initiatives, and promotion of Community Services programs across traditional and digital platforms.

Enhanced Community Events

Successfully launched the City's first Latino Heritage Festival, supported the Mount Wilson 5K Recovery Road Race, expanded Halloween Happenings programming, and increased July 3rd & 4th celebration attendance to more than 10,000 participants with over 100 parade entries.

Pickleball Court Conversion

Completed the conversion of tennis courts into dedicated pickleball courts at Sierra Vista Park, expanding recreational opportunities for residents.



FY 2026 KEY ACCOMPLISHMENTS COMMUNITY SERVICES

Field Use Agreement Updates

Updated Field Use Agreements and Allocation Policies in collaboration with Sierra Madre Little League, Sierra Madre Girls Softball League, and Sierra Madre Pony League to improve scheduling, coordination, and community access.

Special Events Permit Improvements

Created a revised Special Events Permit and will continue to refine it into the next fiscal year for community events.

Bingo Ordinance Reintroduction

Reintroduced a Bingo Ordinance to support nonprofit fundraising efforts and expand community fundraising opportunities.

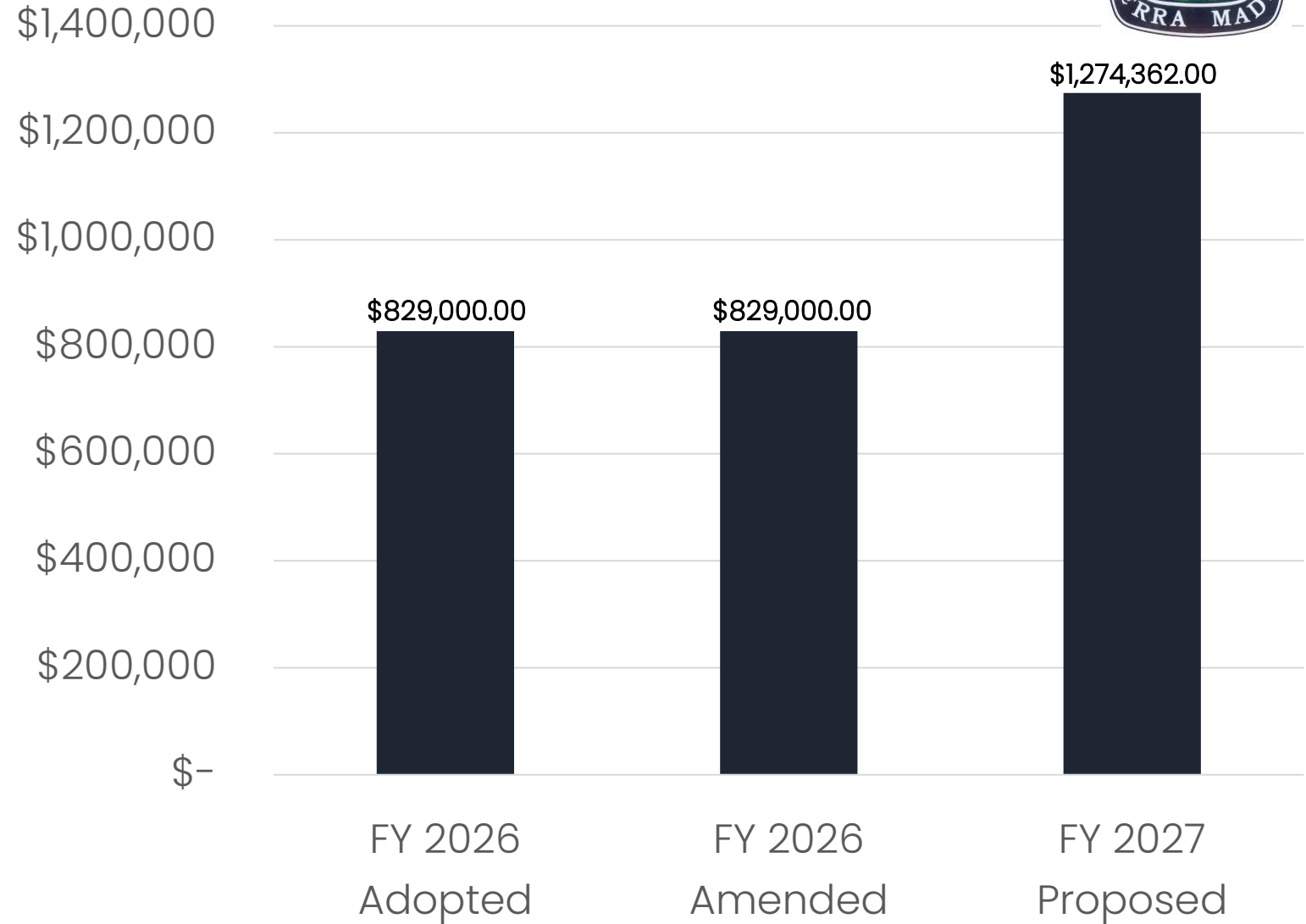


FY 2027 PROPOSED LIBRARY & COMMUNITY SERVICES OPERATING BUDGET





EXPENDITURE BUDGET *LIBRARY*





24%

The increase in library costs is driven by salary & benefit adjustments, the addition of part-time library staffing for the new facility, increase in books and contract costs.

These figures are net of allocated charges.



FY 2027 *LIBRARY* WORK PLAN

Complete Library Reopening and Activation


Successfully transition into full operations within the renovated and expanded Library.

Support Staff Development and Organizational Growth

Continue investing in employee training, professional development, and workforce enrichment opportunities.

Preserve and Promote Local History

Expand efforts to preserve, showcase, and provide public access to Sierra Madre's historical collections.





FY 2027 LIBRARY WORK PLAN

Calendar & Reservations


Implement a modern calendar and reservation system to streamline event registration and room bookings.

Update Policies & Procedures

Update Library policies and procedures to align with the renovated facility and expanded services.

Library Strategic Plan

Develop a comprehensive Library Strategic Plan to guide future growth, programs, and services to the community.





BUDGET ENHANCEMENTS LIBRARY

Additional 0.45 FTE Library Technician

Add a part-time Library Technician, funded through the Robert A. Day Trust, to expand programming support, enhance social media outreach, and assist with operations in the Library's new makerspace.

Additional 0.45 FTE Library Clerk

Add a part-time Library Clerk to support daily operations within the expanded Library, improve shelving and circulation efficiency, and strengthen public service and programming support.

Calendar Development

Implement a modern online calendar and registration platform to streamline event sign-ups, room reservations, and public access to Library programs and services.

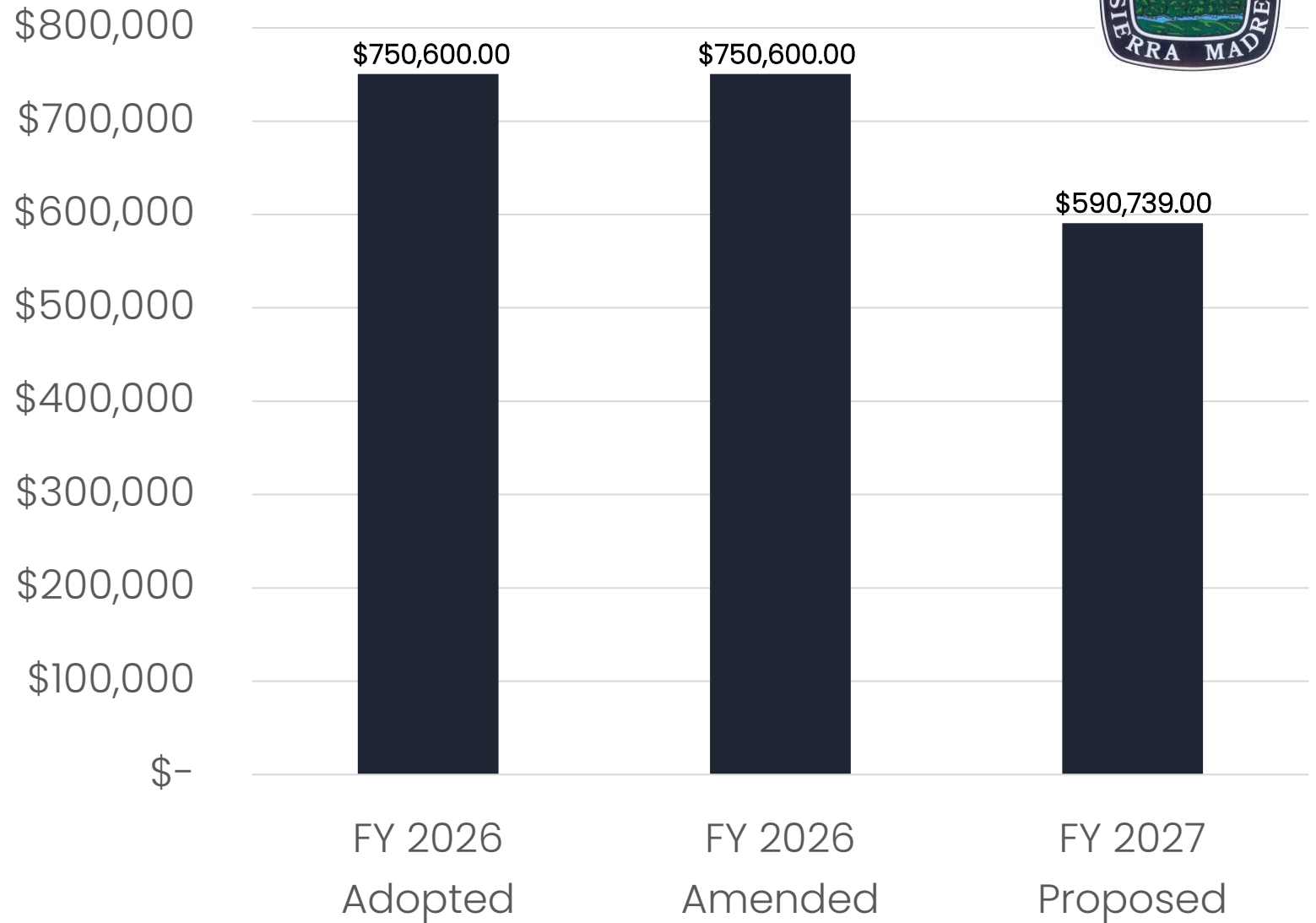


BUDGET ENHANCEMENT SUMMARY

ITEM	ONE-TIME	ONGOING	TOTAL
P/T Library Technician	-	\$20,976	\$20,976
Calendar System	\$4,000	-	\$4,000
TOTAL	\$4,000	\$20,976	\$24,976



EXPENDITURE BUDGET COMMUNITY SERVICES





-27.1%

The decrease in the Community Services' budget reflects increased fundraising support for community events, along with strategic efforts to streamline and prioritize event programming for the upcoming fiscal year. Additional one-time capital improvement funds were also removed from the budget, reflecting the majority of the decrease.

These figures are net of allocated charges.



FY 2027 COMMUNITY SERVICES WORK PLAN

Community and Senior Services


Expand and enhance community and senior services to better meet evolving resident needs.

Special Events Permit

Collaborate with the Community Services Commission to implement an updated Special Events Permit process.

Park Facility Enhancements

Utilize accumulated developer impact fees to assess and implement improvements to restroom facilities at City parks.





FY 2027 COMMUNITY SERVICES WORK PLAN

Parks Master Plan


Partner with consultants to develop a Parks Master Plan guiding future park improvements and recreational investments.

Senior Master Plan

Collaborate with consultants to create a Senior Master Plan focused on enhancing programs and services for Sierra Madre seniors.

Community Events Evaluation

Evaluate community events and programs to ensure they effectively serve community needs while maintaining fiscal responsibility.





STRATEGIC PLAN CORRELATION LIBRARY & COMMUNITY SERVICES

Infrastructure, Innovation, and Public Access

The Library renovation, expanded facility operations, technology improvements, makerspace services, and increased digital access directly support the Strategic Plan's goals related to infrastructure modernization, innovation, accessibility, and enhanced public service delivery.

Community Enrichment and Engagement

Expanded programming, community events, cultural celebrations, senior services, and recreational improvements align with the Strategic Plan's objective to promote community wellness, civic engagement, and an unparalleled quality of life for residents.



STRATEGIC PLAN CORRELATION LIBRARY & COMMUNITY SERVICES

Communication, Outreach, and Partnerships

Enhanced social media efforts, public outreach initiatives, community partnerships, and the updated Historical Preservation Society MOU support the Strategic Plan's goals of improving communication, collaboration, and community connectivity.

Organizational Sustainability and Operational Excellence

Employee development initiatives, additional staffing support, operational enhancements, and updated administrative processes align with the Strategic Plan's focus on staff development, organizational sustainability, and maintaining high-quality public services.



STRATEGIC PLAN CORRELATION *LIBRARY & COMMUNITY SERVICES*

Long-Term Planning and Community Investment

The development of Parks, Senior Services, and Library strategic planning efforts supports the Strategic Plan's commitment to long-term community investment, sustainable growth, and future service expansion.



QUESTIONS



Leila Arciero, Library & Community Services Director

Library Budget Reconciliation

	Positions (FTE)	Expenditures	Revenues	Net
<i>FY 25-26 Adopted Budget</i>	8.15	\$ 885,000	\$ -	\$ 885,000
Base Adjustments				
One-Time Prior Year Expenditures and Revenues Deleted				
N/A				\$ -
One-Time Prior Year Expenditures and Revenues	0.00	\$ -	\$ -	\$ -
Adjustments to Costs of Ongoing Activities				
Salary and Benefit Adjustment		\$ 147,925	\$ -	\$ 147,925
Allocated Charges		\$ 181,685	\$ -	\$ 181,685
Reclass 1.0 FTE Management Analyst to Library Services Manager		\$ 1,102	\$ -	\$ 1,102
Professional Services Contract Adjustment		\$ 4,000	\$ -	\$ 4,000
Books, Reference Materials, & Periodicals		\$ 13,800	\$ -	\$ 13,800
Other Purchased Supplies		\$ 18,500	\$ -	\$ 18,500
Conferences & Meetings		\$ (650)	\$ -	\$ (650)
Adjustments to Costs of Ongoing Activities	0.00	\$ 366,362	\$ -	\$ 366,362
Total FY 26-27 Base Budget	8.15	\$ 1,251,362	\$ -	\$ 1,251,362
Budget Enhancements				
Add 0.45 FTE Library Technician	0.45	\$ 19,000	\$ -	\$ 19,000
Calendar/Reservation System for Library & Community Services		\$ 4,000	\$ -	\$ 4,000
Total Budget Enhancements	0.45	\$ 23,000	\$ -	\$ 23,000
Total FY 26-27 Proposed Budget	8.60	\$ 1,274,362	\$ -	\$ 1,274,362

Community Services Budget Reconciliation

	Positions (FTE)	Expenditures	Revenues	Net
<i>FY 25-26 Adopted Budget</i>	4.45	\$ 750,600	\$ -	\$ 750,600
Base Adjustments				
<i>One-Time Prior Year Expenditures and Revenues Deleted</i>				
Uncategorized Capital Fund Expenditures		\$ (225,600)		\$ (225,600)
One-Time Prior Year Expenditures and Revenues	0.00	\$ (225,600)	\$ -	\$ (225,600)
Adjustments to Costs of Ongoing Activities				
Salary and Benefit Adjustment		\$ 9,829	\$ -	\$ 9,829
Allocated Charges		\$ 43,230	\$ -	\$ 43,230
Reclass 1.0 FTE Community Services Supervisor to Community Services Manager		\$ 7,780	\$ -	\$ 7,780
Special Event Supplies & Materials		\$ 4,900	\$ -	\$ 4,900
Adjustments to Costs of Ongoing Activities	0.00	\$ 65,739	\$ -	\$ 65,739
Total FY 26-27 Base Budget	4.45	\$ 590,739	\$ -	\$ 590,739
Budget Enhancements				
N/A				
Total Budget Enhancements	0.00	\$ -	\$ -	\$ -
Total FY 26-27 Proposed Budget	4.45	\$ 590,739	\$ -	\$ 590,739



FINANCE DEPARTMENT

FY 2027 PROPOSED OPERATING BUDGET

Harry Wong, Finance Director



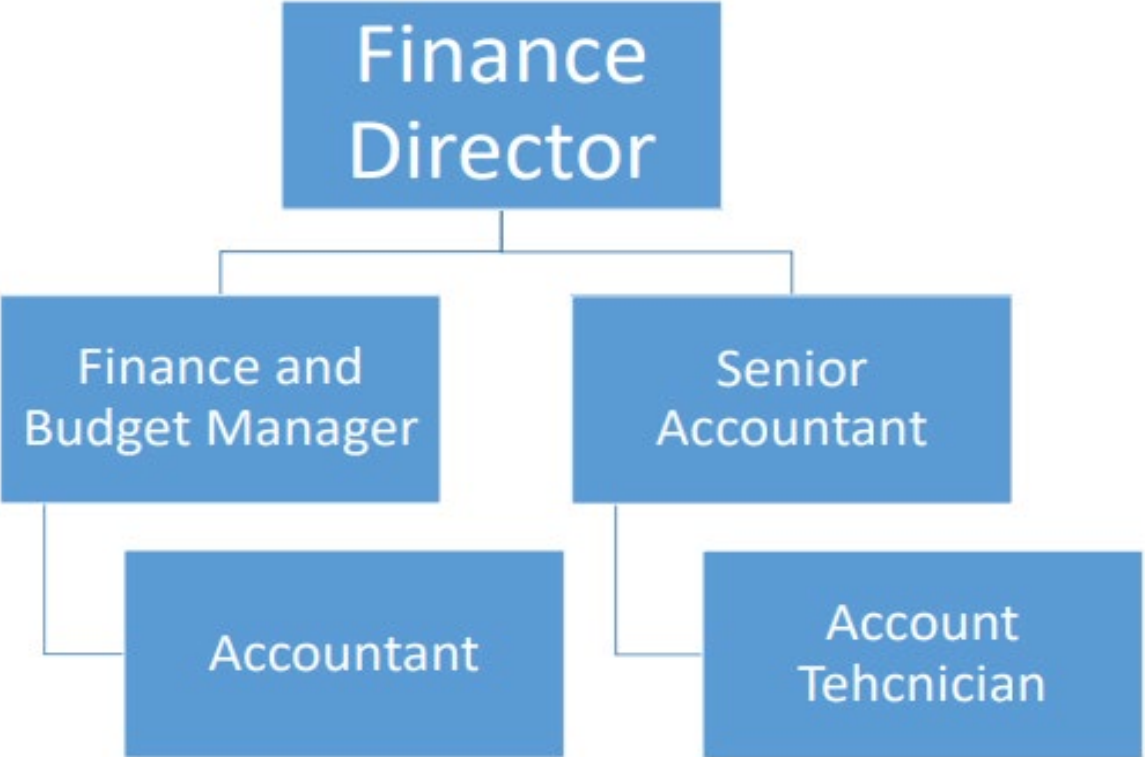


WHAT WE DO

Finance Department is to employ best practices and be transparent in financial management, to strengthen and make judicious use of financial resources to achieve and build City resilience, and to focus on internal and external customer services in various support services.



FINANCE DEPARTMENT ORG CHART





FY 2026 KEY ACCOMPLISHMENTS

Budget & Annual Comprehensive Financial Report (ACFR)

Timely prepared and issued the FY 2025-26 Budget and FY 2024-25 ACFR despite during the Finance Director vacancy

American Rescue Plan Act (ARPA) Examination

Successfully completed the ARPA examination audit without findings

Department Reorganization – Utility Billing

Reorganized Utility Billing function from the Administrative Services



FY 2027 PROPOSED FINANCE DEPARTMENT OPERATING BUDGET



EXPENDITURE BUDGET

\$1,600,000
\$1,400,000
\$1,200,000
\$1,000,000
\$800,000
\$600,000
\$400,000
\$200,000
\$-

FY 2026
Adopted

FY 2026
Amended

FY 2027
Proposed

\$1,504,727.00





In previous budgets, the Finance Department budget was included in a central cost allocation budget and was not clearly defined. As a result, there is no meaningful year over year comparison. The FY 2027 proposed budget now includes a budget for the Finance Department. There are no budget enhancements proposed for FY 2027/



FY 2027 FINANCE DEPARTMENT WORK PLAN

Budget Revamp


Continue to revamp the budget book and budget process by restructuring the GL division and project codes to better present department and CIP budgets

Accounting & Reporting Policies

To create missing accounting policies and update existing policies. For example: The Contracting & Purchasing Policy, Credit Card Issuance & Usage Policy, Travel & Meeting Policy, etc.

Automate Reporting

To explore ways to automate the Budgeting, Accounts Payable and Payroll processes





STRATEGIC PLAN CORRELATION

GOAL 1 – Organizational Sustainability

- Create and maintain long-range financial plans, and establish key financial policies, such as Contracting & Purchasing Policy, Credit Card Issuance & Usage Policy and Travel & Meeting Policy

GOAL 4 – Organizational Excellence

- Enhance budgeting process
- Enhance financial transparency



QUESTIONS

Harry Wong, Finance Director



Finance Department Budget Reconciliation

	Positions (FTE)	Expenditures	Revenues	Net
<i>FY 25-26 Adopted Budget</i>	5.00	\$ -	\$ -	\$ -
Base Adjustments				
One-Time Prior Year Expenditures and Revenues Deleted				
N/A				\$ -
One-Time Prior Year Expenditures and Revenues	0.00	\$ -	\$ -	\$ -
Adjustments to Costs of Ongoing Activities				
Salary and Benefit Adjustment		\$ 823,952	\$ -	\$ 823,952
Allocated Charges		\$ 44,845	\$ -	\$ 44,845
Reallocation of 1.0 FTE Utility Account Specialist from Administrative Services	1.00	\$ 113,659	\$ -	\$ 113,659
Professional Services		\$ 178,000	\$ -	\$ 178,000
Office Supplies & City Postage		\$ 61,000	\$ -	\$ 61,000
Conferences & Meetings		\$ 14,330	\$ -	\$ 14,330
Memberships & Subscriptions		\$ 19,800	\$ -	\$ 19,800
Other Supplies		\$ 1,500	\$ -	\$ 1,500
County Administrative Tax Fees		\$ 96,900	\$ -	\$ 96,900
Banking Fees		\$ 127,900	\$ -	\$ 127,900
Adjustments to Costs of Ongoing Activities	1.00	\$ 1,481,886	\$ -	\$ 1,481,886
Total FY 26-27 Base Budget	6.00	\$ 1,481,886	\$ -	\$ 1,481,886
Budget Enhancements				
N/A				
Total Budget Enhancements	0.00	\$ -	\$ -	\$ -
Total FY 26-27 Proposed Budget	6.00	\$ 1,481,886	\$ -	\$ 1,481,886



CITY MANAGER'S OFFICE ADMINISTRATION

FY 2027 PROPOSED OPERATING BUDGET

Miguel Hernandez, Assistant City Manager





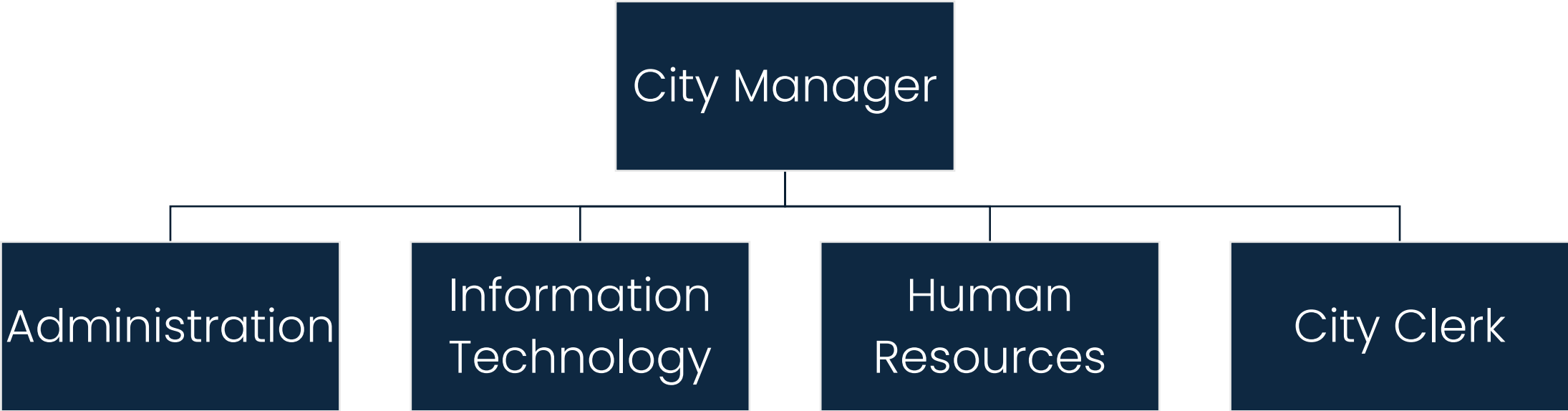
WHAT WE DO

The Administration Division of the City Manager's Office provides administrative leadership for the City, overseeing daily operations and implementing the policies and goals established by the City Council.

The Administration Division coordinates with City departments, implements City's strategic initiatives, and works to ensure efficient, transparent, and responsive local government.

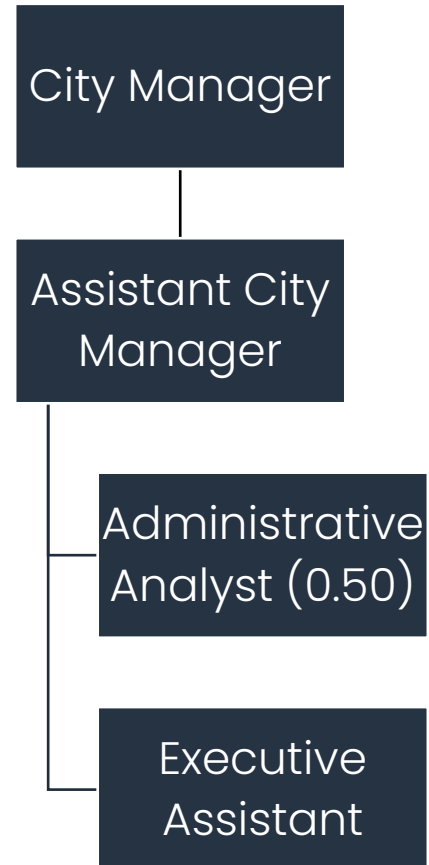


CITY MANAGER'S OFFICE ORG CHART





ADMINISTRATION DIVISION ORG CHART





FY 2026 KEY ACCOMPLISHMENTS

Implementation of City Manager Weekly Report

Provide Weekly updates to the City Council on administrative and service delivery for the preceding week.

Ad Hoc Revenue Committee

Successfully supported the Ad Hoc Revenue Committee's work in support of enhancing the City's financial position.

Community Issues Survey

Worked with a consultant to develop a community issues survey to identify key trends and emergent themes important to the Sierra Madre community.

General Fund Financial Forecast

Worked with a consultant to develop the General Fund Long Range Financial Forecast to better ascertain the City's fiscal health.



FY 2026 KEY ACCOMPLISHMENTS

Crossing Guard MOU with PUSD

Collaborated with the Pasadena Unified School District to develop a cost sharing agreement for crossing guard services at PUSD schools in the City.

EOC Activations

Coordinated three EOC activations in response to large winter storms.

Implementation of PlanetBids


Led the implementation of PlanetBids, the City's new online e-procurement platform.

Measure GL – Gann Limit Measure

Successful placement of Measure GL on the June 2, 2026, statewide primary ballot.



FY 2027 PROPOSED ADMINISTRATION OPERATING BUDGET





EXPENDITURE BUDGET

\$1,000,000

\$800,000

\$600,000

\$400,000

\$200,000

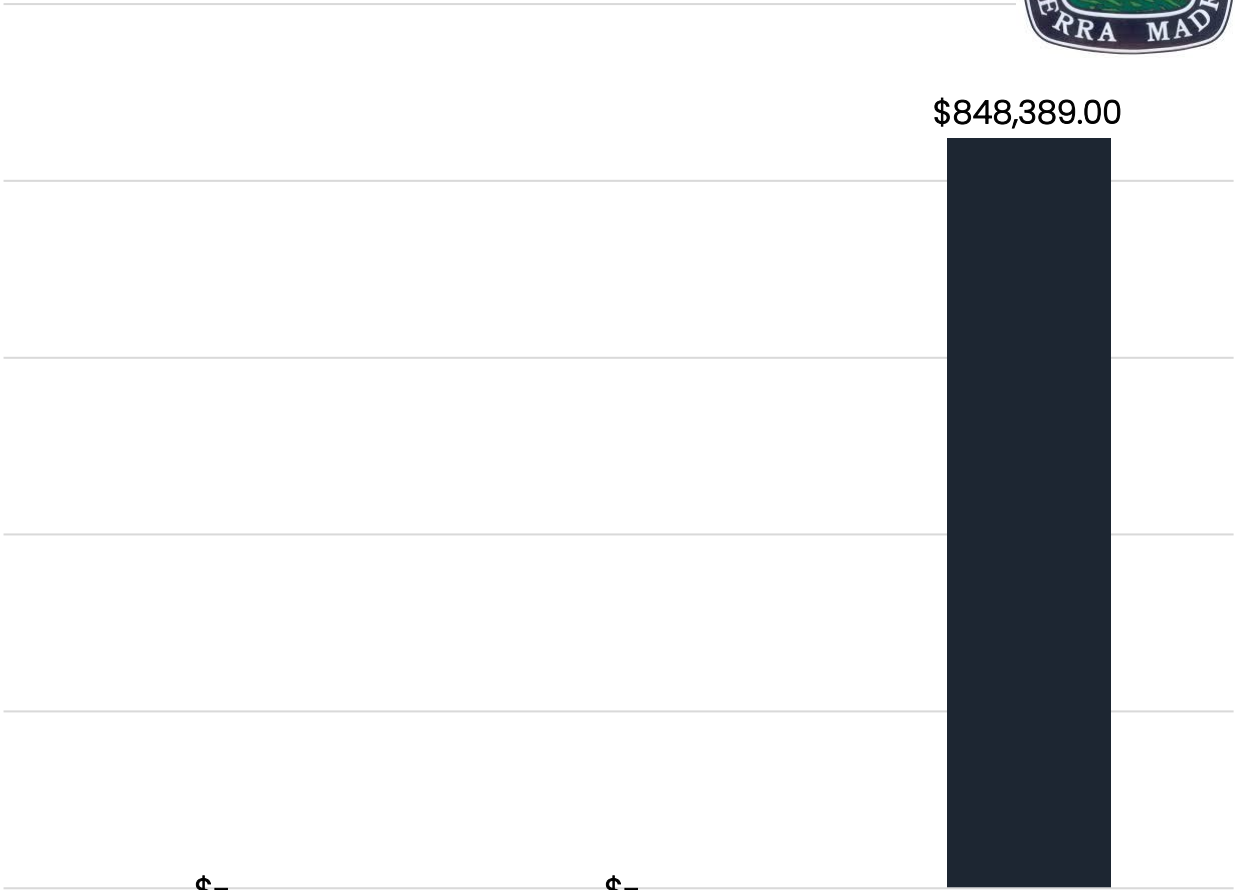
\$-

\$848,389.00

FY 2026
Adopted

FY 2026
Amended

FY 2027
Proposed





In previous budgets, the Administration Division of the City Manager's Office was included in a central cost allocation budget and was not clearly defined. As a result, there is no meaningful year over year comparison. The FY 2027 proposed budget now includes a budget for Administration Division activities. Only one budget enhancement is proposed for the upcoming year which is a \$50,000 budget request for budget prioritization and economic development surveys.



FY 2027 ADMINISTRATION DIVISION WORK PLAN

City Process Modernization


Continue to review City process and procedures and leverage technology for cost savings and performance improvement

Administrative Policies & Procedures

Develop a citywide catalogue of policies and procedures for administrative and City Council use

Elections & Onboarding

Support the successful administration of City Council elections and onboarding of new City Council members





BUDGET ENHANCEMENTS

Budget and Economic Development Surveys - \$50,000

Work with a consultant to develop a community based budget prioritization survey in support of City's budgeting and service priorities. In addition, work with a consultant to develop an economic development survey to identify community preferences for services and amenities in Sierra Madre.



BUDGET ENHANCEMENT SUMMARY

ITEM	ONE-TIME	ONGOING	TOTAL
Budget & Economic Development Surveys	\$50,000	-	\$50,000
TOTAL	\$50,000	-	\$50,000



STRATEGIC PLAN CORRELATION

The Administration Division Work Plan directly supports and advances the City of Sierra Madre's Strategic Plan by aligning departmental priorities with the City's long-term vision for effective governance, fiscal responsibility, infrastructure investment, and community engagement. Through strategic leadership, organizational development, economic vitality efforts, and financial management, the City Manager's Office plays a central role in advancing the City Council's strategic goals and delivering high-quality municipal services to the community.



QUESTIONS



Miguel Hernandez, Assistant City Manager

CMO Administration Division Budget Reconciliation

	Positions (FTE)	Expenditures	Revenues	Net
<i>FY 25-26 Adopted Budget</i>	2.00	\$ -	\$ -	\$ -
Base Adjustments				
<i>One-Time Prior Year Expenditures and Revenues Deleted</i>				
N/A				
One-Time Prior Year Expenditures and Revenues	0.00	\$ -	\$ -	\$ -
Adjustments to Costs of Ongoing Activities				
Salary and Benefit Adjustment		\$ 465,665	\$ -	\$ 465,665
Reallocation of 0.33 FTE Assistant City Manager	0.33	\$ 95,736	\$ -	\$ 95,736
Reallocation of 0.50 FTE Administrative Analyst	0.50	\$ 44,288	\$ -	\$ 44,288
Grant Management Consultant		\$ 55,200	\$ -	\$ 55,200
Conferences & Meetings		\$ 8,800	\$ -	\$ 8,800
Memberships & Subscriptions		\$ 19,000	\$ -	\$ 19,000
Other Purchased Supplies		\$ 9,700	\$ -	\$ 9,700
Contingency Account		\$ 100,000	\$ -	\$ 100,000
Adjustments to Costs of Ongoing Activities	0.83	\$ 798,389	\$ -	\$ 798,389
<i>Total FY 26-27 Base Budget</i>	2.83	\$ 798,389	\$ -	\$ 798,389
Budget Enhancements				
Budget Prioritization and Economic Development Surveys		\$ 50,000		\$ 50,000
Total Budget Enhancements	0.00	\$ 50,000	\$ -	\$ 50,000
<i>Total FY 26-27 Proposed Budget</i>	2.83	\$ 848,389	\$ -	\$ 848,389



CITY MANAGER'S OFFICE HUMAN RESOURCES DIVISION

FY 2027 PROPOSED OPERATING BUDGET

Miguel Hernandez, Assistant City Manager





WHAT WE DO

The Human Resources Division partners with other City Departments to efficiently produce and sustain a customer service oriented and safety minded workforce while serving as the catalyst to assure employee success in the performance of the City's mission, keeping in focus that human resources are our most valued assets.



WHAT WE DO

Workforce Planning & Compliance

- Job classifications, policies, personnel rules, regulatory compliance
- Personnel files, confidentiality, records security

Employee Support & Guidance

- Daily HR support for supervisors and employees
- Consistent interpretation and application of personnel practices

Recruitment & Retention

- Targeted recruiting aligned with Sierra Madre values
- Streamlined hiring processes and updated classifications



WHAT WE DO

Employee Relations & Risk Management

- Workers' compensation case management, return-to-work, safety audits
- General Liability coverage coordination and risk-transfer strategies

Benefits & Personnel Security

- Health, retirement, and wellness benefits support for all employee types
- Background checks, document control, confidentiality safeguards

Training & Culture

- Citywide training: customer service, workplace safety, leadership development
- Engagement initiatives and department-specific training opportunities



HUMAN RESOURCES DIVISION ORG CHART





FY 2026 KEY ACCOMPLISHMENTS

Risk Management

- Building a comprehensive Risk Management webpage and program
- Trainings such as Ethics AB 1234, Workplace Violence, preventing Discrimination Harassment, and Backsafe (public safety ergonomics) to reduce the City's exposure
- Acquiring Common Sense AI to improve efficiencies in reviewing insurance related documentation for contracts and permits
- Efforts in mitigating risk with General Liability and Workers Compensation claims



FY 2026 KEY ACCOMPLISHMENTS

Personnel Services

- Acquiring Holly AI software to improve and update job description and job market analysis for classification studies
- High level recruitments for City Manager, Public Works Director, and Finance Director
- Successful Open Enrollment for staff
- Setting up Roth 457 deferred compensation option for staff
- Initiating Citywide policy update project

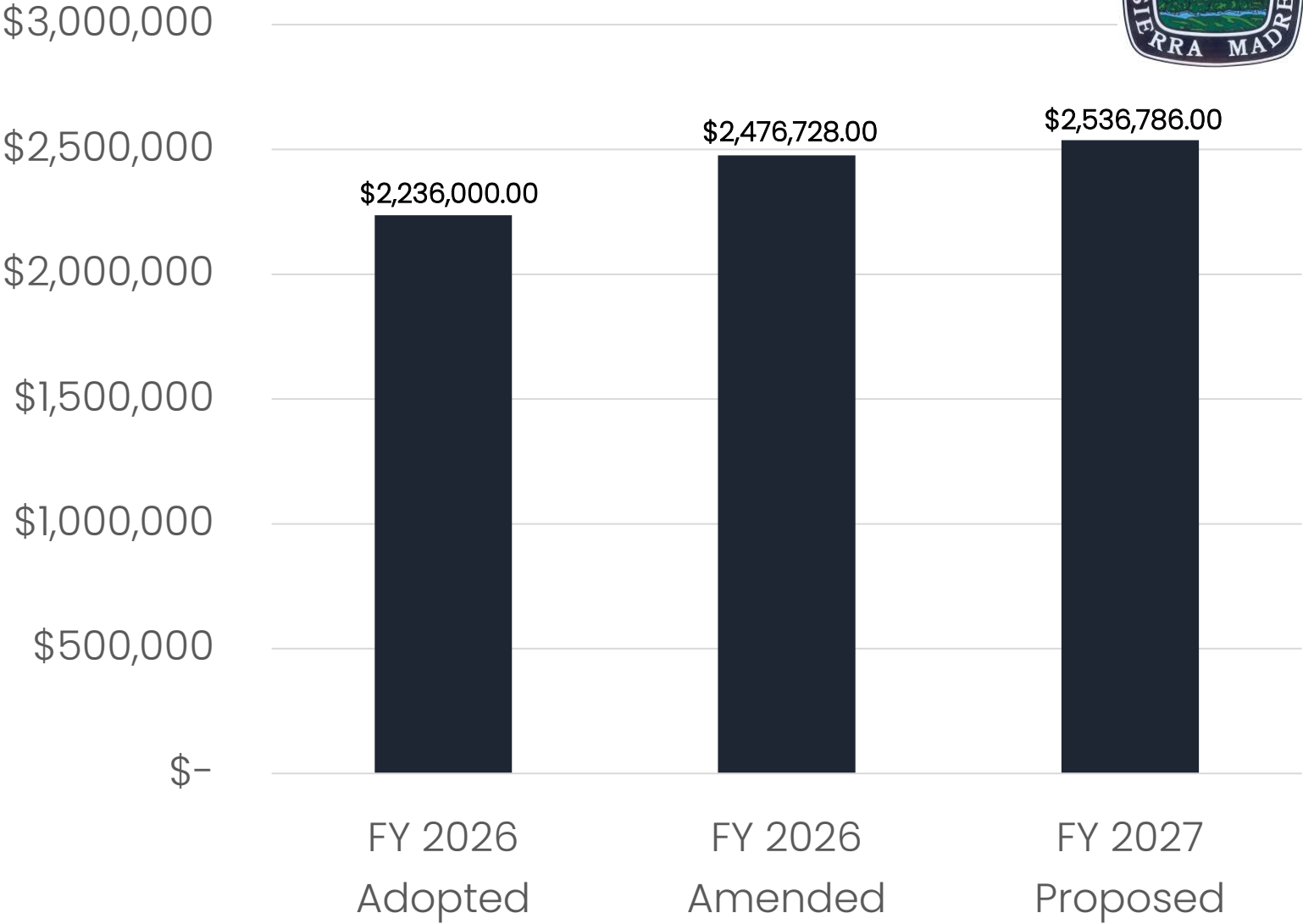


FY 2027 PROPOSED HUMAN RESOURCES OPERATING BUDGET





EXPENDITURE BUDGET





13.5%

JPIA insurance premiums and employment related legal fees are major cost drivers.

FY 2026–27 HUMAN RESOURCES WORK PLAN



Common Sense AI


Streamlined review of insurance documents require for approving and executing permits, agreements, and contracts

Records Management

The Office will work to implement a new citywide records management system for increased transparency

HollyAI

Streamlined collaboration with department heads to update job descriptions and compare compensation to the job market





STRATEGIC PLAN CORRELATION

The Human Resources Division Work Plan directly supports and advances the City's strategic plan through process and service improvements designed to mitigate liability risk, drive employee satisfaction, promote strong recruitments, support employee retention and enhance employee culture.



QUESTIONS



Miguel Hernandez, Assistant City Manager

CMO Human Resources Division Budget Reconciliation

	Positions (FTE)	Expenditures	Revenues	Net
<i>FY 25-26 Adopted Budget</i>	2.00	\$ 2,236,000	\$ -	\$ 2,236,000
Base Adjustments				
<i>One-Time Prior Year Expenditures and Revenues Deleted</i>				
Class & Comp Study		\$ (80,000)	\$ -	\$ (80,000)
One-Time Prior Year Expenditures and Revenues	0.00	\$ (80,000)	\$ -	\$ (80,000)
Adjustments to Costs of Ongoing Activities				
Salary and Benefit Adjustment		\$ (12,367)	\$ -	\$ (12,367)
Reallocation of 0.33 FTE Assistant City Manager	0.33	\$ 95,736	\$ -	\$ 95,736
JPIA Insurance Adjustment		\$ 199,920	\$ -	\$ 199,920
Legal Services, Claims & Settlements		\$ 96,127		\$ 96,127
Other Contract Services		\$ 1,370		\$ 1,370
Adjustments to Costs of Ongoing Activities	0.33	\$ 380,786	\$ -	\$ 380,786
<i>Total FY 26-27 Base Budget</i>	2.33	\$ 2,536,786	\$ -	\$ 2,536,786
Budget Enhancements				
N/A				
Total Budget Enhancements	0.00	\$ -	\$ -	\$ -
<i>Total FY 26-27 Proposed Budget</i>	2.33	\$ 2,536,786	\$ -	\$ 2,536,786



CITY MANAGER'S OFFICE CITY CLERK

FY 2027 PROPOSED OPERATING BUDGET

Laura Aguilar, City Clerk

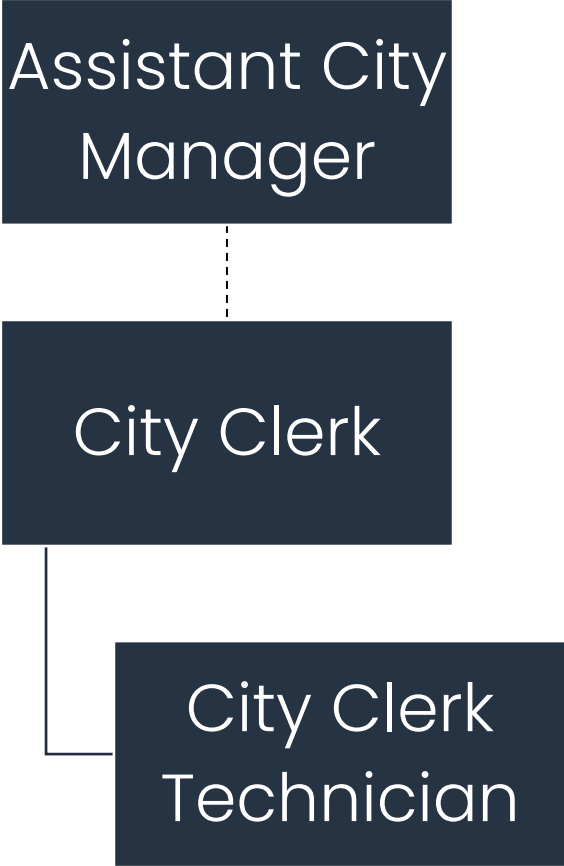




WHAT WE DO

The City Clerk's Office is responsible for agenda preparation for City Council meetings and the recording of minutes, the City's official recordkeeper for contracts, resolutions, and ordinances, responding to requests for public records, advertising of legal notices, recodifying newly adopted municipal codes, administering oaths, complying with State Conflict of Interest and Campaign Reporting Laws, and managing municipal General and Special Elections.

CITY CLERK'S OFFICE ORG CHART





FY 2026 KEY ACCOMPLISHMENTS

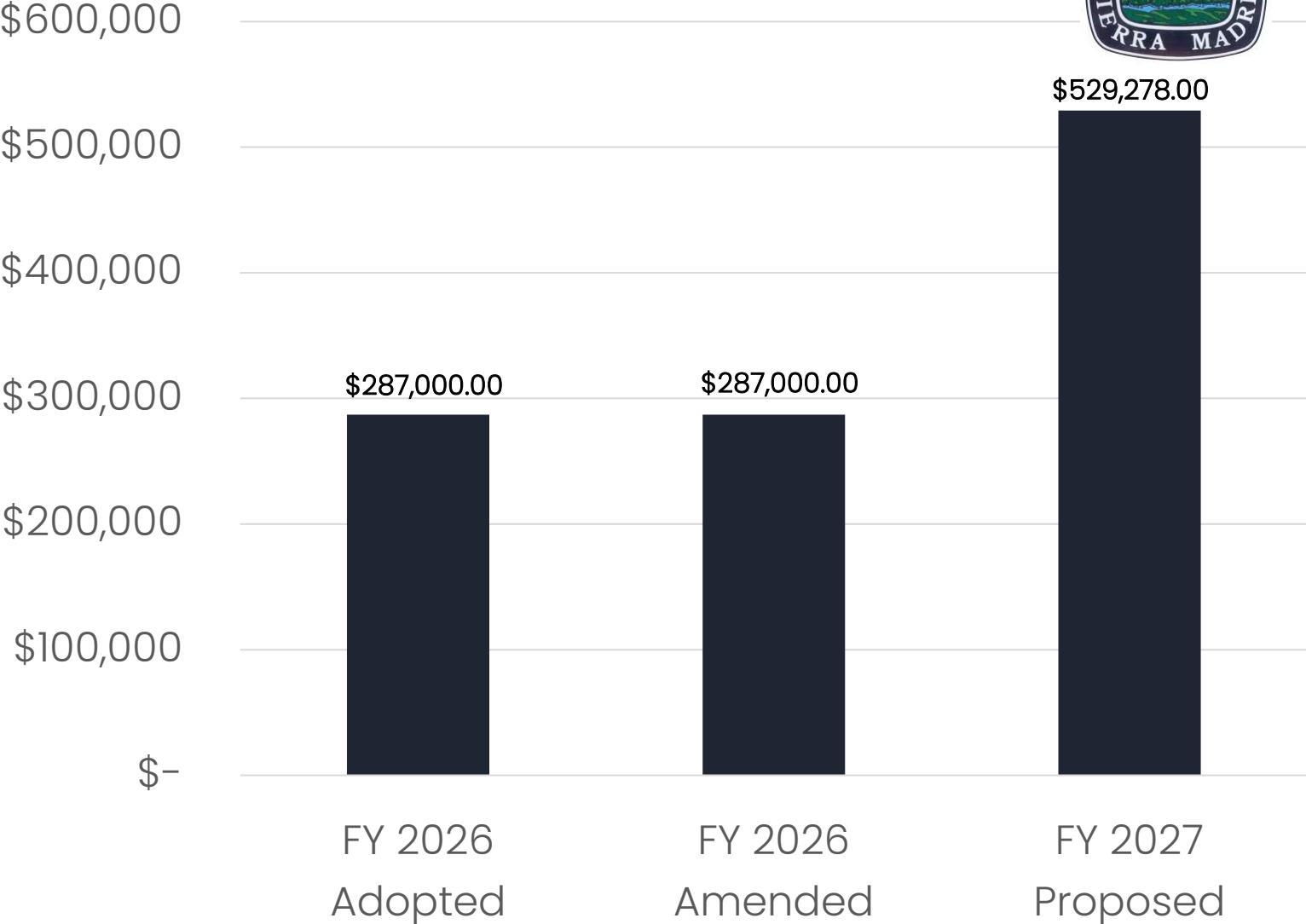
- Developed and implemented first Student Commissioner program
- Updated the Record Retention Policy
- Updated the City's Donation Policy
- Special Election June 2, 2026
- Completed over 300 requests for public records
- Successfully implemented new agenda management software
- Utilization of DocuSign for all contract workflow
- Update all City Council and Commission agenda and staff report templates for consistency



FY 2027 PROPOSED CITY CLERK OPERATING BUDGET



EXPENDITURE BUDGET





84%

A significant portion of the City Clerk's Office budget was directly charged to the City's enterprise funds. The FY 2027 budget corrects those entries.

November 2026 General Election costs are a major budget cost driver as well as a one-time expenditure for the acquisition of a records management system.



FY 2027 CITY CLERK WORK PLAN

Conflict of Interest

Implement Software for Electronic FPPC filings for compliance and transparency


Records Management

The Office will work to implement a new citywide records management system for increased transparency

General Election

November 3, 2026

Three City Council seats on the ballot.



BUDGET ENHANCEMENTS

Record Management System – (\$75,000)

Improving access to public records

Request for Proposals in Process

Electronic Filings FPPC – (\$2,500)

Transparency and compliance

Pending Implementation





BUDGET ENHANCEMENT SUMMARY

ITEM	ONE-TIME	ONGOING	TOTAL
Records Management System	\$75,000	\$15,000	\$90,000
Electronic Filings System	\$2,500	\$1,500	\$4,000
TOTAL	\$77,500	\$16,500	\$94,000



STRATEGIC PLAN CORRELATION

GOAL 4 – Community Enrichment

Objective 4.2 Enhance communication and collaboration across community groups

Objective 4.3 Enhance public education on key community issues



QUESTIONS

Laura Aguilar, City Clerk



CMO City Clerk Budget Reconciliation

	Positions (FTE)	Expenditures	Revenues	Net
<i>FY 25-26 Adopted Budget</i>	2.00	\$ 224,000	\$ -	\$ 224,000
Base Adjustments				
<i>One-Time Prior Year Expenditures and Revenues Deleted</i>				
N/A				
One-Time Prior Year Expenditures and Revenues	0.00	\$ -	\$ -	\$ -
Adjustments to Costs of Ongoing Activities				
Salary and Benefit Adjustment		\$ 127,574	\$ -	\$ 127,574
Election Costs		\$ 100,500	\$ -	\$ 100,500
Other Contract Services		\$ (296)	\$ -	\$ (296)
Adjustments to Costs of Ongoing Activities	0.00	\$ 227,778	\$ -	\$ 227,778
<i>Total FY 26-27 Base Budget</i>	2.00	\$ 451,778	\$ -	\$ 451,778
Budget Enhancements				
Records Management System		\$ 75,000	\$ -	\$ 75,000
Electronic Filing System - E-File		\$ 2,500	\$ -	\$ 2,500
Total Budget Enhancements	0.00	\$ 77,500	\$ -	\$ 77,500
<i>Total FY 26-27 Proposed Budget</i>	2.00	\$ 529,278	\$ -	\$ 529,278



|

CITY MANAGER'S OFFICE INFORMATION TECHNOLOGY

FY 2027 PROPOSED OPERATING BUDGET

Oscar Millan, IT Manager



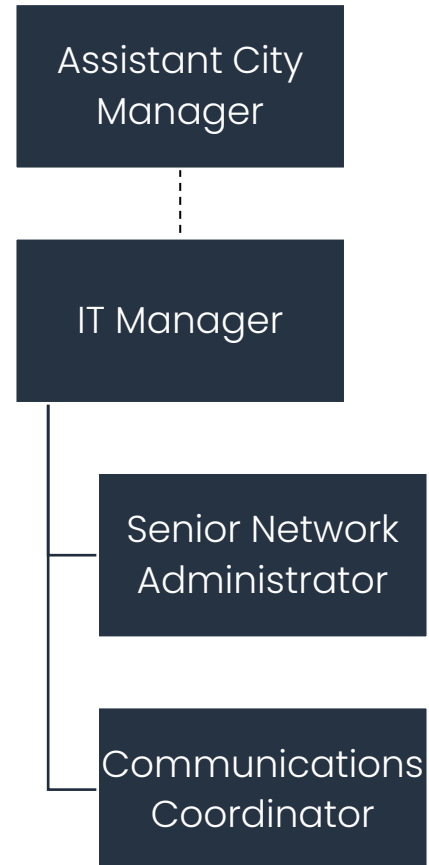


WHAT WE DO

Empower Citizens and City Staff to innovate through the use of technology and to increase the rate of technological advancement to better serve our community.



INFORMATION TECHNOLOGY ORG CHART





FY 2026 KEY ACCOMPLISHMENTS

Cybersecurity Improvements

Implement new Managed Detection and Response services to further strengthen the City's cybersecurity posture.

New City Website

Launched a new City Website with enhanced AI Digital Assistance (Sierra).

Measure GL Public Information Campaign

Supporting development of a public information effort for Measure GL to provide clear, factual information on the Gann Limit.

Enhanced Social Media Engagement

Expanded digital outreach from March 2025 to present, generating over 1.7 million organic views across City social media platforms.



FY 2026 KEY ACCOMPLISHMENTS

City Council Chambers Technology Improvements

Modernize the City Council Chambers with upgraded technology that supports compliance with state mandates for virtual meetings.

Microsoft 365 Deployment

Completed migration of on-premise Exchange server to the cloud along with deployment of 0365 Applications.

Agenda Management System

Implemented a new Agenda Management System to streamline the Agenda process and enhance transparency.

Wildlife Outreach

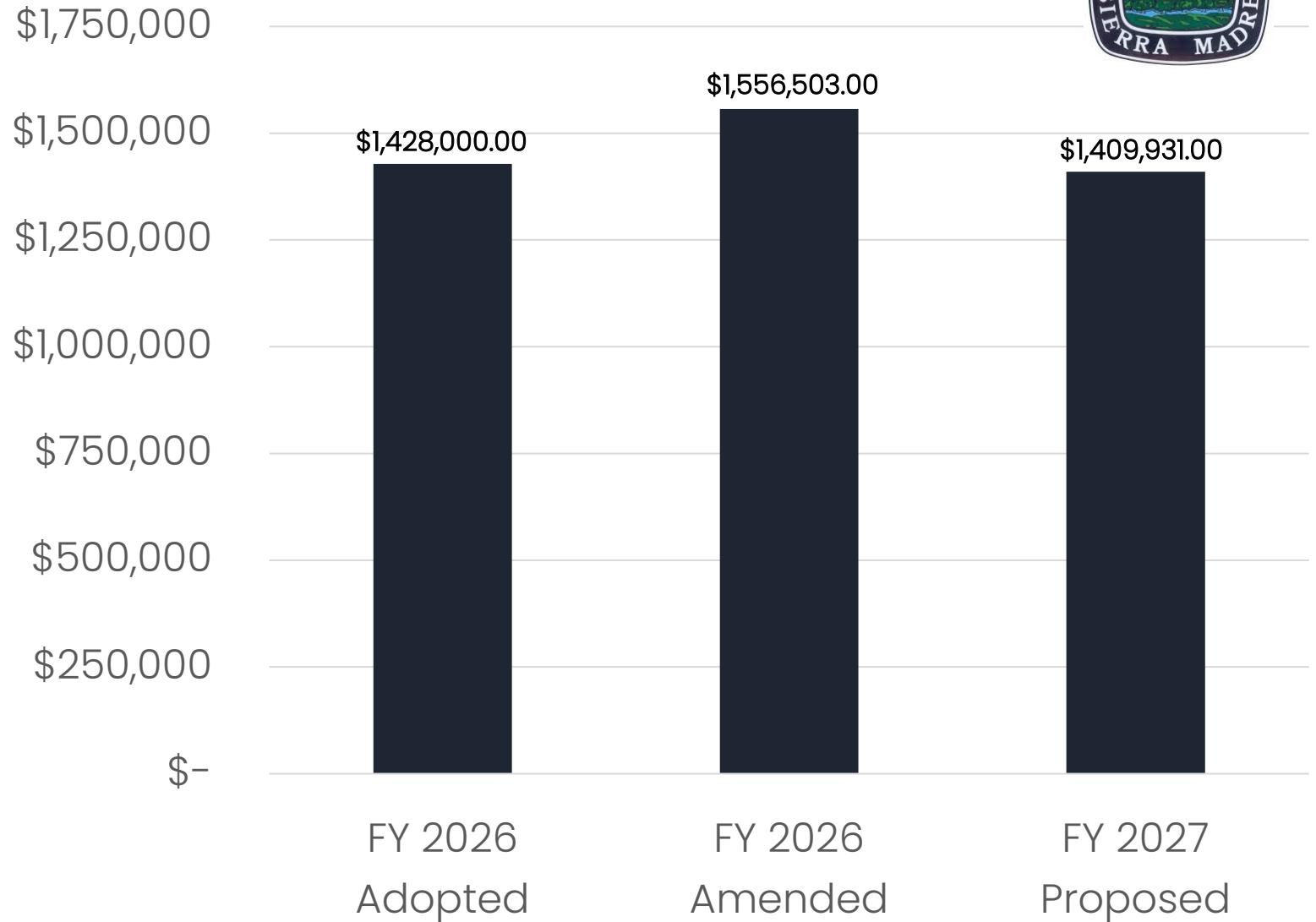
Supported Citywide communication efforts during increased wildlife activity by developing the Wildlife Calendar Campaign to reinforce safe coexistence messaging.



FY 2027 PROPOSED INFORMATION TECHNOLOGY OPERATING BUDGET



EXPENDITURE BUDGET





Information Technology is proposing a small budget decrease in year over year.

The decrease is driven by:

1. Aggressive renegotiation of existing contracts.
2. Implementation of modern, state of the art technology.
3. Replacement of legacy enterprise software platforms.

All cost cutting measures.

Doing more with less, reinvesting where its needed most.

—
-1.3%



FY 2027 INFORMATION TECHNOLOGY WORK PLAN

GIS/Asset Management System


Support the Public Works Department in their efforts to implement their new platform.

SEIM - Implementation

Enhance the City's Cybersecurity posture by implementing a system that tracks all information alerts.

Library Support

Support the infrastructure requirements of a new Library Building.





FY 2027 INFORMATION TECHNOLOGY WORK PLAN

MFA – Implementation


Enhance adoption of Multifactor Authentication to secure the City’s user accounts.

SSO – Implementation

Enhance the City’s Cybersecurity posture by implementing single sign on capabilities and eliminating multiple passwords.

AI – Initiatives

Continue researching AI technology that will modernize service delivery while continuing to serve as the HP Garage of AI.





FY 2027 INFORMATION TECHNOLOGY WORK PLAN

ADA Compliance– Implementation


Support Citywide ADA digital accessibility standards by Spring 2027.

Visual Media Expansion

Enhance the City's public image through expanded photo and video content.

Public Information

Provide clear, factual information on key City initiatives.





BUDGET ENHANCEMENTS

Desktop Refresh Project - \$45,000

This project will replace approximately 25% of aging City computer workstations that are approaching end-of-life and no longer meet current performance, security, and software compatibility standards. The refresh will support reliable daily operations across City departments by reducing downtime and ensuring compatibility with modern applications and cybersecurity protections.

Cybersecurity Project - \$45,000

This project will implement a Security Information and Event Management (SIEM) solution to strengthen the City's cybersecurity monitoring, threat detection, and incident response capabilities. The SIEM platform will centralize and analyze security logs and events from City systems, servers, network devices, and cloud services to provide real-time visibility into potential cyber threats and suspicious activity. This implementation will improve the City's ability to detect ransomware, unauthorized access attempts, phishing activity, and other cybersecurity incidents before they disrupt operations or compromise sensitive information.



BUDGET ENHANCEMENTS

Data Center Refresh Project - \$25,000

This project will upgrade a portion of the City's core data center network infrastructure to a 10 Gigabit backbone to improve network performance, reliability, and capacity for critical City operations. The upgrade will modernize existing switching and connectivity equipment to support increasing bandwidth demands from cloud services, cybersecurity systems, data backups, virtual servers, and daily departmental operations.

IdP Implementation - \$18,000

This implementation will support secure authentication to Microsoft 365 for City Hall and Police staff. This initiative aligns with FBI Criminal Justice Information Services (CJIS) Security Policy requirements, including multi-factor authentication, access control, and audit logging for systems that may handle sensitive law enforcement data via email and collaboration tools.

BUDGET ENHANCEMENTS



SSO Implementation - \$8,000

The project will improve the consistency of authentication for Microsoft 365 access and strengthen security against credential compromise and unauthorized access. This investment supports a more secure and compliant cloud environment while ensuring reliable delivery of City services.

ZTNA Implementation - \$6,000

Secure remote access for police vehicle Mobile Data Computers (MDCs) and other field systems that handle sensitive law enforcement data. This work aligns with FBI Criminal Justice Information Services (CJIS) security requirements, including encryption, access control, and auditability, which are required for access to state and federal law enforcement systems. The project will also improve the consistency of secure connectivity across cellular and internal networks for field operations. This investment reduces the risk of unauthorized access or data exposure while supporting continued delivery of public safety services.



BUDGET ENHANCEMENTS

DocAccess Licensing - \$5,000

This investment will enhance accessibility of documents on the City's website by providing screen reader-friendly formats, translation capabilities, and improved access for users with disabilities, supporting ADA compliance efforts.

Water Billing Printer - \$2,000

This project will purchase and deploy a dedicated printer for Water Billing to improve operational efficiency, workflow reliability, and customer service responsiveness. A dedicated printer will streamline operations, reduce interruptions, improve document handling security. The project will also help reduce congestion on shared printing equipment and support more efficient day-to-day operations for a critical customer facing City service.



BUDGET ENHANCEMENTS

Planning Work Station - \$2,500

This investment will enhance the Planning Department's ability to support expanded service delivery, including technical support for grading, drainage and environmental consulting services through the addition of a new work station.

Drone Aerial Photography - \$3,900

This initiative will enhance the City's public image by capturing high-quality aerial imagery to showcase City amenities, events, and community character.



BUDGET ENHANCEMENT SUMMARY

ITEM	ONE-TIME	ONGOING	TOTAL
Desktop Refresh Project	\$45,000		\$45,000
Cybersecurity Project	\$45,000		\$45,000
Data Center Refresh	\$25,000		\$25,000
IDP Implementation	\$18,000	-	\$16,000
SSO Implementation	\$8,000	-	\$8,000
ZTNA Implementation	\$6,000	-	\$6,000
DocAccess	-	\$5,000	\$5,000
Water Billing Printer	\$2,000		\$2,000
Plan Check Monitors	\$2,500		\$2,500
Drone Photography	\$3,900	-	\$3,900
TOTAL	\$155,400	\$5,000	\$160,400



STRATEGIC PLAN CORRELATION

IT Work Plan initiatives align with the City's Strategic Plan goals related to cybersecurity, accessibility, innovation, digital services, public communication, and City branding.

These efforts support enhanced security, improved accessibility, expanded community engagement, and continued modernization of City technology and communication systems.



QUESTIONS

Oscar Millan, IT Manager



CMO IT Division Budget Reconciliation

	Positions (FTE)	Expenditures	Revenues	Net
<i>FY 25-26 Adopted Budget</i>	3.00	\$ 1,428,000	\$ -	\$ 1,428,000
Base Adjustments				
<i>One-Time Prior Year Expenditures and Revenues Deleted</i>				
Uncategorized Capital Project Fund Expenses		\$ (129,861)	\$ -	\$ (129,861)
One-Time Prior Year Expenditures and Revenues	\$ -	\$ (129,861)	\$ -	\$ (129,861)
Adjustments to Costs of Ongoing Activities				
Salary and Benefits Adjustments		\$ (6,294)		\$ (6,294)
Reallocation of 0.33 FTE Assistant City Manager	0.33	\$ 95,736	\$ -	\$ 95,736
Reallocation of 0.50 FTE Administrative Analyst	(0.50)	\$ (44,288)	\$ -	\$ (44,288)
Senior Network Administrator Salary Schedule Adjustment		\$ 8,517		\$ 8,517
Reduction in Subscriptions Replaced by 0365 (Zoom, Dropbox, etc.)		\$ (8,000)		\$ (8,000)
Elimination of Telecom Services - Temporary Library		\$ (21,500)		\$ (21,500)
Reduction in Microsoft Software Assurance		\$ (15,029)		\$ (15,029)
Elimination of Hosting Fees from Previous Website Provider		\$ (6,000)		\$ (6,000)
Reduction in Training Classes		\$ (2,500)		\$ (2,500)
Reduction in WMJ Communications Fiber and Network Wiring		\$ (5,000)		\$ (5,000)
Reductions in Conference Attendance		\$ (6,250)		\$ (6,250)
Renegotiated VoIP Contract		\$ (30,000)		\$ (30,000)
Renegotiated Print Contract		\$ (8,000)		\$ (8,000)
Adjustments to Costs of Ongoing Activities	(0.17)	\$ (48,608)	\$ -	\$ (48,608)
Total FY 26-27 Base Budget	2.83	\$ 1,249,531	\$ -	\$ 1,249,531
Budget Enhancements				
Desktop Refresh Project		\$ 45,000		\$ 45,000
Cybersecurity Project		\$ 45,000		\$ 45,000
Data Center Refresh Project - 10 GIG		\$ 25,000		\$ 25,000
IDP Implementation		\$ 18,000		\$ 18,000
ZTNA Network Implementation		\$ 6,000		\$ 6,000
SSO Implementation		\$ 8,000		\$ 8,000
DocAccess Licensing		\$ 5,000		\$ 5,000
Water Billing Printer		\$ 2,000		\$ 2,000
Plan Check Monitors		\$ 2,500		\$ 2,500
Drone Photography		\$ 3,900		\$ 3,900
Total Budget Enhancements	0.00	\$ 160,400	\$ -	\$ 160,400
Total FY 26-27 Proposed Budget	2.83	\$ 1,409,931	\$ -	\$ 1,409,931

City Attorney Budget Reconciliation

	Positions (FTE)	Expenditures	Revenues	Net
<i>FY 25-26 Adopted Budget</i>	0.00	\$ 193,000	\$ -	\$ 193,000
Base Adjustments				
<i>One-Time Prior Year Expenditures and Revenues Deleted</i>				
N/A				
One-Time Prior Year Expenditures and Revenues	0.00	\$ -	\$ -	\$ -
Adjustments to Costs of Ongoing Activities				
Contract Services Increase		\$ 63,800	\$ -	\$ 63,800
Adjustments to Costs of Ongoing Activities	0.00	\$ 63,800	\$ -	\$ 63,800
<i>Total FY 26-27 Base Budget</i>	0.00	\$ 256,800	\$ -	\$ 256,800
Budget Enhancements				
N/A				
Total Budget Enhancements	0.00	\$ -	\$ -	\$ -
<i>Total FY 26-27 Proposed Budget</i>	0.00	\$ 256,800	\$ -	\$ 256,800

City Council Budget Reconciliation

	Positions (FTE)	Expenditures	Revenues	Net
<i>FY 25-26 Adopted Budget</i>	0.00	\$ 35,000	\$ -	\$ 35,000
Base Adjustments				
<i>One-Time Prior Year Expenditures and Revenues Deleted</i>				
N/A				
One-Time Prior Year Expenditures and Revenues	0.00	\$ -	\$ -	\$ -
Adjustments to Costs of Ongoing Activities				
Stipend Adjustment		\$ (2,808)	\$ -	\$ (2,808)
Allocated Charges		\$ 7,671	\$ -	\$ 7,671
Conferences & Meetings		\$ 6,675	\$ -	\$ 6,675
Other Purchased Supplies		\$ (2,000)	\$ -	\$ (2,000)
Adjustments to Costs of Ongoing Activities	0.00	\$ 9,538	\$ -	\$ 9,538
<i>Total FY 26-27 Base Budget</i>	0.00	\$ 44,538	\$ -	\$ 44,538
Budget Enhancements				
N/A				
Total Budget Enhancements	0.00	\$ -	\$ -	\$ -
<i>Total FY 26-27 Proposed Budget</i>	0.00	\$ 44,538	\$ -	\$ 44,538

City Treasurer Budget Reconciliation

	Positions (FTE)	Expenditures	Revenues	Net
<i>FY 25-26 Adopted Budget</i>	0.00	\$ 4,000	\$ -	\$ 4,000
Base Adjustments				
<i>One-Time Prior Year Expenditures and Revenues Deleted</i>				
N/A				
One-Time Prior Year Expenditures and Revenues	0.00	\$ -	\$ -	\$ -
Adjustments to Costs of Ongoing Activities				
Stipend Adjustment		\$ (952)	\$ -	\$ (952)
Allocated Charges		\$ 877	\$ -	\$ 877
Adjustments to Costs of Ongoing Activities	0.00	\$ (75)	\$ -	\$ (75)
<i>Total FY 26-27 Base Budget</i>	0.00	\$ 3,925	\$ -	\$ 3,925
Budget Enhancements				
N/A				
Total Budget Enhancements	0.00	\$ -	\$ -	\$ -
<i>Total FY 26-27 Proposed Budget</i>	0.00	\$ 3,925	\$ -	\$ 3,925

Non-Departmental Budget Reconciliation

	Positions (FTE)	Expenditures	Revenues	Net
<i>FY 25-26 Adopted Budget</i>	0.00	\$ -	\$ -	\$ -
Base Adjustments				
<i>One-Time Prior Year Expenditures and Revenues Deleted</i>				
N/A				
One-Time Prior Year Expenditures and Revenues	0.00	\$ -	\$ -	\$ -
Adjustments to Costs of Ongoing Activities				
PERS Unfunded Liability		\$ 1,220,578	\$ -	\$ 1,220,578
Principal Bond Payment		\$ 688,549		\$ 688,549
Interest Expenses		\$ 141,000	\$ -	\$ 141,000
Adjustments to Costs of Ongoing Activities	0.00	\$ 2,050,127	\$ -	\$ 2,050,127
<i>Total FY 26-27 Base Budget</i>	0.00	\$ 2,050,127	\$ -	\$ 2,050,127
Budget Enhancements				
N/A				
Total Budget Enhancements	0.00	\$ -	\$ -	\$ -
<i>Total FY 26-27 Proposed Budget</i>	0.00	\$ 2,050,127	\$ -	\$ 2,050,127