



# CITY OF SIERRA MADRE

## CITY COUNCIL SPECIAL MEETING AGENDA

---

**Mayor Kristine Lowe | Mayor Pro Tem Gene Goss  
Council Member Edward Garcia | Council Member Kelly Kriebs | Council Member Robert Parkhurst**

**Thursday, May 28, 2026, 5:30 PM**

**City Council Chambers, 232 W. Sierra Madre Blvd.**

### **AMERICANS WITH DISABILITIES ACT**

Pursuant to the Americans with Disabilities Act, persons with a disability who require a disability related modification or accommodation in order to participate in a meeting, including auxiliary aids or services, may request such modification or accommodation from the City Clerk at (626) 355-7135. Notification 48 hours prior to the meeting will enable the City to make reasonable arrangements to assure accessibility to the meeting.

### **PUBLIC COMMENT & ACCESS**

The Brown Act provides the public with an opportunity to make public comments at any public meeting. As an alternative, public comment may be submitted by e-mail to [publiccomment@sierramadrecal.gov](mailto:publiccomment@sierramadrecal.gov) by 3:00PM on the day of the meeting. Emails will be acknowledged at the City Council meeting, filed into public record, and scanned onto the City website for public review.

A copy of the posted agenda and a live video stream of the meeting can be found on the City's website at [sierramadrecal.gov](http://sierramadrecal.gov), on Foothills Media website at [foothillsmedia.org/sierramadre](http://foothillsmedia.org/sierramadre), and broadcast on Government Access Channel 3 (Spectrum).

If you require special assistance to participate in this meeting, please contact the City Clerk's Office at (626) 355-7135 at least 48 hours prior to the meeting.

### **CODE OF CONDUCT**

The purpose of a City Council meeting is to conduct City business. Members of the public that behave in a manner that interrupts or obstructs the City Council's ability to conduct City business may be asked to leave the meeting. Any and all demonstrations which disrupt, interrupt, or obstruct the City Council's ability to conduct City business are prohibited. No signs, posters, or other large objects shall be brought into the Council Chambers or other meeting place if doing so would disrupt, disturb, or otherwise impede the orderly course of the meeting.

#### **1. CALL TO ORDER**

#### **2. PLEDGE OF ALLEGIANCE**

##### **A. Mayor Lowe**

### 3. ROLL CALL OF CITY COUNCIL MEMBERS

Kristine Lowe, Mayor  
Gene Goss, Mayor Pro Tem  
Edward Garcia, Council Member  
Kelly Kriebs, Council Member  
Robert Parkhurst, Council Member

### 4. SUPPLEMENTAL INFORMATION FROM CITY CLERK REGARDING AGENDA ITEMS

### 5. PUBLIC COMMENT

Any person wishing to speak before the City Council is asked to complete a Speaker Card and provide it to the City Clerk prior to the start of the meeting. Speakers are generally limited to three (3) minutes per person and time may not be delegated; any changes to the allotted time will be announced prior to the Public Comment period. Under the Brown Act, the City Council is prohibited from discussing or taking action on any item not listed on the posted agenda.

Addressing the City Council from the audience is not permitted; all comments addressing the Council must be made from the podium. Only public comment made from the podium will be recognized by the City Council and entered into public record.

### 6. DISCUSSION ITEMS

#### A. **Budget Study Session - Budget Overview**

Recommendation: Provide Direction

Not a CEQA Project under: 14 CCR 15378(b)(4)- government fiscal activities.

#### B. **Budget Study Session - Sierra Madre Police Department**

Recommendation: Provide Direction

Not a CEQA Project under: 14 CCR 15378(b)(4)- government fiscal activities.

#### C. **Budget Study Session - Sierra Madre Fire Department**

Recommendation: Provide Direction

Not a CEQA Project under: 14 CCR 15378(b)(4)- government fiscal activities.

#### D. **Budget Study Session - Public Works**

Recommendation: Provide Direction

Not a CEQA Project under: 14 CCR 15378(b)(4)- government fiscal activities.

#### E. **Budget Study Session - Capital Improvement Projects**

Recommendation: Provide Direction

Not a CEQA Project under: 14 CCR 15378(b)(4)- government fiscal activities.

#### F. **Budget Study Session - Planning and Community Preservation**

Recommendation: Provide Direction

Not a CEQA Project under: 14 CCR 15378(b)(4)- government fiscal activities.

#### G. **Budget Study Session - Library and Community Services**

Recommendation: Provide Direction

Not a CEQA Project under: 14 CCR 15378(b)(4)- government fiscal activities.

**H. Budget Study Session - Finance**

Recommendation: Provide Direction

Not a CEQA Project under: 14 CCR 15378(b)(4)- government fiscal activities.

**I. Budget Study Session - City Manager's Office**

Recommendation: Provide Direction

Not a CEQA Project under: 14 CCR 15378(b)(4)- government fiscal activities.

**7. ITEMS FOR FUTURE AGENDAS**

**8. ADJOURNMENT**

The City Council will adjourn to its next regular meeting on June 9, 2026.

*Date Posted: May 22, 2026*



# FY 2027 BUDGET STUDY SESSIONS

## MAY 27 & 28, 2026

Michael Bruckner, City Manager  
Harry Wong, Finance Director





# BUDGET STUDY SESSIONS

## **MAY 27, 2026**

General Fund Overview

Police Department

Fire Department

Public Works Operating

- Maintenance
- Water
- Sewer

Five Year Capital Improvement Plan

## **MAY 28, 2026**

Planning & Community Preservation

Library & Community Services

Finance

City Manager's Office

- Administration
- Human Resources
- City Clerk
- Information Technology



# **BUDGET PRESENTATION OVERVIEW**

- ❑ ANNUAL BUDGET PROCESS
- ❑ CITYWIDE BUDGET OVERVIEW
- ❑ GENERAL FUND: FY 2025-26 YEAR-END BUDGET UPDATE
- ❑ GENERAL FUND: FY 2026-27 PROPOSED BUDGET
- ❑ FISCAL CHALLENGES & ISSUES



# BUDGET PROCESS

January-February  
FY2025-26 Mid-Year  
Review – Budget is  
trued-up



February – March  
Budget Kick-Off Process  
Begins – Introduce all  
upcoming budget  
policies and budget  
savings target and  
goals for the City



March  
Department budget  
requests are due  
second week of March



April  
Finance meets with City  
Manager and Department  
Heads to discuss  
preliminary budget  
decisions



May  
City Manager Proposed  
Budget Prepared and  
Presented to Council

## Budget Preparation Timeline



June  
Proposed Budget Adoption




May  
Proposed budget  
established – Budget  
Study Session(s) held to  
receive input and  
feedback from the  
general public and  
Council





# CITYWIDE BUDGET OVERVIEW





# BACKGROUND

Historically, Sierra Madre has been facing structural deficits but the year end results are indicative of that issue. What is the cause?

- City has been trying to cut services and budgets for many years
- Critical programs and services are not properly funded
- Employee compensation is lagging behind labor market

For FY 2026-27, staff is tasked to start keep and beef up services as compared to FY 2025-26 (Status Quo+). How can this be done?



# FY 2026 – 27 BUDGET CHALLENGES

## Competing Priorities:

- Additional staffing needs citywide
- Aging infrastructures in need of update or replace
- Aging equipment/vehicle/machinery, which are either non-functioning or expensive to maintain
- City programs/projects needs funding to start/resume/maintain



# FY 2026 – 27 BUDGET CHALLENGES

## Fiscal Challenges

- Built-out City, small population, and a small sales tax basis of \$1.5M
- Full-Service City that has its own Police, Fire, Library, and Utilities
- General Fund had a budget deficit of \$1.5M in FY 2025-26
- Inflation has driven up costs of all supplies and services
- It is difficult to recruit and retain talent if we do not remain competitive
- Health and Riks Insurance costs continue to rise higher and faster than other costs
- Retirement costs continue to grow. As of 6/30/25 the combined Pension and OPEB UAL was at \$9.3M



# FY 2026 – 27 BUDGET CHALLENGES

## Administrative Challenges

- Budget is prepared manually, City needs better budget technology
- Chart of Accounts (COA) was not developed to budget for Internal Service Funds (ISFs) and Capital Improvement Projects (CIPs) sufficiently.
- Budget and COA do not reflect organizational realities.
- ISFs were set up for ISF allocation to the fund level, not department level which does not show full true costs of department operations.
- Non-departmental costs, such as retirement and debt services, were being absorbed in a single-nebulous cost center.



# BUDGET REALIGNMENT

To prepare a budget that properly reflect the City's organizational structure, the following budget reorganizations have occurred:

- Dissolved legacy departments and established a City Manager's Office (CMO) with the following divisions:
  - Administration
  - City Clerk
  - Human Resources & Risk Management
  - Information Technology
- Dissolved the Financial Services Division within the former ASD and Made it a stand-alone Finance Department
- Combined Library and Community Services departments into one Library & Community Services Department
- Established a "Non-Departmental" budget for retirement and debt service costs



# BUDGET REALIGNMENT

Changes to the ISF allocation to better allocate ISF Costs:

- Added a new ISF-Equipment/Vehicle/Machinery Replacement Fund to budget for equipment replacement
- Allocate ISF expenditures to departments (instead of just allocate ISFs on the fund level)
- City will need to do a new cost allocation plan



# BUDGET REQUESTS

- ❑ Department's submitted over nearly \$4.0M in new requests for positions, contracts, equipment, services, and other items
- ❑ Proposed budget includes \$1.5M in enhancements (Status Quo+)
- ❑ \$1.1M in One-Time Requests, \$400K in Ongoing



# **BUDGET REQUESTS NOT RECOMMENDED**

- Add 1.0 FTE Human Resources Manager
- Add 2.0 FTE Police Patrol Officers
- Add 1.0 FTE Police Lieutenant
- Reclassifications/market adjustments of various positions (FT/PT)
- Facilities Master Plan
- Enhanced Public Outreach Services



# BUDGET ENHANCEMENT SUMMARY

General Fund		Admin ISF	IT ISF	Special Rev.	Sewer Fund	Water Fund
One Time	Ongoing	One Time	One Time	One Time	One Time	One Time
\$ 490,000	\$ 402,758	\$ 127,500	\$ 160,400	\$ 58,900	\$ 150,000	\$ 156,000

\$1.1M in One-Time Requests, \$400K in Ongoing



# POSITION CHANGES

- Add 1.0 FTE Deputy Fire Chief (new)
- Add 0.45 FTE P/T Library Technician
- Reclass 1.0 FTE Assistant Planner to Associate Planner
- Reclass 1.0 FTE Community Services Supervisor to Community Services Manager
- Reclass 1.0 FTE Management Analyst to Library Services Manager



# **FY 2025-26 YEAR END UPDATE**



# FY 26 GENERAL FUND YEAR END UPDATE



	FY 2025-26 Adopted Budget	FY 2025-26 Projected Year-End (Unaudited)
<b>Beginning Fund Balance</b>	\$14,464,311	\$14,002,864
<b>Revenues</b>	\$18,047,100	\$18,869,497
<b>Expenditures</b>	(\$19,516,716)	(\$18,829,207)
<b>Operating Surplus (Deficit)</b>	\$(1,469,616)	\$40,290
<b>Ending Fund Balance</b>	\$12,994,695	\$14,043,154

- ❑ Beginning General Fund balance at \$14.0M (audited 06/30/25 fund balance), \$461K lower than the \$14.5M beginning fund balance per the FY25-26 Adopted Budget
- ❑ Projected revenues are up by 4.6% or \$822K compared to the FY 2025-26 Adopted Budget
- ❑ Projected expenditures are down by 3.5% or \$688K compared to the FY 2025-26 Adopted Budget
- ❑ FY2025-26 is projected to end with a small surplus of \$40K, instead of \$1.5M deficit, resulting a projected ending General Fund balance at \$14.0M.

# FY 26 CITYWIDE YEAR END UPDATE



	FY25-26 Adopted Budget	FY25-26 Amended Budget	FY25-26 Projected Actual	FY26-27 Proposed Budget
<b>REVENUES</b>				
<b>GOVERNMENTAL FUND</b>				
GENERAL FUND	18,047,100	18,997,841	18,869,497	19,637,382
SPECIAL REVENUE FUND	2,759,709	2,925,286	9,551,451	2,480,499
<b>TOTAL</b>	<b>20,806,809</b>	<b>21,923,127</b>	<b>28,420,948</b>	<b>22,117,881</b>
<b>PROPRIETARY FUNDS</b>				
WATER FUND	7,300,000	7,350,000	7,345,000	7,950,000
SEWER FUND	1,358,000	1,358,000	1,358,000	1,375,000
INTERNAL SERVICE FUNDS	5,536,000	5,786,000	6,067,352	7,609,301
<b>TOTAL</b>	<b>14,194,000</b>	<b>14,494,000</b>	<b>14,770,352</b>	<b>16,934,301</b>
<b>TOTAL REVENUE</b>	<b>35,000,809</b>	<b>36,417,127</b>	<b>43,191,300</b>	<b>39,052,182</b>
TRANSFERS IN	361,868	366,868	366,868	620,000
	<b>35,362,677</b>	<b>36,783,995</b>	<b>43,558,168</b>	<b>39,672,182</b>
<b>EXPENDITURES</b>				
<b>GOVERNMENTAL FUND</b>				
GENERAL FUND	19,179,848	19,996,339	18,487,339	20,475,156
SPECIAL REVENUE FUND	11,854,518	11,831,472	7,384,356	4,769,058
<b>TOTAL</b>	<b>31,034,366</b>	<b>31,827,811</b>	<b>25,871,695</b>	<b>25,244,214</b>
<b>PROPRIETARY FUNDS</b>				
WATER FUND	7,885,540	8,003,040	4,741,852	11,119,254
SEWER FUND	1,038,815	1,069,565	702,106	1,192,186
INTERNAL SERVICE FUNDS	5,893,000	6,654,503	6,240,554	8,704,027
<b>TOTAL</b>	<b>14,817,355</b>	<b>15,727,108</b>	<b>11,684,512</b>	<b>21,015,467</b>
<b>TOTAL EXPENDITURES</b>	<b>45,851,721</b>	<b>47,554,919</b>	<b>37,556,207</b>	<b>46,259,681</b>
TRANSFERS OUT	361,868	366,868	366,868	620,000
	<b>46,213,589</b>	<b>47,921,787</b>	<b>37,923,075</b>	<b>46,879,681</b>

- ❑ Projected governmental revenues are up by \$7.6M or 36.6% compared to the FY 2025-26 Adopted Budget
- ❑ Projected governmental expenditures are down by \$5.2M or 16.6% compared to the FY 2025-26 Adopted Budget
- ❑ Projected proprietary revenues are up by \$576K or 4.1% compared to the FY 2025-26 Adopted Budget
- ❑ Projected proprietary expenditures are down by \$3.1M or 21.1% compared to the FY 2025-26 Adopted Budget



# **FY 2026-27 PROPOSED BUDGET**



# FY 27 CITYWIDE PROPOSED BUDGET



	FY25-26 Adopted Budget	FY25-26 Amended Budget	FY25-26 Projected Actual	FY26-27 Proposed Budget
<b>REVENUES</b>				
<b>GOVERNMENTAL FUND</b>				
GENERAL FUND	18,047,100	18,997,841	18,869,497	19,637,382
SPECIAL REVENUE FUND	2,759,709	2,925,286	9,551,451	2,480,499
<b>TOTAL</b>	<b>20,806,809</b>	<b>21,923,127</b>	<b>28,420,948</b>	<b>22,117,881</b>
<b>PROPRIETARY FUNDS</b>				
WATER FUND	7,300,000	7,350,000	7,345,000	7,950,000
SEWER FUND	1,358,000	1,358,000	1,358,000	1,375,000
INTERNAL SERVICE FUNDS	5,536,000	5,786,000	6,067,352	7,609,301
<b>TOTAL</b>	<b>14,194,000</b>	<b>14,494,000</b>	<b>14,770,352</b>	<b>16,934,301</b>
<b>TOTAL REVENUE</b>	<b>35,000,809</b>	<b>36,417,127</b>	<b>43,191,300</b>	<b>39,052,182</b>
TRANSFERS IN	361,868	366,868	366,868	620,000
	<b>35,362,677</b>	<b>36,783,995</b>	<b>43,558,168</b>	<b>39,672,182</b>
<b>EXPENDITURES</b>				
<b>GOVERNMENTAL FUND</b>				
GENERAL FUND	19,179,848	19,996,339	18,487,339	20,475,156
SPECIAL REVENUE FUND	11,854,518	11,831,472	7,384,356	4,769,058
<b>TOTAL</b>	<b>31,034,366</b>	<b>31,827,811</b>	<b>25,871,695</b>	<b>25,244,214</b>
<b>PROPRIETARY FUNDS</b>				
WATER FUND	7,885,540	8,003,040	4,741,852	11,119,254
SEWER FUND	1,038,815	1,069,565	702,106	1,192,186
INTERNAL SERVICE FUNDS	5,893,000	6,654,503	6,240,554	8,704,027
<b>TOTAL</b>	<b>14,817,355</b>	<b>15,727,108</b>	<b>11,684,512</b>	<b>21,015,467</b>
<b>TOTAL EXPENDITURES</b>	<b>45,851,721</b>	<b>47,554,919</b>	<b>37,556,207</b>	<b>46,259,681</b>
TRANSFERS OUT	361,868	366,868	366,868	620,000
	<b>46,213,589</b>	<b>47,921,787</b>	<b>37,923,075</b>	<b>46,879,681</b>

- ❑ Proposed governmental revenues are up by \$1.3M or 6.3% compared to the FY 2025-26 Adopted Budget
- ❑ Proposed governmental expenditures are down by \$5.8M or 18.7% compared to the FY 2025-26 Adopted Budget
- ❑ Proposed proprietary revenues are up by \$2.7M or 19.3% compared to the FY 2025-26 Adopted Budget
- ❑ Proposed proprietary expenditures are up \$6.2M or 41.8% compared to the FY 2025-26 Adopted Budget

# FY 27 PROPOSED GENERAL FUND BUDGET



	FY 2025-26 Adopted Budget	FY 2026-27 Proposed Budget	\$ Change	% Change
<b><u>Revenues</u></b>				
Property Tax	\$9,466,000	\$9,982,528	\$516,528	5.5%
Utility Users Tax	3,229,000	3,597,900	368,900	11.4%
Sales Tax	1,408,000	1,501,954	93,954	6.7%
Franchise Fees	550,000	605,000	55,000	10.0%
Business License	93,000	60,000	(33,000)	(35.5)%
Charges for Services	860,500	918,000	57,500	6.7%
Fines and Forfeits	62,000	68,000	6,000	9.7%
Licenses and Permits	1,625,000	2,328,000	703,000	43.3%
Other Revenues	753,600	576,000	(177,600)	(23.6)%
Transfers In	0	25,000	25,000	100.0%
<b>Total Revenues</b>	<b>\$18,047,100</b>	<b>\$19,662,382</b>	<b>\$1,615,282</b>	<b>9.0%</b>
<b><u>Expenditures</u></b>				
Salaries & Benefits	\$12,113,848	\$12,484,213	\$370,365	3.1%
Maintenance & Operations	6,266,000	6,850,813	584,813	9.3%
Capital Outlays	900,000	1,140,130	240,130	26.7%
Bond/Loan Service Payments	0	0	0	0.0%
Transfers Out - CIP	160,000	160,000	0	0.0%
Transfers Out - Other	176,868	175,000	(1,868)	(1.1)%
<b>Total Expenditures</b>	<b>\$19,516,716</b>	<b>\$20,810,156</b>	<b>\$1,193,440</b>	<b>6.1%</b>

# FY 27 PROPOSED GENERAL FUND BUDGET

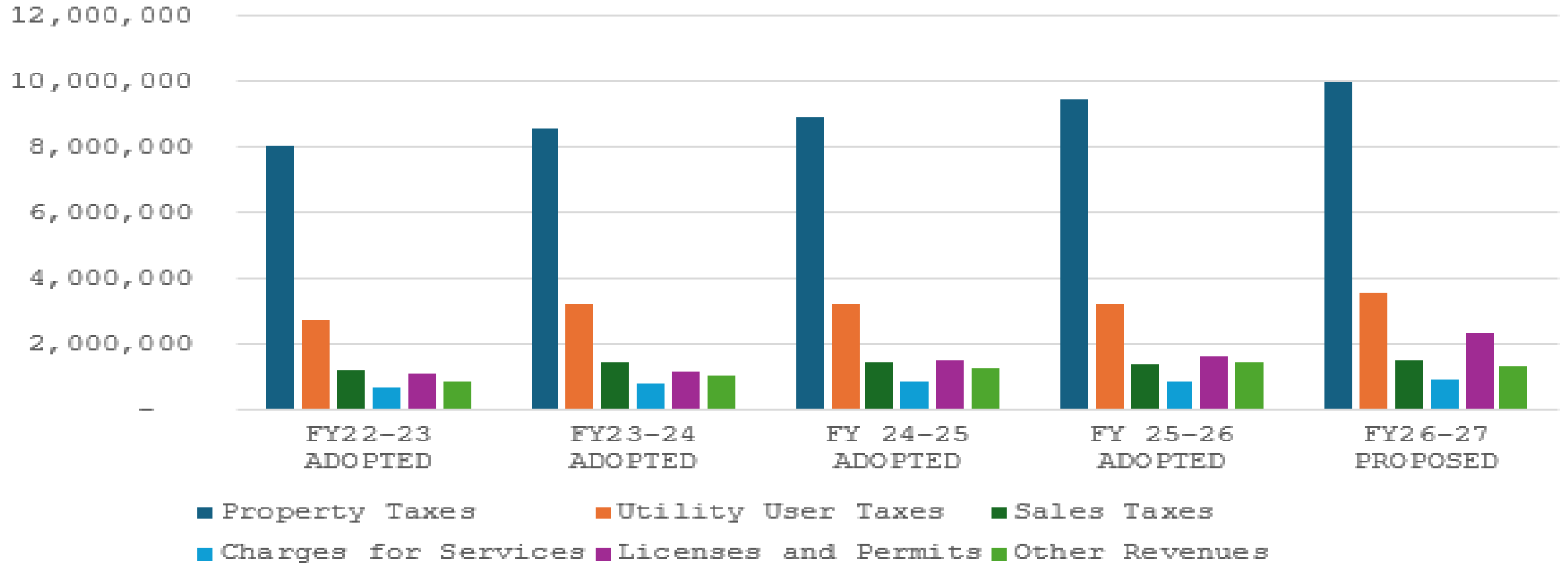


	FY 2025-26 Projected Year-End (Unaudited)	FY 2026-27 Proposed Budget
<b>Beginning Fund Balance</b>	<b>\$14,002,864</b>	<b>\$14,043,154</b>
<b>Revenues</b>	<b>\$18,869,497</b>	<b>\$19,662,382</b>
<b>Expenditures</b>	<b>(\$18,829,207)</b>	<b>(\$20,810,156)</b>
<b>Operating Surplus (Deficit)</b>	<b>\$40,290</b>	<b>\$(1,147,774)</b>
<b>Ending Fund Balance</b>	<b>\$14,043,154</b>	<b>\$12,895,380</b>

# FIVE YEAR GENERAL FUND REVENUE ESTIMATES BY CATEGORY



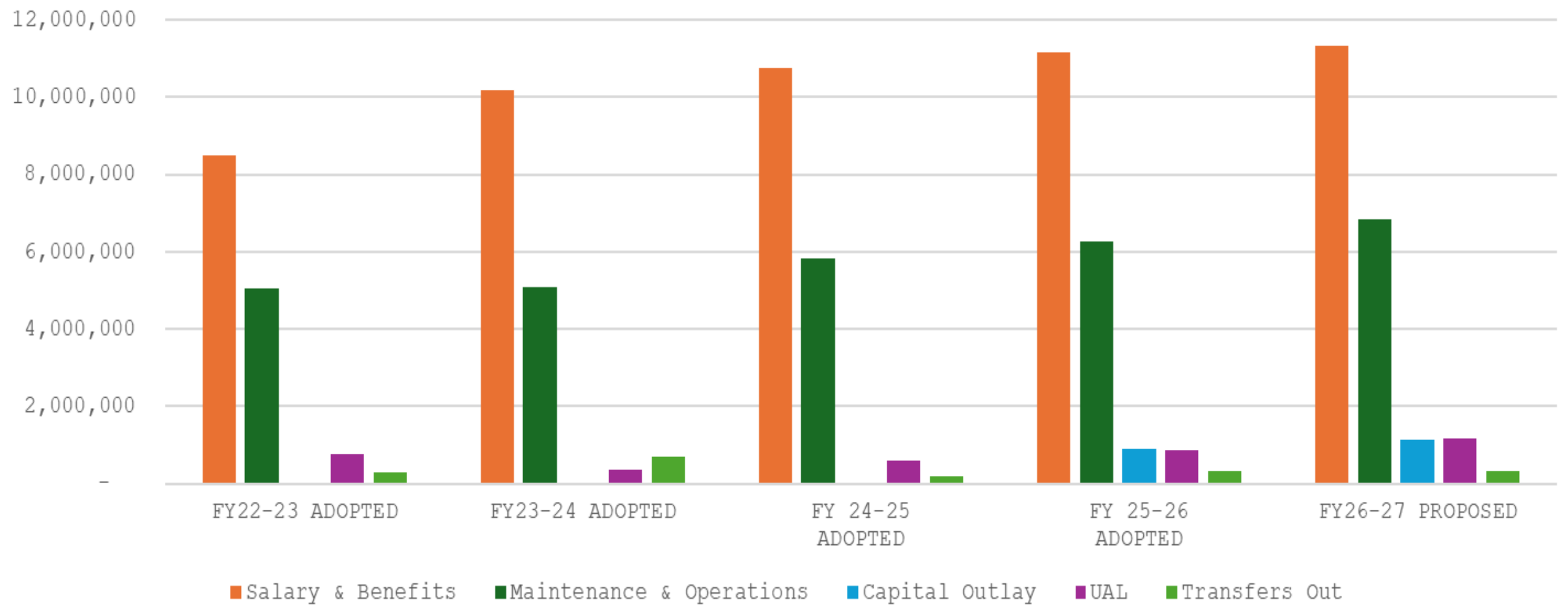
## GENERAL FUND REVENUE ESTIMATES BY CATEGORY



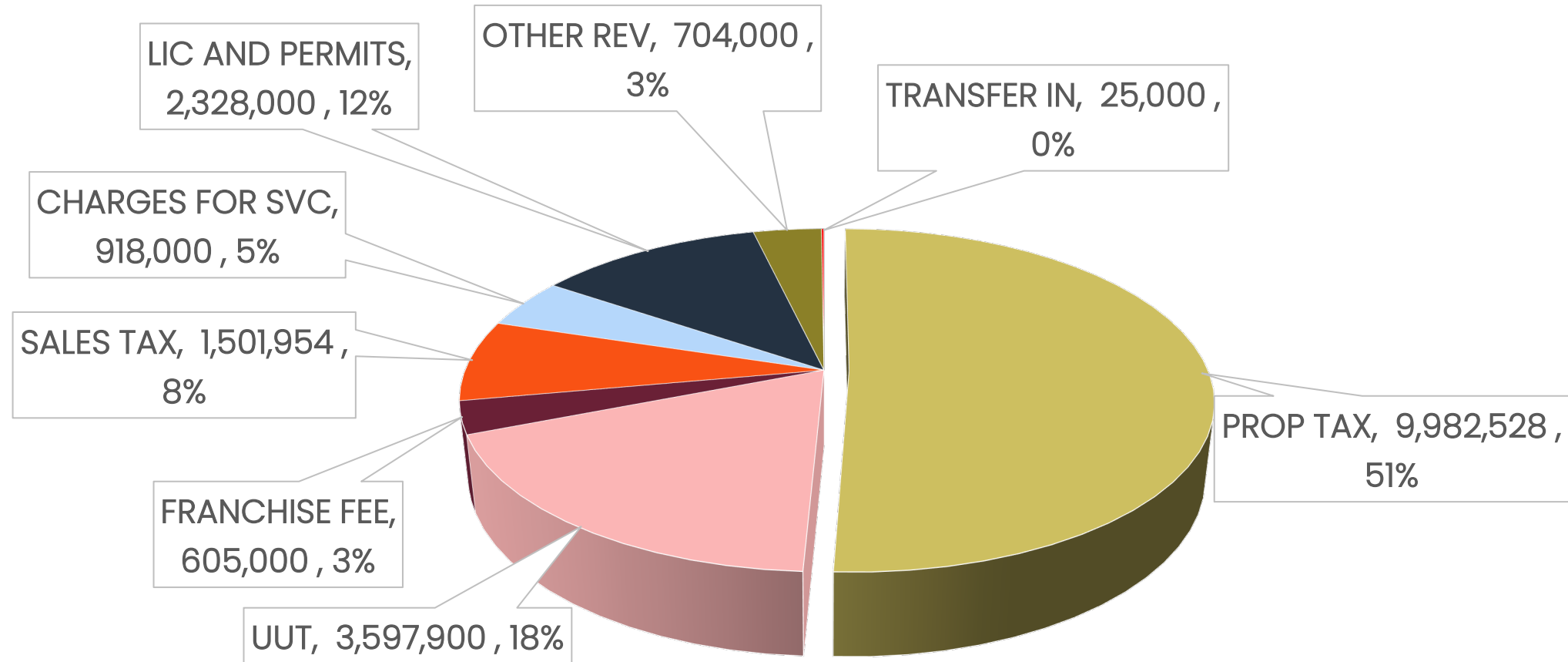
# FIVE YEAR GENERAL FUND EXPENDITURE BUDGET BY CATEGORY



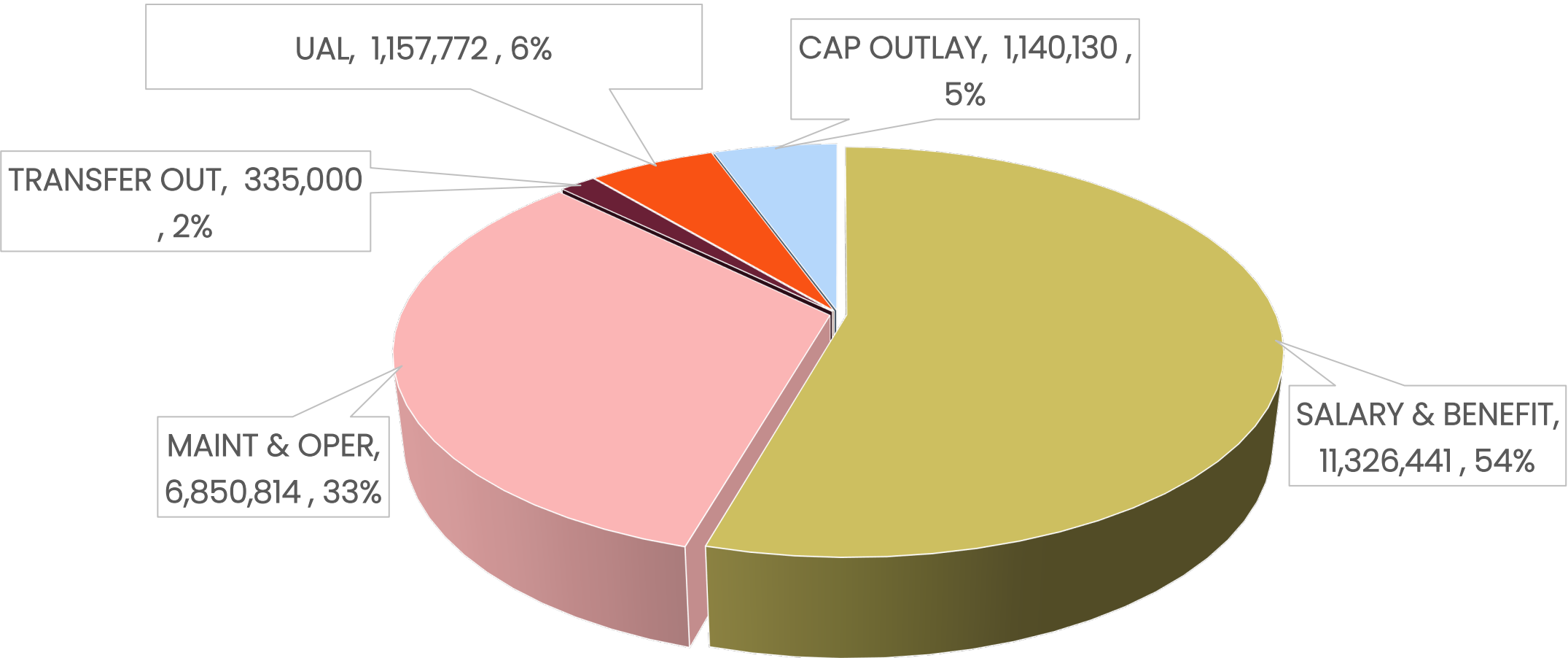
GENERAL FUND EXPENDITURE BUDGET BY CATEGORY



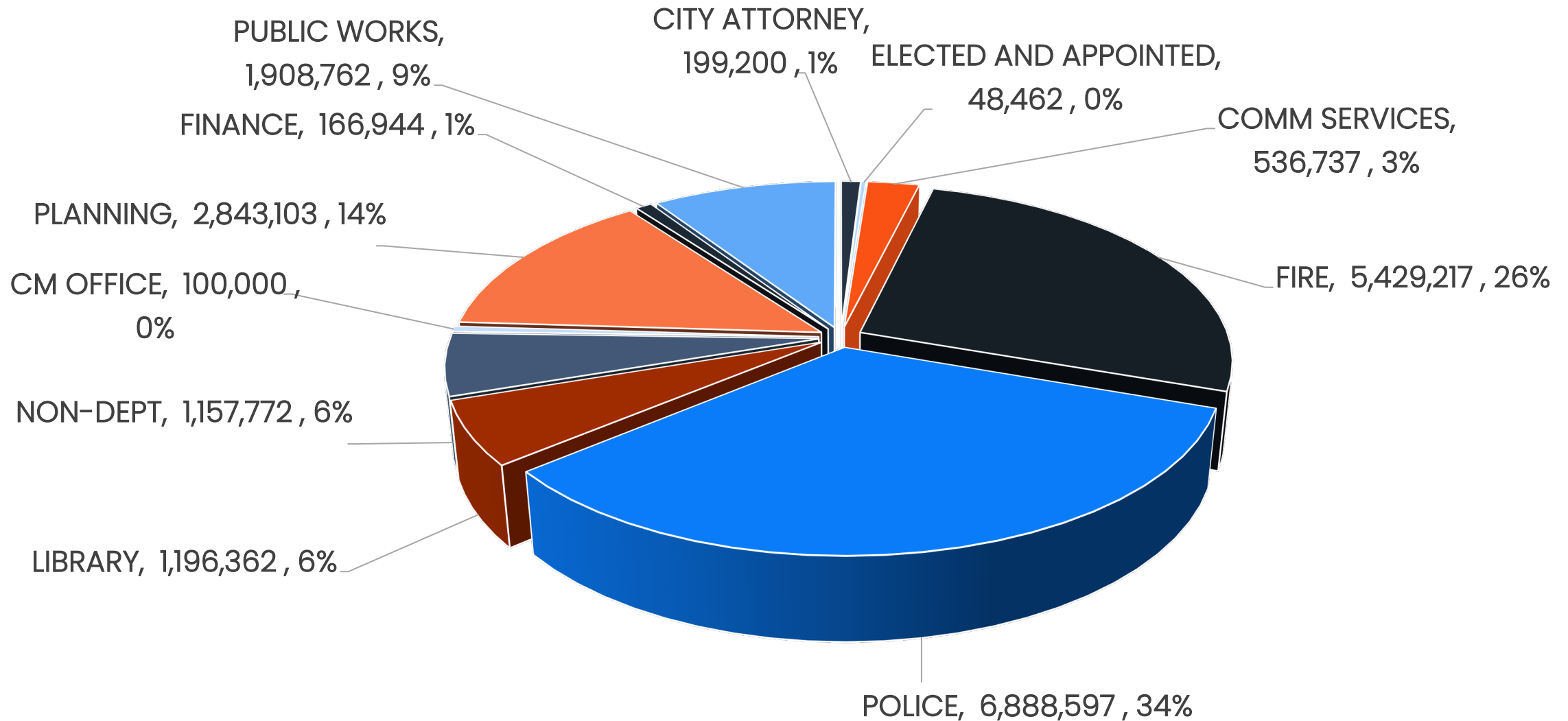
# FY 27 GENERAL FUND REVENUE BUDGET BY CATEGORY



# FY 2027 GENERAL FUND EXPENDITURE BUDGET BY CATEGORY



# FY2027 GENERAL FUND EXPENDITURE BUDGET BY DEPARTMENT





# **ONGOING BUDGET CHALLENGES**



# FISCAL ISSUES AND CHALLENGES



## Short-Term

- The FY 2026–27 proposed budget does not include any COLA adjustments. City is entering into labor negotiations.
- Measure GL on June 2, 2026
- Reserve funding within the newly created ISF-Equip/Veh/Mach Replacement (e.g., \$1M new fire engine soon)

## Longer-Term

- City has a small population (will not change) and sales tax basis (this can be changed/improved). Need to find ways to enhance the sales tax basis.
- Fiscal flexibility to respond to the unknown (e.g. natural disasters, recession, supply chain disruptions)



# BUDGET STUDY SESSIONS

## **MAY 27, 2026**

General Fund Overview

Police Department

Fire Department

Public Works Operating

- Maintenance
- Water
- Sewer

Five Year Capital Improvement Plan

## **MAY 28, 2026**

Planning & Community Preservation

Library & Community Services

Finance

City Manager's Office

- Administration
- Human Resources
- City Clerk
- Information Technology



# BUDGET PRESENTATIONS & RECONCILIATION

## Library Budget Reconciliation

	Positions (FTE)	Expenditures	Revenues	Net
<b><i>FY 25-26 Adopted Budget</i></b>	8.15	\$ 885,000	\$ -	\$ 885,000
<b>Base Adjustments</b>				
One-Time Prior Year Expenditures and Revenues Deleted				
N/A				\$ -
<b>One-Time Prior Year Expenditures and Revenues</b>	0.00	\$ -	\$ -	\$ -
<b>Adjustments to Costs of Ongoing Activities</b>				
Salary and Benefit Adjustment		\$ 147,925	\$ -	\$ 147,925
Allocated Charges		\$ 181,685	\$ -	\$ 181,685
Reclass 1.0 FTE Management Analyst to Library Services Manager		\$ 1,102	\$ -	\$ 1,102
Professional Services Contract Adjustment		\$ 4,000	\$ -	\$ 4,000
Books, Reference Materials, & Periodicals		\$ 13,800	\$ -	\$ 13,800
Other Purchased Supplies		\$ 18,500	\$ -	\$ 18,500
Conferences & Meetings		\$ (650)	\$ -	\$ (650)
<b>Adjustments to Costs of Ongoing Activities</b>	0.00	\$ 366,362	\$ -	\$ 366,362
<b><i>Total FY 26-27 Base Budget</i></b>	<b>8.15</b>	<b>\$ 1,251,362</b>	<b>\$ -</b>	<b>\$ 1,251,362</b>
<b>Budget Enhancements</b>				
Add 0.45 FTE Library Technician	0.45	\$ 19,000	\$ -	\$ 19,000
Calendar/Reservation System for Library & Community Services		\$ 4,000	\$ -	\$ 4,000
<b>Total Budget Enhancements</b>	0.45	\$ 23,000	\$ -	\$ 23,000
<b><i>Total FY 26-27 Proposed Budget</i></b>	<b>8.60</b>	<b>\$ 1,274,362</b>	<b>\$ -</b>	<b>\$ 1,274,362</b>



# QUESTIONS

Michael Bruckner, City Manager

Harry Wong, Finance Director






# **SIERRA MADRE POLICE DEPARTMENT**

## **FY 2027 PROPOSED OPERATING BUDGET**

Gustavo Barrientos, Chief of Police

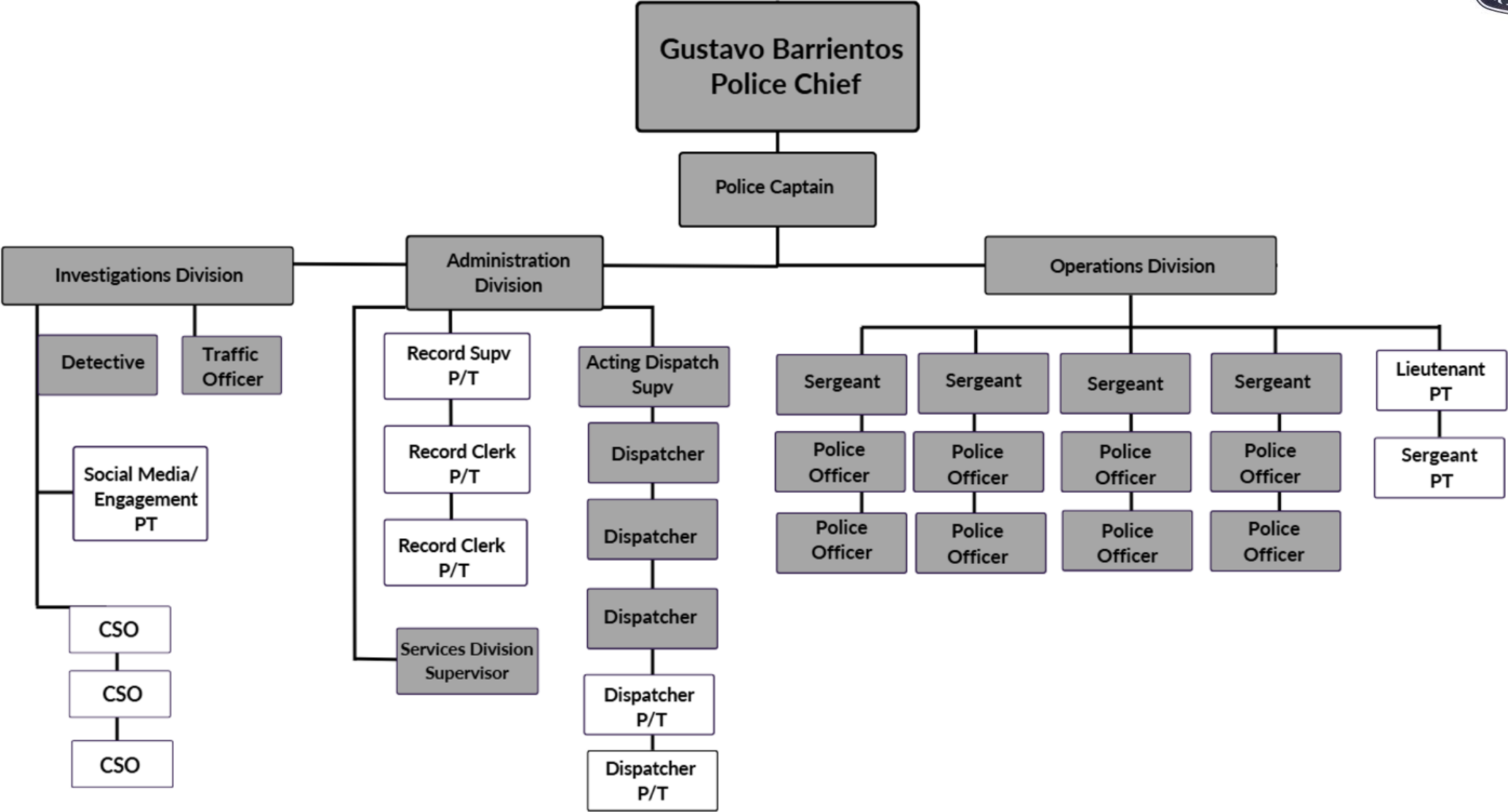




## **WHAT WE DO**

The Sierra Madre Police Department is dedicated to professionalism and service. We act in the interest of justice and the well-being of our community by providing professional, compassionate, and responsive law enforcement services

# POLICE DEPARTMENT ORG CHART





# **FY 2026 KEY ACCOMPLISHMENTS**

## **Enhanced Department Staffing**

Strengthened hiring practices and recruitment efforts have led to the successful onboarding of highly qualified, experienced personnel, enhancing overall team effectiveness and service delivery.

## **Modernized Equipment**

Continued investment in modern equipment replacement enhanced officer safety and effectiveness by acquiring updated PepperBall launchers, 40mm launchers, rifles, protective helmets, and improved lighting equipment.

## **Facility Enrichments**

Improved operational efficiency, organization, employee wellness, and overall workplace functionality through upgraded lighting, ergonomic workspaces, improved storage solutions, and facility modernization.



# **FY 2026 KEY ACCOMPLISHMENTS**

## **Expansion of Community Outreach**

Expanded community outreach and collaboration opportunities for youth, residents, and local businesses through educational programs and engagement initiatives. Established the City's first Explorer Club in partnership with Greater Los Angeles Scouting America and launched the first Community Police Academy. Public safety education through participation and enhanced social media engagement.

## **Organization and Accountability Measures**

Implemented across multiple divisions, including Investigations, Patrol, Dispatch, Records, and supervisory staff, resulting in more structured processes and improved workflow efficiency. Focused on increased auditing and compliance measures, ensuring greater accountability and adherence to department standards and procedures.

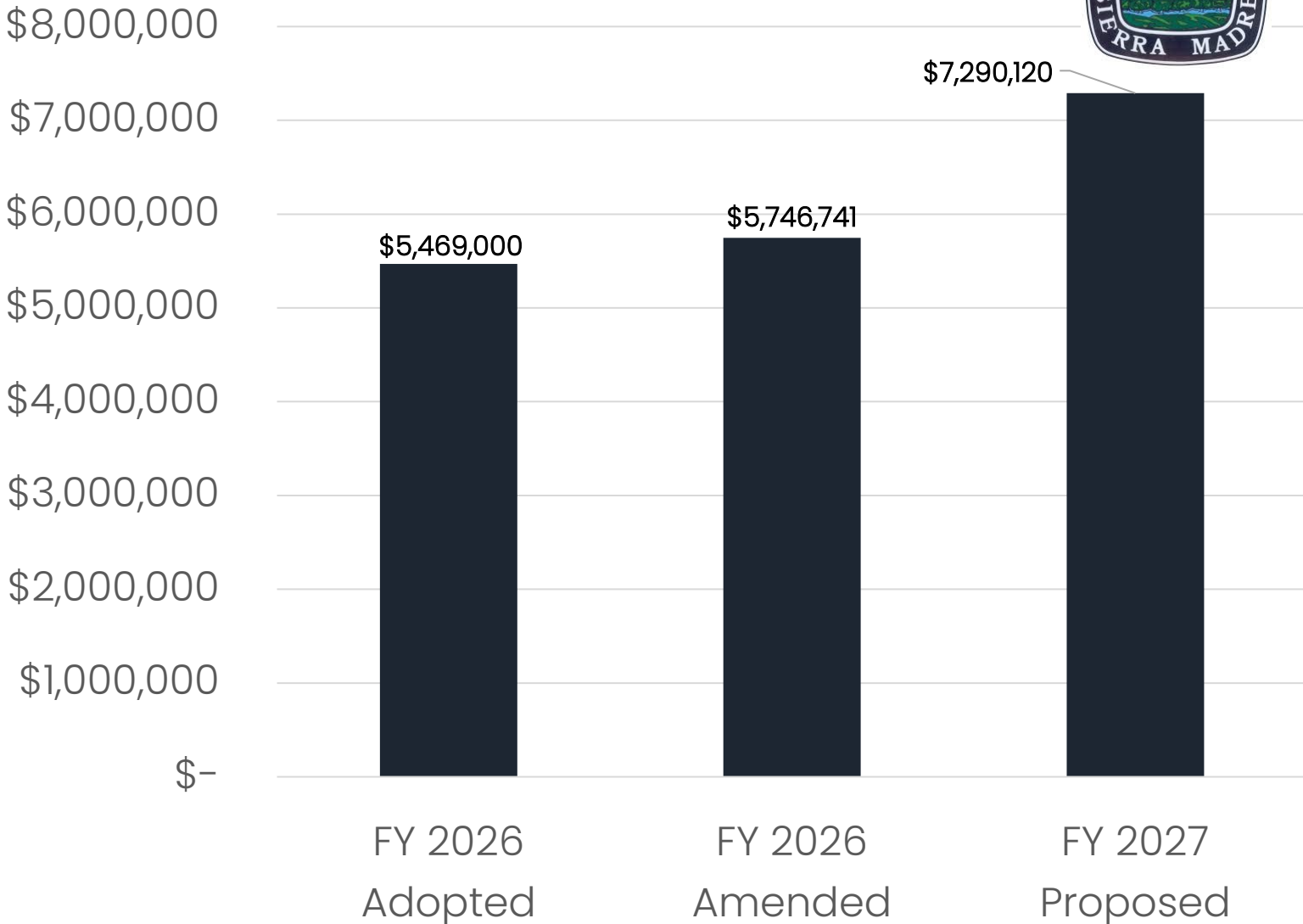


# **FY 2027 PROPOSED POLICE DEPARTMENT OPERATING BUDGET**





# EXPENDITURE BUDGET





---

**8.5%**

The Police Department anticipates a nearly 8.5% increase in expenditures driven by new equipment purchases, service enhancements like PUSD Crossing Guards MOU and SGVCOG Bear Management Program, and increased cost of services like Pasadena Humane Society.

Additionally, in FY 2027, department budgets are now carrying their fully-allocated costs of central services; however these figures are not of allocated charges.



# FY 2027 POLICE DEPT WORK PLAN

## **Risk Management & Internal Controls**

Accountability, compliance, and operational police operations focused on professionalism and service.


Continued proactive policing strategies.

## **Transparency**

Enhance the City's public image through expanded social media and website content, reports, and data.

## **Public Information**

Provide crime stats and real-time public safety updates, bulletins, and traffic initiatives.





# BUDGET ENHANCEMENTS

## **Less Lethal Equipment Replacement: Tasers – (\$125,000)**

This implementation will support secure authentication to Microsoft 365 for City Hall and Police staff. This initiative aligns with FBI Criminal Justice Information Services (CJIS) Security Policy requirements, including multi-factor authentication, access control, and audit logging for systems that may handle sensitive law enforcement data via email and collaboration tools

## **Replacement Police Firearm Ownership – (\$35,000)**

Discounted purchase program, providing modern and reliable equipment that improves accuracy, safety, and long-term operational efficiency through individual ownership

## **SGVCOG Bear Management Program - (\$25,000)**

A California Fish and Wildlife biologist will track, monitor, and respond to bear activity assigned to the foothill area.



# BUDGET ENHANCEMENT SUMMARY

ITEM	ONE-TIME	ONGOING	TOTAL
Taser Replacement Program	\$125,000	-	<b>\$125,000</b>
Firearm Replacement Program	\$35,000	-	<b>\$35,000</b>
SGVCOG Bear Management Program		\$25,000	<b>\$25,000</b>
<b>TOTAL</b>	<b>\$160,000</b>	<b>\$25,000</b>	<b>\$185,000</b>



# STRATEGIC PLAN CORRELATION

**Public Safety Objective: Maintain a Safe and Secure Community**

Goal 2- Enhance and Provide a Mechanism to Maintain Excellent Police Service

- PS 2.1: Optimal Staffing
- PS 2.3: Properly Equip the Police Department

**Community Enrichment Objective: Promote Unparalleled Quality of Life with an Engaged and Collaborative Culture**

Goal 2: Improve Communication & Collaboration

CE 2.1/ 2.3: Information Hub and Collaboration





# QUESTIONS

Gustavo Barrientos, Chief of Police  
Vernoica Saucedo, Police Captain



**Police Department Budget Reconciliation**

	<b>Positions (FTE)</b>	<b>Expenditures</b>	<b>Revenues</b>	<b>Net</b>
<b><i>FY 25-26 Adopted Budget</i></b>	<b>23.00</b>	<b>\$ 5,469,000</b>	<b>\$ -</b>	<b>\$ 5,469,000</b>
<b>Base Adjustments</b>				
<i>One-Time Prior Year Expenditures and Revenues Deleted</i>				
United Tactical Systems, LLC (Pepperball)		\$ (7,900)	\$ -	\$ (7,900)
Power's Office Furniture		\$ (6,500)	\$ -	\$ (6,500)
<b>One-Time Prior Year Expenditures and Revenues</b>		<b>\$ (14,400)</b>	<b>\$ -</b>	<b>\$ (14,400)</b>
<b>Adjustments to Costs of Ongoing Activities</b>				
Salary and Benefit Adjustment		\$ 268,399	\$ -	\$ 268,399
Allocated Charges		\$ 1,356,421	\$ -	\$ 1,356,421
Booking Charges		\$ (5,000)	\$ -	\$ (5,000)
Pasadena Humane Society Contract Increase		\$ 5,700	\$ -	\$ 5,700
PUSD Crossing Guard Services MOU		\$ 25,000	\$ -	\$ 25,000
<b>Adjustments to Costs of Ongoing Activities</b>	<b>0.00</b>	<b>\$ 1,650,520</b>	<b>\$ -</b>	<b>\$ 1,650,520</b>
<b><i>Total FY 26-27 Base Budget</i></b>	<b>23.00</b>	<b>\$ 7,105,120</b>	<b>\$ -</b>	<b>\$ 7,105,120</b>
<b>Budget Enhancements</b>				
Firearm Replacement Program		\$ 35,000	\$ 35,000	\$ -
SGVCOG Regional Bear Management Program		\$ 25,000	\$ -	\$ 25,000
Taser Replacement Program		\$ 125,000	\$ 125,000	\$ -
<b>Total Budget Enhancements</b>	<b>0.00</b>	<b>\$ 185,000</b>	<b>\$ 160,000</b>	<b>\$ 25,000</b>
<b><i>Total FY 26-27 Proposed Budget</i></b>	<b>23.00</b>	<b>\$ 7,290,120</b>	<b>\$ 160,000</b>	<b>\$ 7,130,120</b>



# SIERRA MADRE FIRE DEPARTMENT

## FY 2027 PROPOSED OPERATING BUDGET

Brent Bartlett, Fire Chief





## **WHAT WE DO**

## **VISION**

The Sierra Madre Fire Department is dedicated to remaining a progressive, cost-effective, and innovative fire department that ensures a safe and inclusive environment for our community through exceptional customer service.



## **WHAT WE DO**

## **MISSION**

The Sierra Madre Fire Department is committed to protecting life, property, and our environment through compassionate service.



## WHAT WE DO

## CORE VALUES

**Honor** – adhering to the highest standard, both morally and ethically.

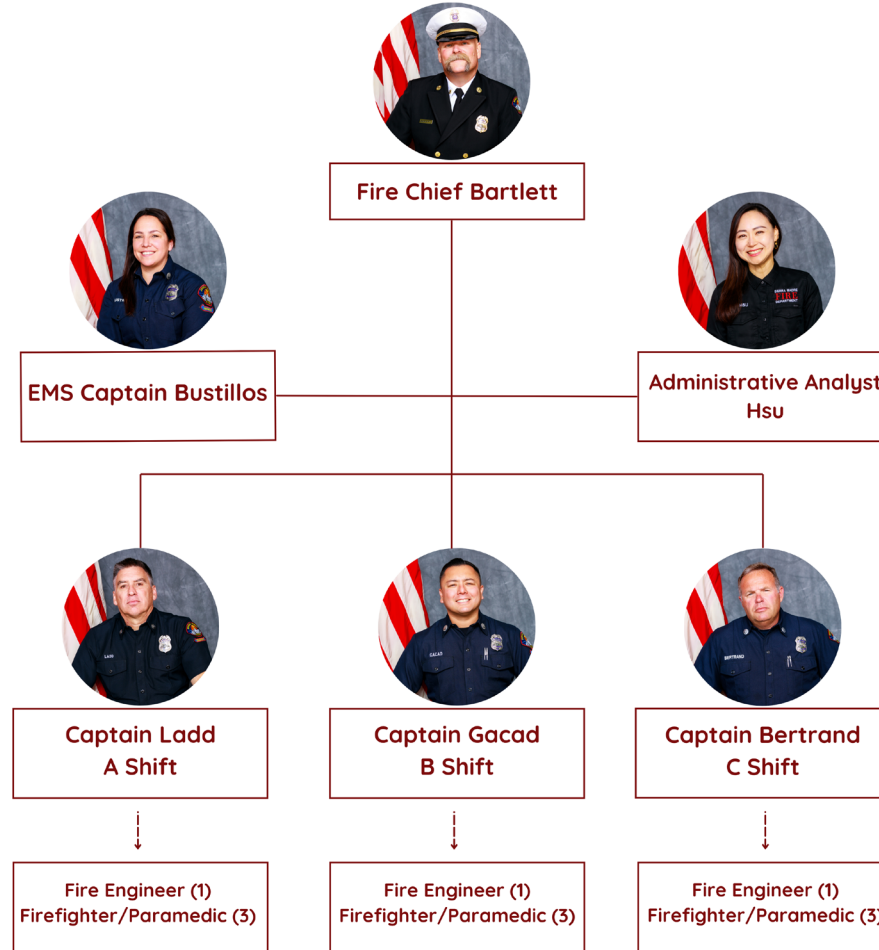
**Integrity** – based on trust and accountability through service.

**Compassion** – treating everyone with kindness and empathy.

**Respect** – to self and community, maintaining a department of teamwork and growth.



# FIRE DEPARTMENT ORG CHART





# **FY 2026 KEY ACCOMPLISHMENTS**

## **Paramedic Subscription Upgrade**

Implement Family, Business and Modest Income Plan.

## **Building & Fire Code Adoption**

The City adopted the 2025 editions of the Building & Fire Code, ensuring alignment with state-mandated construction, safety, and fire prevention standards.

## **2025 Local Hazard Mitigation Plan Adoption**

The City adopted the 2025 Local Hazard Mitigation Plan (LHMP), updating the City's hazard assessment and mitigation strategies to maintain FEMA compliance and eligibility for future hazard mitigation funding opportunities.



# **FY 2026 KEY ACCOMPLISHMENTS**

## **Red Flag Parking Prohibitions**

Adopted and implemented updated Red Flag Alert Day parking regulations to improve emergency access, evacuation readiness, and public safety during wildfire and debris flow events in high-risk areas throughout the community.

## **Computer-Aided Dispatch (CAD) and Mobile Technology Upgrade**

Implementation of the next-generation CentralSquare CAD system with First Due integration and standardized iPad deployment enhanced regional interoperability, real-time incident information sharing, and situational awareness for frontline fire and EMS personnel.



# **FY 2026 KEY ACCOMPLISHMENTS**

## **Point-of-Care Ultrasound (POCUS) Polit Program**

Successfully launched participation in Los Angeles County's prehospital Point-of-Care Ultrasound (POCUS) pilot program, positioning SMFD as one of only two agencies evaluating portable ultrasound technology to enhance patient assessment and evidence-based emergency medical care in the field.

## **Cardiac Arrest Outcomes**

SMFD achieved exceptional 2025 cardiac arrest outcomes, including 100% Utstein Survival and survival rates that exceeded county, state, and national benchmarks, demonstrating the Department's commitment to high-quality emergency medical care.

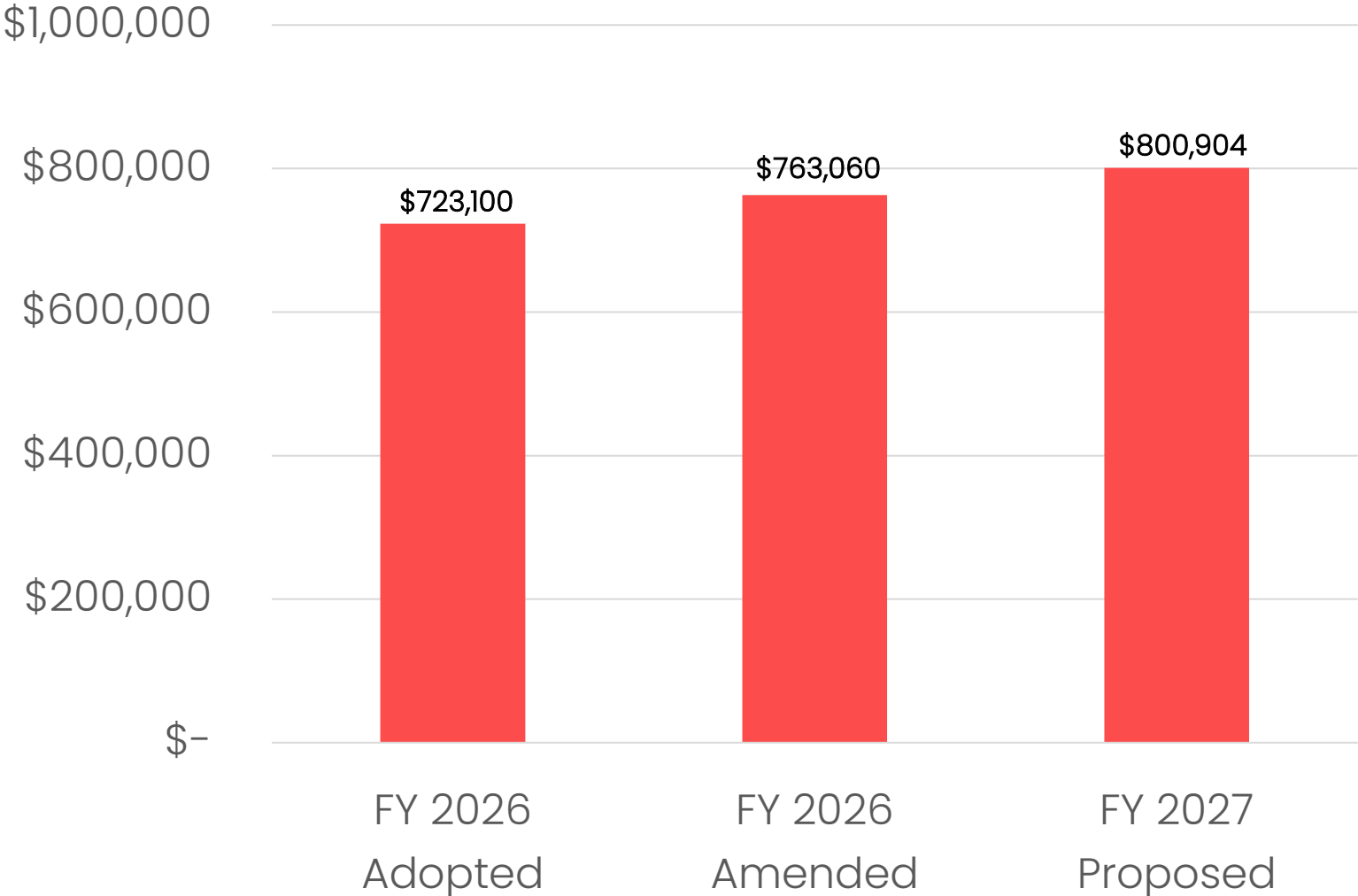


# FY 2027 PROPOSED FIRE DEPARTMENT OPERATING BUDGET





# REVENUE BUDGET



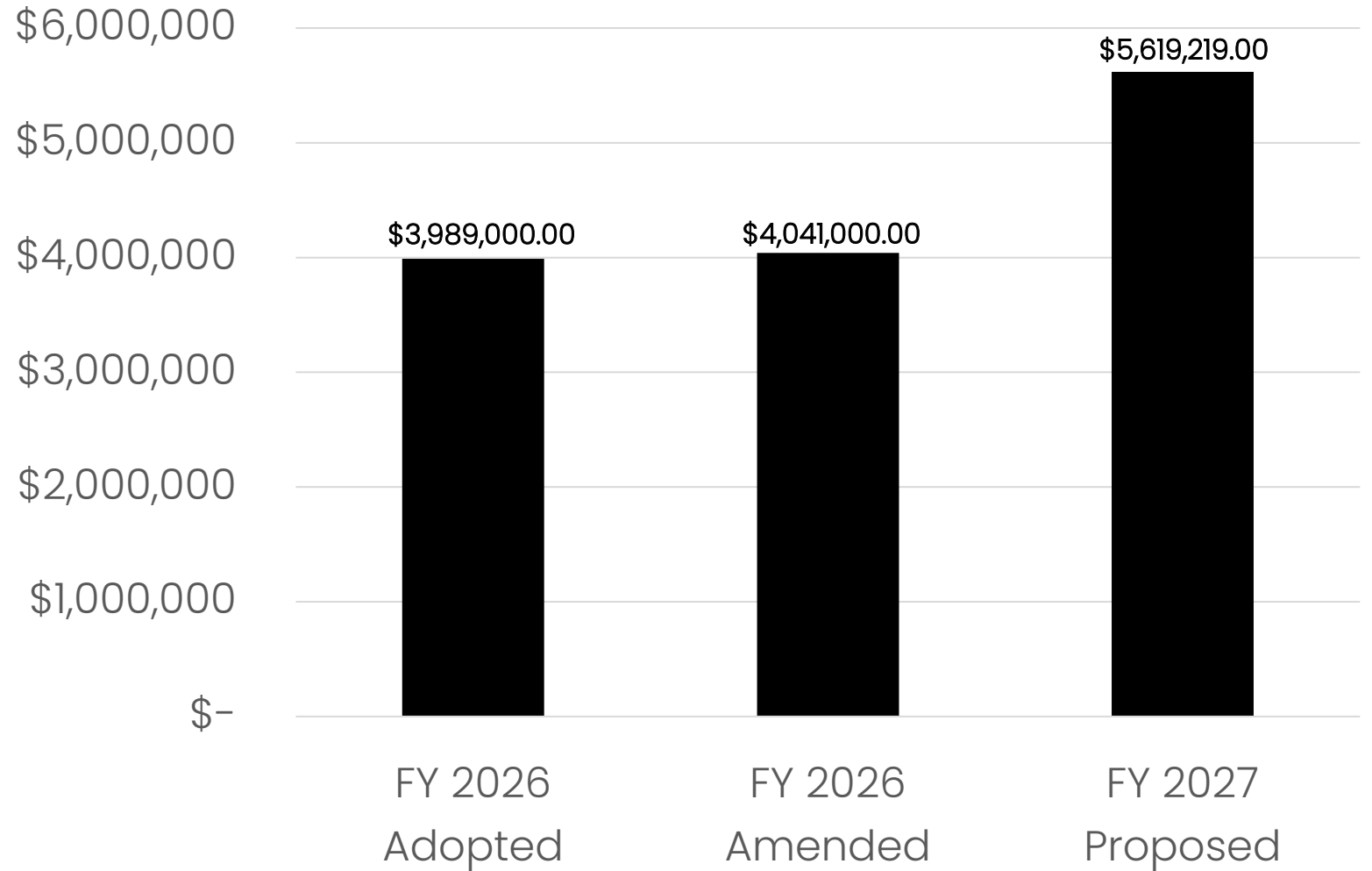


---

**4.9%**

Major revenue drivers for the Fire Department include emergency medical services (EMS) transport and billing revenue, Cal OES mutual aid reimbursements, fire prevention and permit-related cost recovery, and revenues generated through the Department's Paramedic Subscription Program. Additional revenue support is provided through the Department's Instructional Services Agreement (ISA) with Rio Hondo Community College for fire and EMS training activities, which helps offset training-related costs.

# EXPENDITURE BUDGET





---

**16.1%**

The Fire Department anticipates a nearly 16% increase in expenditures driven by the addition of a full-time Deputy Fire Chief to strengthen leadership, fire prevention, and community risk reduction efforts; implementation of the First Due Records Management System (RMS) to improve operational efficiency and data management; deployment of an additional LUCAS mechanical CPR device to enhance advanced life support capabilities; and the phased transition to PFAS-free structural firefighting turnout gear to improve firefighter health and safety.

Additionally, in FY 2027, department budgets are now carrying their fully-allocated costs of central services; however, these figures are net of allocated charges.




# FY 2027 SIERRA MADRE FIRE DEPT WORK PLAN

## **Deputy Fire Chief**

Add a full-time Deputy Fire Chief position to strengthen leadership, improve operations and fire prevention efforts, and support growing departmental needs.

## **Fire Prevention Enhancement**

Strengthen fire prevention efforts through increased inspections, defensible space enforcement, and community risk reduction activities by utilizing additional staffing support from the new Deputy Fire Chief position.






# FY 2027 SIERRA MADRE FIRE DEPT WORK PLAN

## **Grant Funding for Mitigation**

Pursue and secure grant funding opportunities to support the development of a Community Wildfire Protection Plan (CWPP) and other wildfire mitigation, vegetation management, and community risk reduction projects.

## **Community Service Enhancement**

Enhance emergency response, fire prevention, and community outreach efforts through improved technology, training, staffing, and operational efficiency to provide a higher level of service and public safety to the Sierra Madre community.





# BUDGET ENHANCEMENTS

## **Add 1.0 FTE Deputy Fire Chief – (\$277,848)**

Funding for the 1.0 FTE Deputy Fire Chief position will allow SMFD to implement and expand fire prevention, defensible space, and community risk reduction programs, while supporting expanded cost recovery opportunities through permit processing, inspections, and related fire prevention activities. The position will also serve as second-in-command of the department, create succession planning opportunities, and provide for continuity of services.

## **Records Management System (RMS): First Due – (\$15,784)**

Implement the First Due cloud-based Records Management System (RMS) to consolidate incident reporting, scheduling, training records, patient care reporting, fire prevention tracking, and asset management into a single integrated platform. This initiative will improve operational efficiency, streamline workflows, enhance data accuracy and reporting capabilities, and support data-driven decision-making through real-time and AI-enabled system functions.



# BUDGET ENHANCEMENTS

## **Personal Protective Equipment (PPE) Upgrade – (\$155,000)**

The Fire Department will begin transitioning to PFAS-free structural firefighting turnout gear to enhance firefighter health and safety, reduce long-term exposure to hazardous chemicals, and maintain compliance with evolving occupational safety and industry standards. This one-time expenditure is offset by \$125,000 contribution from the Toll Bros. Development Agreement.

## **Lund University Cardiopulmonary Assist System (LUCAS) Device Expansion – (\$25,000)**

Purchase and deploy a second Lucas Device mechanical CPR system for Paramedic Engine 41 to improve cardiac arrest response capabilities, provide consistent high-quality chest compressions during resuscitation efforts, enhance firefighter safety, and allow personnel to perform additional critical life-saving interventions during emergency medical incidents.



# BUDGET ENHANCEMENT SUMMARY

ITEM	ONE-TIME	ONGOING	TOTAL
Deputy Fire Chief		\$277,848	<b>\$277,848</b>
Personal Protective Equipment (PPE)- PFAS-Free Turnout Gear	\$155,000		<b>\$155,000</b>
Records Management System (RMS)- First Due		\$21,510	<b>\$21,510</b>
Lund University Cardiopulmonary Assist System(LUCAS) Device	\$25,000		<b>\$25,000</b>
<b>TOTAL</b>	<b>\$180,000</b>	<b>\$299,358</b>	<b>\$479,358</b>



# **STRATEGIC PLAN CORRELATION**

The FY 2027 Fire Department Work Plan and proposed budget enhancements directly support the City of Sierra Madre Strategic Plan by advancing Organizational Sustainability, Public Safety, Innovation, and Environmental Responsibility initiatives.



# QUESTIONS

Brent Bartlett, Fire Chief



**Fire Department Budget Reconciliation**

	<b>Positions (FTE)</b>	<b>Expenditures</b>	<b>Revenues</b>	<b>Net</b>
<b>FY 25-26 Adopted Budget</b>	<b>18.00</b>	<b>\$ 3,989,000</b>	<b>\$ 763,060</b>	<b>\$ 3,225,940</b>
<b>Base Adjustments</b>				
<i>One-Time Prior Year Expenditures and Revenues Deleted</i>				
N/A				
<b>One-Time Prior Year Expenditures and Revenues</b>	<b>0.00</b>	<b>\$ -</b>	<b>\$ -</b>	<b>\$ -</b>
<b>Adjustments to Costs of Ongoing Activities</b>				
Salary and Benefit Adjustment		\$ 149,949	\$ -	\$ 149,949
Allocated Charges		\$ 984,521	\$ -	\$ 984,521
Professional Services (Service Level Adjustments)		\$ (8,473)	\$ -	\$ (8,473)
Equipment Maintenance		\$ 1,175	\$ -	\$ 1,175
Services from Other Agencies (PPGEMT Increase)		\$ 21,125	\$ -	\$ 21,125
Arcadia Paramedic Subscription Program Cost Adjustment		\$ (9,125)	\$ -	\$ (9,125)
Contract Services (Contractual Increases)		\$ 824	\$ -	\$ 824
Employee Training		\$ 2,750	\$ -	\$ 2,750
Safety Equipment & Supplies		\$ 1,000	\$ -	\$ 1,000
Uniforms Cost Adjustment		\$ (500)	\$ -	\$ (500)
Conference & Meeting Adjustment		\$ (1,550)	\$ -	\$ (1,550)
Other Purchased Supplies		\$ 700	\$ -	\$ 700
Safety Equipment & Supplies		\$ (3,165)	\$ -	\$ (3,165)
Building Improvements		\$ 1,630	\$ -	\$ 1,630
Other Purchased Supplies (Donation Funding)		\$ 10,000	\$ -	\$ 10,000
Revenue Increase EMS Transports/Billing		\$ -	\$ 36,395	\$ (36,395)
Revenue Increase Paramedic Subscription Program		\$ -	\$ 1,449	\$ (1,449)
<b>Adjustments to Costs of Ongoing Activities</b>	<b>0.00</b>	<b>\$ 1,150,861</b>	<b>\$ 37,844</b>	<b>\$ 1,113,017</b>
<b>Total FY 26-27 Base Budget</b>	<b>18.00</b>	<b>\$ 5,139,861</b>	<b>\$ 800,904</b>	<b>\$ 4,338,957</b>
<b>Budget Enhancements</b>				
Add 1.0 FTE Deputy Fire Chief	1.00	\$ 277,848	\$ -	\$ 277,848
Records Management System (RMS) - First Due		\$ 21,510	\$ -	\$ 21,510
Personal Protective Equipment (PPE) - PFAS-Free Turnout Gear		\$ 155,000	\$ 125,000	\$ 30,000
Lucas Device (Lund University Cardiopulmonary Assist System)		\$ 25,000	\$ -	\$ 25,000
<b>Total Budget Enhancements</b>	<b>1.00</b>	<b>\$ 479,358</b>	<b>\$ 125,000</b>	<b>\$ 354,358</b>
<b>Total FY 26-27 Proposed Budget</b>	<b>19.00</b>	<b>\$ 5,619,219</b>	<b>\$ 925,904</b>	<b>\$ 4,693,315</b>



|

# **PUBLIC WORKS DEPARTMENT**

# **FY 2027 PROPOSED OPERATING BUDGET**

Brian A Dickinson, Public Works Director





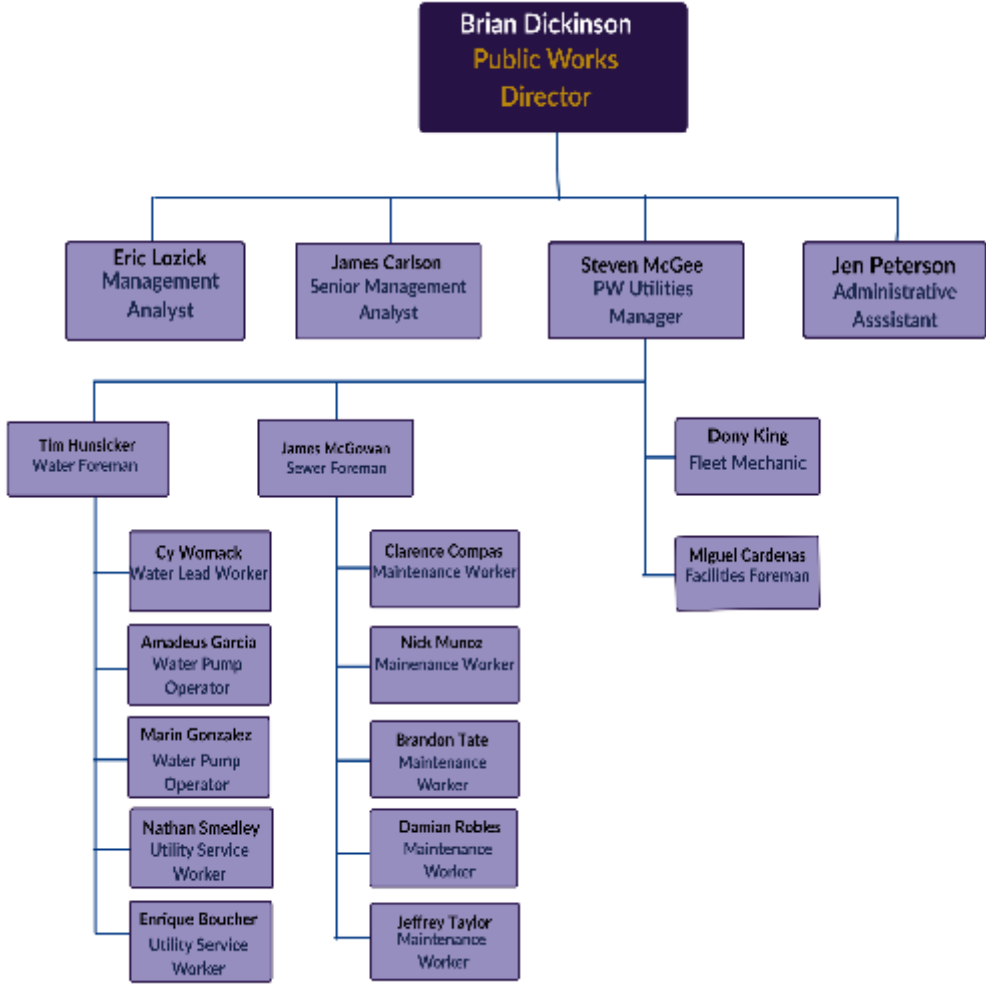
## WHAT WE DO

The Public Works Department is dedicated to delivering high-quality, reliable, and equitable services to the community. The Department is committed to maintaining and enhancing infrastructure assets, promoting water-use efficiency, ensuring regulatory compliance, and supporting public health, economic vitality, and overall community well-being.

The Department's scope of responsibility includes the maintenance and operation of streets, storm drain systems, City buildings and facilities, oversight of park and landscape contracts, management of City-owned trees, water and wastewater utilities, and the City's vehicle and equipment fleet. PW also administers and supports multiple state and federal environmental compliance programs, including stormwater and air quality regulations, landfill diversion requirements, and enforcement of local wildlife and tree protection codes.



# PUBLIC WORKS DEPARTMENT ORG CHART





# **FY 2026 KEY MAINTENANCE DIVISION ACCOMPLISHMENTS**

## **Yucca Debris Secondary Structure**

Street crews constructed secondary diversion in support of the primary structure

## **Potholes Repaired**

Repaired 128 potholes throughout the city

## **Yucca Debris Basin Cleaning**

The Department contracted for the removal of collected debris behind the debris basin structure.

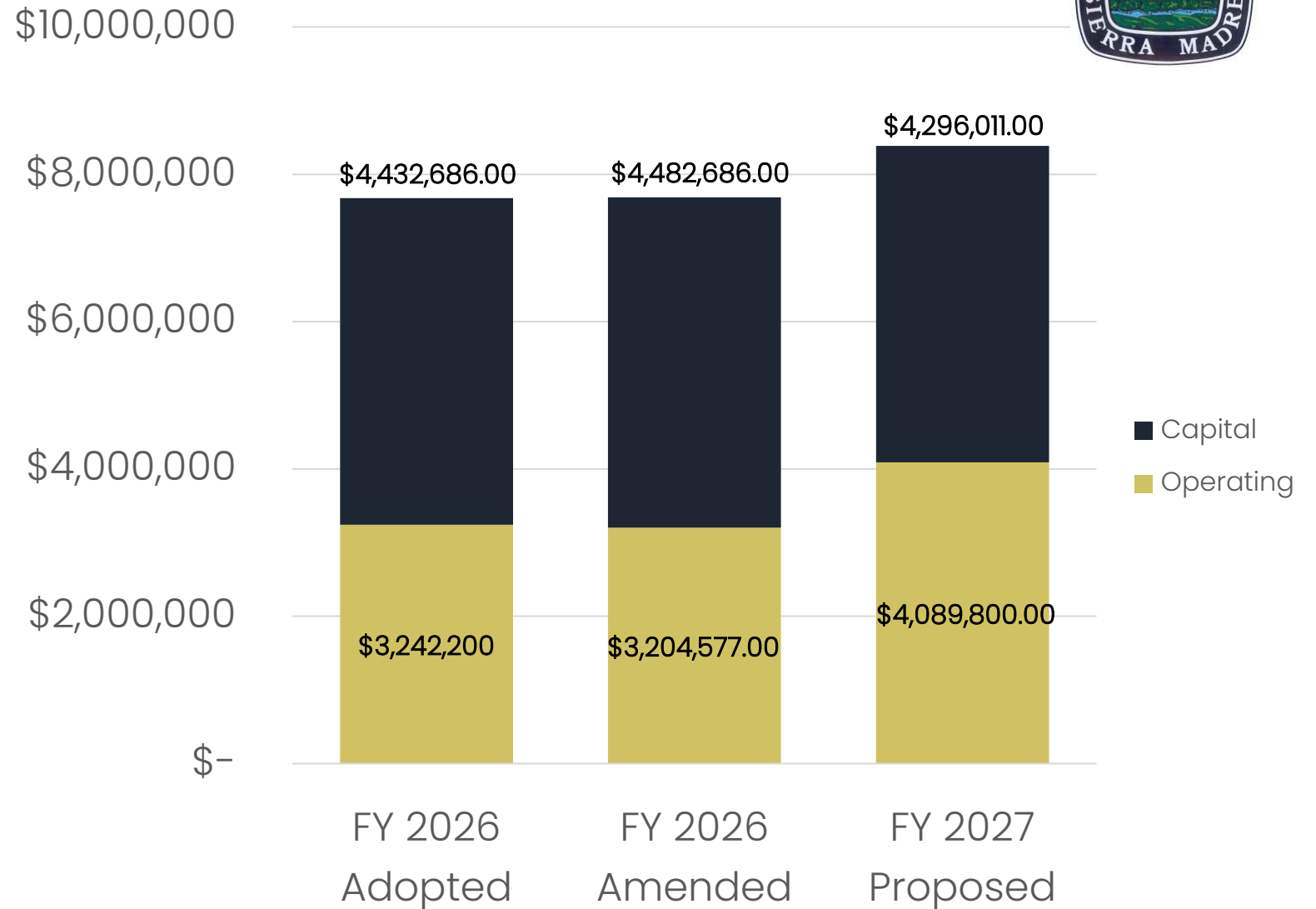


# **FY 2027 PROPOSED PUBLIC WORKS OPERATING BUDGET**





# PUBLIC WORKS OPERATIONS/ MAINTENANCE EXPENDITURE BUDGET





---

# 1.2%

The FY 2027 expenditure increases are primarily driven by infrastructure planning studies, asset management technology implementation, and equipment investments intended to improve long-term operational efficiency, infrastructure reliability, and capital improvement planning. Additional increases reflect inflationary impacts to materials, fuel, maintenance, and contracted services citywide.

The City is addressing deferred infrastructure planning, and operational modernization needs that accumulated over multiple years. This is a modest increase over FY 2026 and the 1.2% increase is net of allocated charges.



# FY 2027 PUBLIC WORKS WORK PLAN

## **Pavement Management Plan Update**

The Department will be having a Pavement Management Plan update prepared, which will evaluate and rate the current PCI index.

## **GIS/Asset Management Software**

The Department will be implementing the GIS/Asset management Software, which will provide efficiency in work order processing, asset management and citizen service requests.

## **Public Safety Building/ City Hall Generator**

The Department will manage the installation of a new emergency standby Generator for the Public Safety and City Hall buildings.





# BUDGET ENHANCEMENTS

## **Pavement Management Plan – \$50,000**

Pavement Management Plan update, which includes an updated evaluation and analysis of the City's road network and an updated PCI index for each street segment. This will aid staff in evaluating and planning the Streets CIP rehabilitation/replacement Plan.

## **Special Event Equipment – \$58,900**

Purchase of an updated equipment for special events including k-rail, parade barricades and traffic control devices. Funding for this purchase is provided by the Sierra Madre Community Foundation Fund balance.

## **Sidewalk Repairs – \$100,000**

Use of on-call sidewalk repair maintenance services to address deferred sidewalk maintenance.



# BUDGET ENHANCEMENT SUMMARY

ITEM	ONE-TIME	ONGOING	TOTAL
Pavement Management Plan Update	\$50,000	-	<b>\$50,000</b>
Special Event Equipment	\$58,900	-	<b>\$58,900</b>
Sidewalk Repair Services	\$100,000	-	<b>\$100,000</b>
<b>TOTAL</b>	<b>\$218,900</b>		<b>\$218,900</b>



# **FY 2027 PROPOSED WATER DIVISION OPERATING BUDGET**





# **FY 2026 KEY WATER DIVISION ACCOMPLISHMENTS**

## **425 Distribution Leaks Repaired**

Staff responded to and repaired 425 system leaks throughout the City.

## **250 Meters Replaced**

Replaced 250 aging meters throughout the City.

## **380 System Valves Exercised**

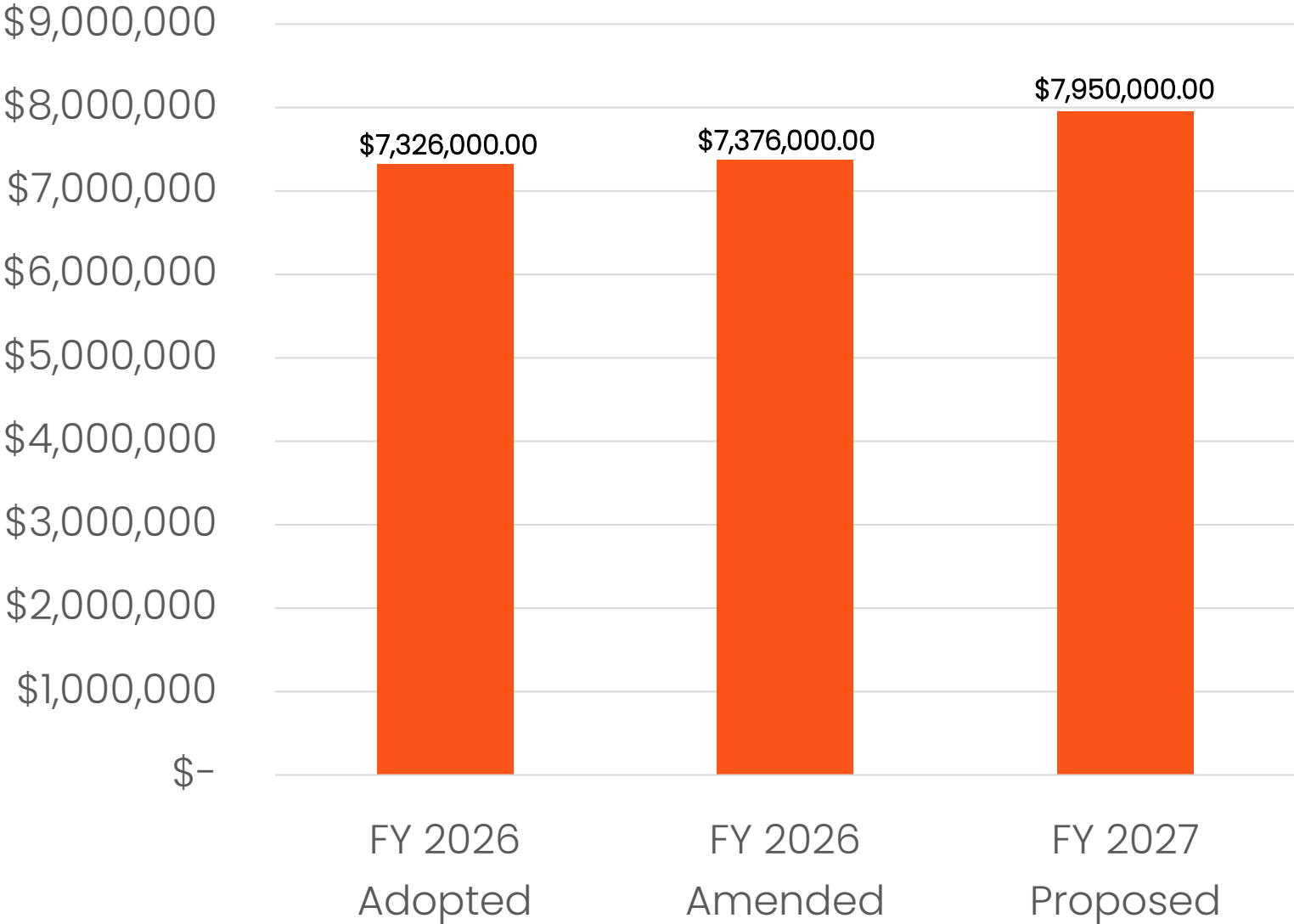
Exercised system valves as annual maintenance.

## **1,350 Acre Feet of Imported Water**

Through MWD connection City imported recharge water.



# WATER REVENUE BUDGET





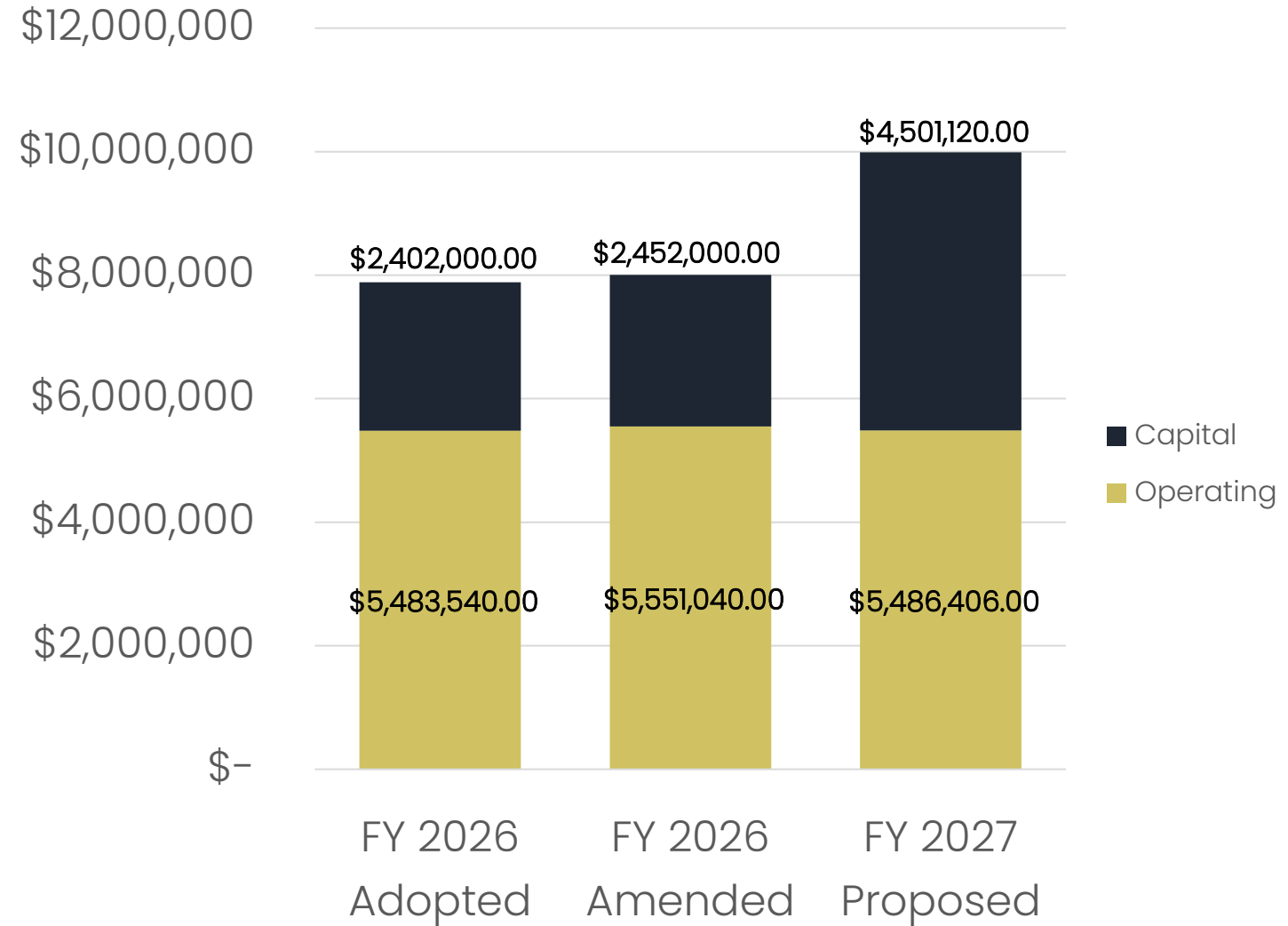
---

**8.5%**

Water Enterprise Fund revenue is primarily generated through water service charges and related customer fees. These revenues support water system operations, production, distribution, maintenance, regulatory compliance, infrastructure repair, and long-term capital needs necessary to maintain reliable water service



# WATER EXPENDITURE BUDGET





---

**12.9%**

Water Enterprise Fund expenditures are proposed to increase by approximately \$2.1, or nearly 13.0%, compared to the FY 2026 adopted budget. The increase reflects planned water system operating and infrastructure costs, including maintenance, regulatory compliance, equipment needs, utilities, contracted services, and ongoing investments necessary to support reliable water production, distribution, and long-term system sustainability.

This figure is net of allocated charges to the Water Fund.



# FY 2027 WATER DIVISION WORK PLAN

## **Well 4 Rehabilitation**

Rehabilitation and improvement of Well 4 to maintain reliability, efficiency, and long-term groundwater production capacity. Improvements will help ensure continued delivery of safe and dependable water service to the community while extending the operational life of critical infrastructure.

## **Mainline/Infrastructure Rehabilitation**

Continuing replacement of aging water infrastructure throughout the City. Improvements are intended to enhance system reliability, reduce water loss, improve service delivery, and proactively address deteriorating infrastructure before failures occur.

## **Water System Master Plan & Hydraulic Model Update**

The Water System Master Plan Update provides a comprehensive evaluation of the City's water system and establishes a long-term strategy for infrastructure investment, operational efficiency, and future system needs. The plan serves as a roadmap for prioritizing capital improvements and maintaining reliable water service.



# BUDGET ENHANCEMENTS



## **Water System Master Plan – \$150,000**

The Water System Master Plan and Hydraulic Model Update will evaluate the water system and identify future Capital Improvement Projects. This will also develop a new Water System Hydraulic Model that simulates the Water System's operation and aids in its evaluation.

## **New Safety Equipment – \$6,000**

Purchase of safety equipment for field crews




# BUDGET ENHANCEMENT SUMMARY

ITEM	ONE-TIME	ONGOING	TOTAL
Water System Master Plan Update	\$150,000	-	<b>\$150,000</b>
Safety Equipment	\$6,000	-	<b>\$8,000</b>
<b>TOTAL</b>	<b>\$156,000</b>	-	<b>\$156,000</b>



# **FY 2027 PROPOSED SEWER DIVISION OPERATING BUDGET**





# **FY 2026 KEY SEWER DIVISION ACCOMPLISHMENTS**

## **360 Hydrants Flushed**

Flushed system fire hydrants as part of annual water quality maintenance.

## **85,000 Feet of Sewer Mainline Cleaned**

Sewer mainline cleaned as part of annual preventative maintenance.

## **20,000 Ft of Sewer CCTV inspection**

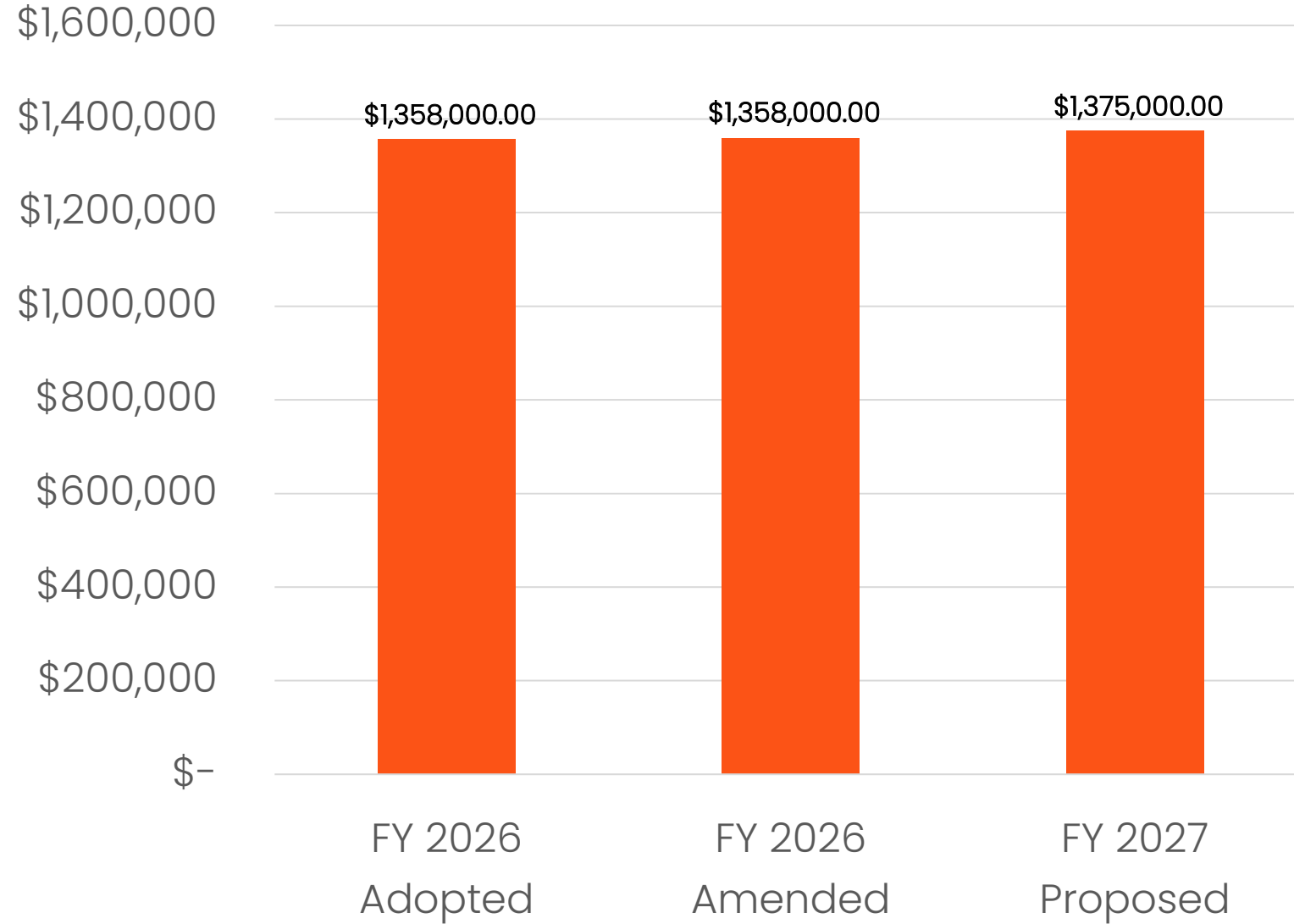
Camera inspection for records and repairs.

## **200 Manhole Inspections**

Manhole inspections to assess condition, safety, and function.



# SEWER REVENUE BUDGET





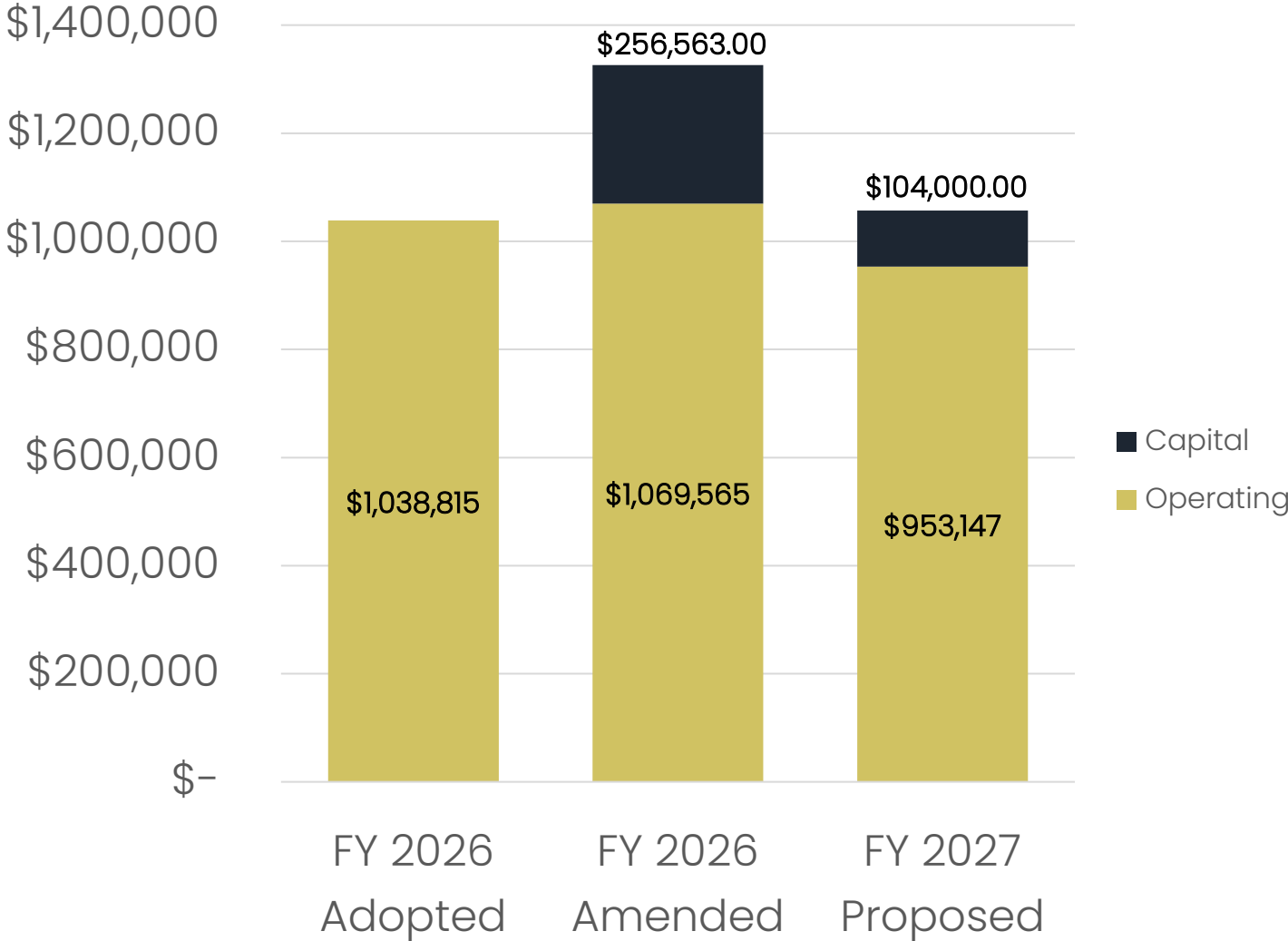
---

**1.3%**

Sewer revenue is primarily generated through sewer service charges and related user fees. These revenues support the operation, maintenance, rehabilitation, and regulatory compliance of the City's wastewater collection system, including ongoing system upkeep and infrastructure needs.



# SEWER EXPENDITURE BUDGET



# BUDGET ENHANCEMENTS



## **Sewer System Master Plan – \$150,000**

The Sewer System Master Plan and Hydraulic Model Update will evaluate the sewer system and identify future Capital Improvement Projects. This will also develop a new Sewer System Hydraulic Model that simulates the system's operation and aids in its evaluation.



# BUDGET ENHANCEMENT SUMMARY

<b>ITEM</b>	<b>ONE-TIME</b>	<b>ONGOING</b>	<b>TOTAL</b>
Sewer System Master Plan Update	\$150,000	-	<b>\$150,000</b>
<b>TOTAL</b>	<b>\$150,000</b>	-	<b>\$150,000</b>



—

**-1.9%**

The proposed expenditures decrease by approximately \$19,00, or 1.9%, compared to the FY 2026 adopted budget. The decrease is primarily driven by adjustments to overhead cost structures; however, the Sewer Fund is supporting a \$100K in maintenance improvement in the sewer system.

This figure is net of allocated charges to the Sewer Fund.



# FY 2027 SEWER DIVISION WORK PLAN

## **Sewer System Master Plan & Hydraulic Model Update**

The Sewer System Master Plan evaluates the condition, capacity, and long-term needs of the City's wastewater collection system. The study identifies critical infrastructure improvements and establishes a prioritized framework to support system reliability, and future maintenance planning.

## **Infrastructure Maintenance and Rehabilitation**

Continuing replacement of aging water infrastructure throughout the City. Improvements are intended to enhance system reliability, reduce water loss, improve service delivery, and proactively address deteriorating infrastructure before failures occur.

## **CCTV Inspection of Sewer Infrastructure**

The Water System Master Plan Update provides a comprehensive evaluation of the City's water system and establishes a long-term strategy for infrastructure investment, operational efficiency, and future system needs. The plan serves as a roadmap for prioritizing capital improvements and maintaining reliable water service.





# **STRATEGIC PLAN CORRELATION**

—



# QUESTIONS



Brian A Dickinson, Public Works Director

**Public Works Maintenance Division Budget Reconciliation - General Fund, Internal Services & Special Revenue**

	<u>Positions (FTE)</u>	<u>Expenditures</u>	<u>Revenues</u>	<u>Net</u>
<b><i>FY 25-26 Adopted Budget</i></b>	<b>9.00</b>	<b>\$ 7,674,886</b>	<b>\$ -</b>	<b>\$ 7,674,886</b>
<b>Base Adjustments</b>				
<i>One-Time Prior Year Expenditures and Revenues Deleted</i>				
Landscapre & Lighting District Parking Lot Pavement		\$ (57,000)	\$ -	\$ (57,000)
Uncategorized Capital Improvement Projects		\$ (4,432,686)	\$ -	\$ (4,432,686)
<b>One-Time Prior Year Expenditures and Revenues</b>	<b>0.00</b>	<b>\$ (4,489,686)</b>	<b>\$ -</b>	<b>\$ (4,489,686)</b>
<b>Adjustments to Costs of Ongoing Activities</b>				
Salary and Benefit Adjustment		\$ (76,353)	\$ -	\$ (76,353)
Allocated Charges		\$ 617,428	\$ -	\$ 617,428
Utilities Charges		\$ 27,900	\$ -	\$ 27,900
Conferences & Meetings Adjustments		\$ 2,000	\$ -	\$ 2,000
Materials & Equipment Adjustments		\$ (37,000)	\$ -	\$ (37,000)
Other Purchased Supplies		\$ 7,050	\$ -	\$ 7,050
GIS Asset Management		\$ 25,000	\$ -	\$ 25,000
Tree Maintenance Services Increase		\$ 70,000	\$ -	\$ 70,000
Janitorial Services Adjustments		\$ 15,000	\$ -	\$ 15,000
Landscape Maintenance Adjustments		\$ 16,675	\$ -	\$ 16,675
Dial-A-Ride Service Elimination		\$ (400,000)	\$ -	\$ (400,000)
Enterprise Lease Payments		\$ 260,000	\$ -	\$ 260,000
Uber Transit Program Costs		\$ 168,000	\$ -	\$ 168,000
Capital Improvement Projects		\$ 4,296,011	\$ -	\$ 4,296,011
<b>Adjustments to Costs of Ongoing Activities</b>	<b>0.00</b>	<b>\$ 4,991,711</b>	<b>\$ -</b>	<b>\$ 4,991,711</b>
<b>Total FY 26-27 Base Budget</b>	<b>9.00</b>	<b>\$ 8,176,911</b>	<b>\$ -</b>	<b>\$ 8,176,911</b>
<b>Budget Enhancements</b>				
Pavement Management Plan Update		\$ 50,000	\$ -	\$ 50,000
Community Event Equipment Purchase		\$ 58,900	\$ -	\$ 58,900
Sidewalk Repair Services		\$ 100,000	\$ -	\$ 100,000
<b>Total Budget Enhancements</b>	<b>0.00</b>	<b>\$ 208,900</b>	<b>\$ -</b>	<b>\$ 208,900</b>
<b>Total FY 26-27 Proposed Budget</b>	<b>9.00</b>	<b>\$ 8,385,811</b>	<b>\$ -</b>	<b>\$ 8,385,811</b>

**Public Works Sewer Division Budget Reconciliation - Sewer Fund**

	<b>Positions (FTE)</b>	<b>Expenditures</b>	<b>Revenues</b>	<b>Net</b>
<b><i>FY 25-26 Adopted Budget</i></b>	<b>1.00</b>	<b>\$ 1,038,815</b>	<b>\$ 1,358,000</b>	<b>\$ (319,185)</b>
<b>Base Adjustments</b>				
<i>One-Time Prior Year Expenditures and Revenues Deleted</i>				
N/A				
<b>One-Time Prior Year Expenditures and Revenues</b>	<b>0.00</b>	<b>\$ -</b>	<b>\$ -</b>	<b>\$ -</b>
<b>Adjustments to Costs of Ongoing Activities</b>				
Salary and Benefit Adjustment		\$ (65,548)	\$ -	\$ (65,548)
Allocated Charges		\$ (37,589)	\$ -	\$ (37,589)
Reallocation of 0.30 FTE City Mechanic		\$ (68,031)	\$ -	\$ (68,031)
Revenue Adjustment		\$ -	\$ 17,000	\$ (17,000)
Reallocation of UAL Payment to Non-Departmental		\$ (14,000)	\$ -	\$ (14,000)
GIS Asset Management		\$ 25,000	\$ -	\$ 25,000
Professional Services Contract Adjustment		\$ (47,500)	\$ -	\$ (47,500)
Tools & Maintenance		\$ (5,000)	\$ -	\$ (5,000)
Legal Services Adjustment		\$ (23,000)	\$ -	\$ (23,000)
Capital Improvement Projects		\$ 104,000	\$ -	\$ 104,000
<b>Adjustments to Costs of Ongoing Activities</b>	<b>0.00</b>	<b>\$ (131,668)</b>	<b>\$ 17,000</b>	<b>\$ (148,668)</b>
<b><i>Total FY 26-27 Base Budget</i></b>	<b>1.00</b>	<b>\$ 907,147</b>	<b>\$ 1,375,000</b>	<b>\$ (467,853)</b>
<b>Budget Enhancements</b>				
Wastewater System Master Plan & Hydraulic Model update		\$ 150,000	\$ -	\$ 150,000
<b>Total Budget Enhancements</b>	<b>0.00</b>	<b>\$ 150,000</b>	<b>\$ -</b>	<b>\$ 150,000</b>
<b><i>Total FY 26-27 Proposed Budget</i></b>	<b>1.00</b>	<b>\$ 1,057,147</b>	<b>\$ 1,375,000</b>	<b>\$ (317,853)</b>

**Public Works Water Division Budget Reconciliation - Water Fund**

	<b>Positions (FTE)</b>	<b>Expenditures</b>	<b>Revenues</b>	<b>Net</b>
<b><i>Prior Year Budget</i></b>	<b>9.00</b>	<b>\$ 7,885,540</b>	<b>\$ 7,376,000</b>	<b>\$ 509,540</b>
<b>Base Adjustments</b>				
One-Time Prior Year Expenditures and Revenues Deleted				
Uncategorized Capital Improvement Projects		\$ (2,402,000)	\$ -	\$ (2,402,000)
<b>One-Time Prior Year Expenditures and Revenues</b>	<b>0.00</b>	<b>\$ (2,402,000)</b>	<b>\$ -</b>	<b>\$ (2,402,000)</b>
<b>Adjustments to Costs of Ongoing Activities</b>				
Salary & Benefit Adjustments		\$ (418,025)	\$ -	\$ (418,025)
Allocated Charges		\$ 1,081,991	\$ -	\$ 1,081,991
Revenue Adjustment		\$ -	\$ 609,000	\$ (609,000)
Reallocation of Debt Service Payment to Non-Departmental		\$ (674,000)	\$ -	\$ (674,000)
Reallocation of UAL Payment to Non-Departmental		\$ (158,000)	\$ -	\$ (158,000)
Legal Services Adjustment		\$ (28,800)	\$ -	\$ (28,800)
Utilities Charges		\$ 43,700	\$ -	\$ 43,700
Capital Improvement Projects		\$ 4,501,120	\$ -	\$ 4,501,120
<b>Adjustments to Costs of Ongoing Activities</b>	<b>0.00</b>	<b>\$ 4,347,986</b>	<b>\$ 609,000</b>	<b>\$ 4,157,011</b>
<b>Total FY 26-27 Base Budget</b>	<b>9.00</b>	<b>\$ 9,831,526</b>	<b>\$ 7,985,000</b>	<b>\$ 2,264,551</b>
<b>Budget Enhancements</b>				
Water System Master Plan & Hydraulic Model update		\$ 150,000	\$ -	\$ 150,000
Safety Equipment		\$ 6,000	\$ -	\$ 6,000
<b>Total Budget Enhancements</b>	<b>0.00</b>	<b>\$ 156,000</b>	<b>\$ -</b>	<b>\$ 156,000</b>
<b>Total FY 26-27 Proposed Budget</b>	<b>9.00</b>	<b>\$ 9,987,526</b>	<b>\$ 7,985,000</b>	<b>\$ 2,420,551</b>



# FY 2027 – 2031 PROPOSED CAPITAL IMPROVEMENT PLAN

Brian A Dickinson, Public Works Director





# WHAT IS A CAPITAL IMPROVEMENT PLAN

A multi-year plan that identifies specific capital projects and major equipment purchases and estimates their costs.

Serves as a working “blueprint” for developing, scheduling, and budgeting for major non-recurring physical investments for sustaining the community’s infrastructure.



# **FY 2026 COMPLETED CIP PROJECTS**

## **Library Meaningful Improvement Project**

Completed the expansion and renovation of the Library, providing a focal point for residents to utilize and enjoy for knowledge enhancement.

## **Mariposa & Auburn Parking Lot Resurfacing**

Slurry-sealing and striping of the Mariposa and Auburn parking lots to preserve and extend the useful life cycle.

## **Woodland Drive Water Main & Repaving**

Initiated in 2025, the Woodland Drive mainline project expanded in FY 2026 to include an emergency relocation of the bridge water main and final repaving of the roadway. After a winter storm severely damaged the existing low-pressure line, a newly engineered pipeline was installed alongside the bridge, restoring the Zone 2 water connection, mitigating future storm risk, and concluding with a fully rehabilitated street surface.



# **FY 2027-2031 PROPOSED CIP**





# HOW ARE CAPITAL PROJECTS PRIORITIZED

Due to limited capital resources, the city prioritizes funded, recurring projects like streets or water main replacements.

The City Manager recommends that the City Council consider development of a capital project prioritization policy.



# FY 2027 CAPITAL PROJECT PROCESS

## **Design**


A Task Order will be issued to one of the City's On-Call Engineering Firms requesting a design of the specified project.

## **Bid**

When Plans are completed the City will advertise for Bids through the Planetbids online portal. Of bids received, the lowest responsive and responsible bidder will be recommended for contract.

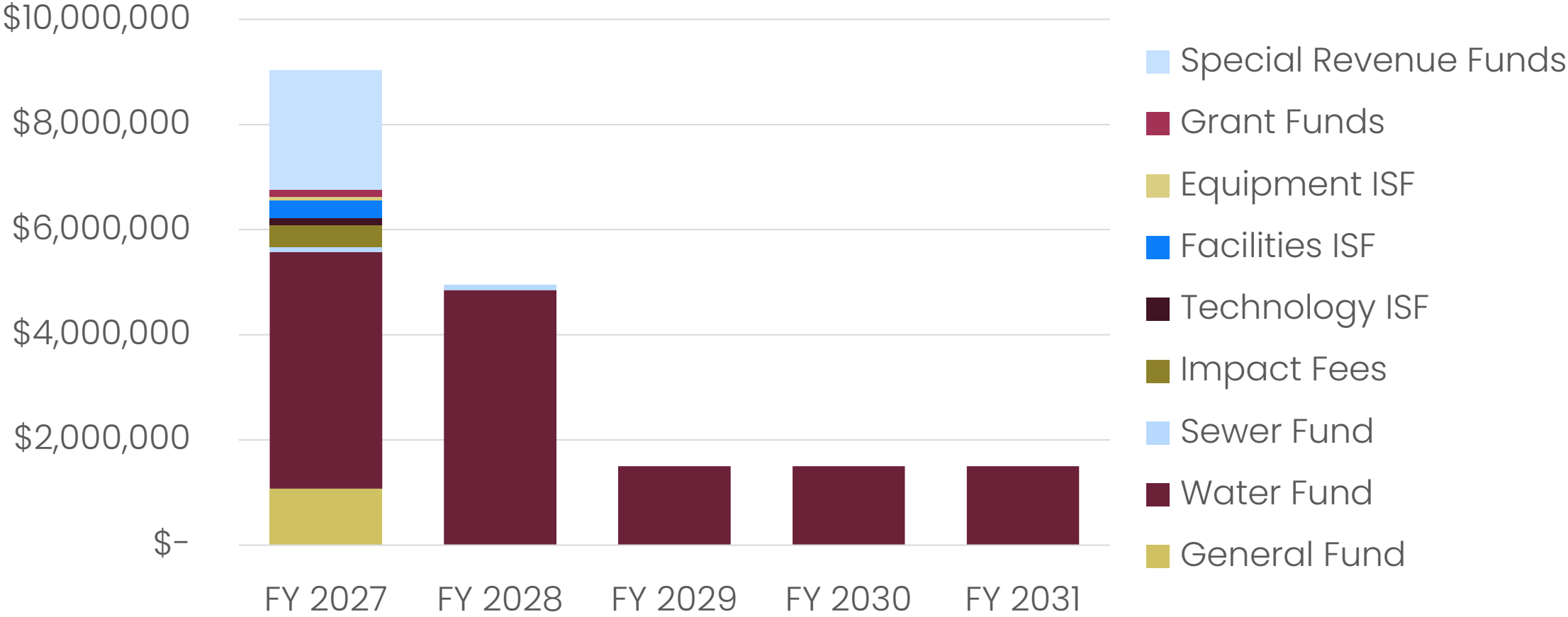
## **Build**

Upon execution of contract, a Notice to Proceed will be issued to contractor to start mobilization for beginning construction.



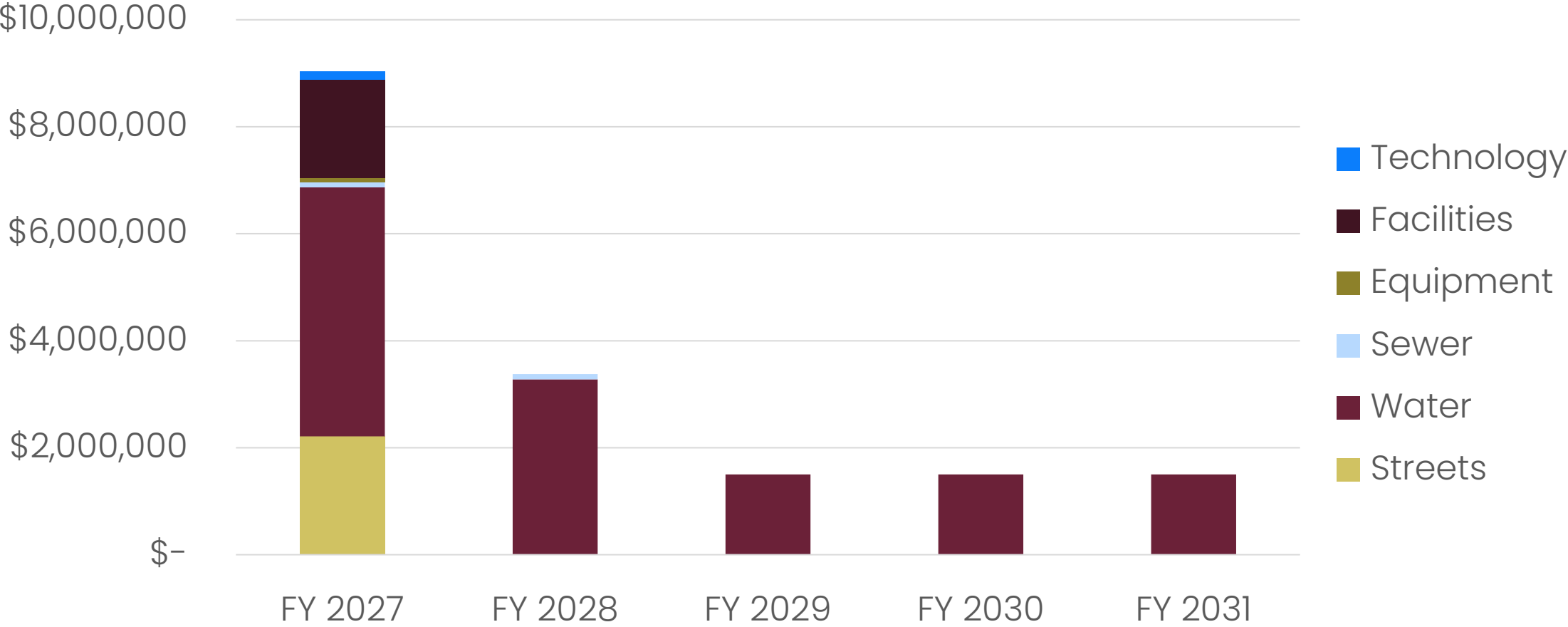


# FUNDING SOURCES





# PROJECT USES






**\$9,031,130**

**Total Funded FY 2027 Capital Projects**



# NEW CAPITAL PROJECT BUDGET PAGES

<b>Project Title</b>	S. Mountain Trail Street Rehabilitation	
<b>Project Number</b>	SR-26001	
<b>Project Category</b>	Street Resurfacing or Replacement (SR)	
<b>Project Location</b>	S. Mountain Trail (Lowell to Orange Grove)	
<b>Fund</b>	Multiple	
<b>Department</b>	Public Works	
<b>Status</b>	Design	
<b>Initial Project Start</b>	July 1, 2025	
<b>Initial Project Completion</b>	June 30, 2026	
<b>Revised Project Start</b>	July 1, 2026	
<b>Revised Project Completion</b>	June 30, 2027	

**Project Description** This project provides funding for the maintenance and rehabilitation of S. Mountain Tr., Lowell to Orange Grove Ave. Funded from various funds, Prop C, Gas Tax, Measures R and M, RMRA, Development Fees and Capital Projects Fund. The PCI was 74 for Lowell to Bonita and 79 for Bonita to Orange Grove. This project was originally budgeted in FY 2026 and is being carried over to FY 2027.

FUNDING SOURCES	Prior Years	FY 2026		FY 2027	FY 2028	FY 2029	FY 2030	FY 2031	5-Year CIP		Beyond	
		Budget	Estimate						Total	5-Year Total	Total	
25200 - Development Impact	\$ -	\$ 31,537	\$ -	\$ 31,537	\$ -	\$ -	\$ -	\$ -	\$ 31,537	\$ -	\$ -	\$ 31,537
37009 - Prop C Local Transit	\$ -	\$ 77,692	\$ -	\$ 77,692	\$ -	\$ -	\$ -	\$ -	\$ 77,692	\$ -	\$ -	\$ 77,692
38005 - Gas Tax Fund	\$ -	\$ 70,837	\$ -	\$ 70,837	\$ -	\$ -	\$ -	\$ -	\$ 70,837	\$ -	\$ -	\$ 70,837
38012 - Measure M	\$ -	\$ 99,172	\$ -	\$ 99,172	\$ -	\$ -	\$ -	\$ -	\$ 99,172	\$ -	\$ -	\$ 99,172
38007 - Measure R	\$ -	\$ 60,325	\$ -	\$ 60,325	\$ -	\$ -	\$ -	\$ -	\$ 60,325	\$ -	\$ -	\$ 60,325
38013 - RMRA	\$ -	\$ 117,453	\$ -	\$ 117,453	\$ -	\$ -	\$ -	\$ -	\$ 117,453	\$ -	\$ -	\$ 117,453
40000 - Capital Projects Fund	\$ -	\$ 35,644	\$ -	\$ 35,644	\$ -	\$ -	\$ -	\$ -	\$ 35,644	\$ -	\$ -	\$ 35,644
<b>Total</b>	<b>\$ -</b>	<b>\$ 492,660</b>	<b>\$ -</b>	<b>\$ 492,660</b>	<b>\$ -</b>	<b>\$ -</b>	<b>\$ -</b>	<b>\$ -</b>	<b>\$ 492,660</b>	<b>\$ -</b>	<b>\$ -</b>	<b>\$ 492,660</b>

PROJECT USES	Prior Years	FY 2026		FY 2027	FY 2028	FY 2029	FY 2030	FY 2031	5-Year CIP		Beyond	
		Budget	Estimate						Total	5-Year Total	Total	
Design	\$ -	\$ 45,160	\$ -	\$ 45,160	\$ -	\$ -	\$ -	\$ -	\$ 45,160	\$ -	\$ -	\$ 45,160
Construction	\$ -	\$ 447,500	\$ -	\$ 447,500	\$ -	\$ -	\$ -	\$ -	\$ 447,500	\$ -	\$ -	\$ 447,500
<b>Total</b>	<b>\$ -</b>	<b>\$ 492,660</b>	<b>\$ -</b>	<b>\$ 492,660</b>	<b>\$ -</b>	<b>\$ -</b>	<b>\$ -</b>	<b>\$ -</b>	<b>\$ 492,660</b>	<b>\$ -</b>	<b>\$ -</b>	<b>\$ 492,660</b>

# FY 2027 STREET PROJECTS



## **S. Mountain Trail Street Rehabilitation (\$492,660)**

The City will perform street rehabilitation of approximately 27,370 square feet on S. Mountain Trail in conjunction with the water main replacement project.

## **Kaia Lane Street Rehabilitation (\$126,810)**

The City will perform street rehabilitation of approximately 7,045 square feet on Kaia Lane.

## **Monterey Lane Street Rehabilitation (\$455,112)**

The City will perform street rehabilitation of approximately 25,284 square feet on Monterey Lane.

## **Auburn Lane Street Rehabilitation (\$200,160)**

The City will perform street rehabilitation of approximately 11,120 square feet on Auburn Lane.

# FY 2027 STREET PROJECTS



## **Los Rocas Drive Street Rehabilitation (\$208,800)**

The City will perform street rehabilitation of approximately 6,950 square feet on Los Rocas Drive.

## **Orange Drive Street Rehabilitation (\$283,284)**

The City will perform street rehabilitation of approximately 15,738 square feet on Orange Drive (whole street).

## **Valle Vista Drive Street Rehabilitation (\$444,600)**

The City will perform street rehabilitation of approximately 24,700 square feet on Valle Vista Drive (whole street).



# FY 2027 WATER PROJECTS

## **Water Main Replacement Projects (\$2,523,000)**

The City will replace approximately 1,460 linear feet of water main on N. Lima Street, approximately 870 linear feet of water main on S. Mountain Trail. These two projects were identified due to leak history and potential for larger failure. The City will replace approximately 650 linear feet of water main on W. Carter in conjunction with the Meadows Development.

## **Well No. 4 Rehabilitation Project (\$1,161,375)**

This project will rehabilitate the well and replace existing failed pumping equipment to restore/improve operational efficiency. This project started in FY 2026 when pumping efficiency declined and equipment vibration was identified.

## **Water Main Lining Projects (\$300,000)**

This project provides funding for the lining of water mains which are experiencing recurring leaks, but are in challenging areas for full excavation and replacement.



# **FY 2027 WATER PROJECTS**

## **Pressure Regulating Valve Upgrade Project (\$100,000)**

The City will replace water system Pressure Regulating Valves, to ensure proper operation to maintain and control water system pressure. FY 2027 locations include 677 Brookside Ln., 696 Woodland Dr., and 125 E. Carter.

## **Auburn Steel Tank Rehabilitation (\$47,500)**

The City will have a structural/seismic evaluation performed and plans designed for the repair/rehabilitation of the Auburn Steel Water Tank. Construction is anticipated to take place in FY 2028.

## **Water Main Plant Pump Station (\$150,000)**

In FY 2027 the City will design plans prepared for the rehabilitation or replacement of the existing booster pump plant station.

# FY 2027 WATER PROJECTS

## **Well No. 6 Rehabilitation (\$200,000)**

The City will remove and evaluate the pumping equipment of Well #6 and make necessary repairs/rehabilitation.

## **City Yard Back-up Water System Generator (\$175,000)**

The City will have design plans prepared for the replacement of the 1 mega-watt stationary generator at the City Yard complex. Construction will be planned for FY 2028.



# **FY 2027 SEWER PROJECTS**

## **Wastewater Infrastructure Improvements (\$100,000)**

Repair/Rehabilitation of various sewer access Manholes as identified via sewer system video inspection, to extend the useful lifecycle of infrastructure.





# **FY 2027 FACILITIES PROJECTS**

## **Elevator Replacement Project (\$750,000)**

The City will repair or replace the Elevator/Lift at the Sierra Madre Recreation Center.

## **Aquatic Center Pool Deck Resurfacing (\$324,050)**

The City will repair/rehabilitate the plaster, pool decking and appurtenances at the Sierra Madre Recreation Center Pools.

## **Lizzie's Trail Inn & Richardson House Roof Project (\$138,216)**

The City will have construction performed on Lizzie's Trail Inn & Richardson House to stabilize the structures, replacing roofing and tree interference.

## **City Hall Generator Replacement (\$330,563)**

This project will replace a stationary emergency backup generator at the City Hall/Public Safety Building complex.

# FY 2027 FACILITIES PROJECTS



## **Active Transportation Improvement Project (\$75,000)**

The City will install various improvements/enhancements for Active Transportation, such as bike racks, bike lane improvements, crosswalk safety enhancements and regional transportation bus stop locations.

## **City Hall ADA Parking Lot Improvement (\$50,000)**

The will reconfigure the two ADA Parking spaces in the City Hall parking lot to comply with ADA design requirement of no greater than a 2.08% slope.

## **Memorial Park Restroom Remodel (\$50,000)**

The City will remodel or reconstruct the restroom facilities at Memorial Park due to deficiencies in the plumbing system.

## **Sierra Vista Park Restroom Remodel (\$75,000)**

The City will remodel or reconstruct the restroom facilities at Sierra Vista Park due to deficiencies in the plumbing system.

# FY 2027 FACILITIES PROJECTS

## **EV Charging Stations (\$55,000)**

This project provides funding for the installation of EV charging stations for City fleet vehicles. This will assist the City with its fleet electrification goals.





# **FY 2027 INFORMATION TECHNOLOGY PROJECTS**

## **Desktop Refresh Project (\$45,000)**

This project consists of replacement of 25% of the City's computers.

## **Cybersecurity Initiatives (\$45,000)**

The City will have designed and configured the procurement of Cyber-Security System – SIEM, used to detect and analyze data across all city infrastructure.

## **Data Center Refresh – 10 GIG Updates (\$25,000)**

The City will be upgrading the network infrastructure from 1 GIG to 10 GIG, to improve efficiency and security of the various software programs utilized by all City Departments.

## **Idp Implementation Project (\$18,000)**

This project provides funding for the design, configuration and procurement of IdP to support secure authentication for City staff.

# **FY 2027 INFORMATION TECHNOLOGY PROJECTS**



## **SSO Implementation Project (\$8,000)**

This project provides funding for the design, configuration and procurement of SSO to support consistency of authentication for Microsoft 365 access and strengthen security against credential compromise and unauthorized access

## **ZTNA Implementation (\$6,000)**

This project provides funding for the design, configuration and procurement of a ZTNA system for secure remote access for police vehicle Mobile Data Computers (MDCs) and other field systems that handle sensitive law enforcement data.

# FY 2027 EQUIPMENT PURCHASES

## **Asphalt Roller (\$60,000)**

The City will purchase an Asphalt Roller, which will be utilized for rolling compaction of water leak repair patches.

## **Concrete Grinder (\$8,000)**

The City will purchase concrete grinder to assist crews with sidewalk maintenance.





# UNFUNDED CAPITAL PROJECTS – FLEET

ITEM	AMOUNT	RISK
Dump Truck Replacement	\$200,000	Medium
Front Line Ambulance Replacement	\$350,000	High
Fire Engine Replacement	\$1,500,000	High
Arson Investigator Vehicle	\$50,000	Low
Golf Cart/Hauler	\$20,000	Low
<b>TOTAL FLEET REPLACEMENTS</b>	<b>\$2,120,000</b>	



# UNFUNDED CAPITAL PROJECTS – FACILITIES

ITEM	AMOUNT	RISK
City Yard Mechanics Building	\$120,000	Medium
City Yard Resurfacing	\$70,000	Medium
City Yard Carport Rehabilitation	\$60,000	Medium
City Yard EV Charging Stations	\$40,000	Low
Library Parking Lot Solar Panels	\$500,000	Low
Library EV Charging Stations	\$30,000	Low
<b><i>SUBTOTAL FACILITIES PROJECTS (1/2)</i></b>	<b><i>\$820,000</i></b>	



# UNFUNDED CAPITAL PROJECTS – FACILITIES

ITEM	AMOUNT	RISK
Facilities Master Plan	\$150,000	Medium
New Public Safety Building	\$27,000,000	Low
Public Safety Building Foundation	\$350,000	High
Police Department Jail Rehabilitation	\$35,000	Low
City Hall Renovations	\$500,000	Low
<b><i>SUBTOTAL FACILITIES PROJECTS (2/2)</i></b>	<b><i>\$28,035,000</i></b>	
<b>TOTAL FACILITIES PROJECTS (2/2)</b>	<b>\$28,855,000</b>	



# UNFUNDED CAPITAL PROJECTS – PARKS

ITEM	AMOUNT	RISK
Memorial Park Playground Equipment	\$500,000	Medium
Memorial Park Tennis Courts Resurf.	\$50,000	Low
Mt. Wilson Trail Park Playground Equip.	\$200,000	Medium
Hart Park House Room Addition	\$112,000	Low
Parks Master Plan	\$100,000	Low
Miscellaneous Park Improvements	\$250,000	Medium
<b>TOTAL PARKS PROJECTS</b>	<b>\$1,212,000</b>	

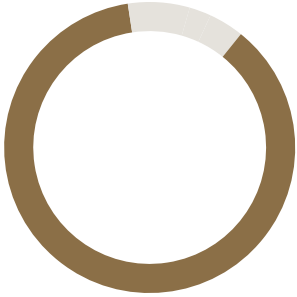


# UNFUNDED CAPITAL PROJECTS – SAFETY

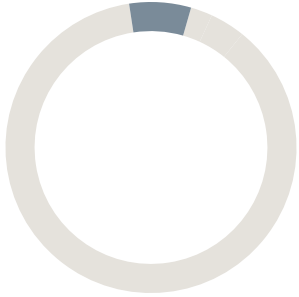
ITEM	AMOUNT	RISK
Portable Radios (PD)	\$360,000	Low
CAD System	\$120,000	Low
Portable Radios (FD)	\$270,000	Low
<b>TOTAL SAFETY</b>	<b>\$750,000</b>	



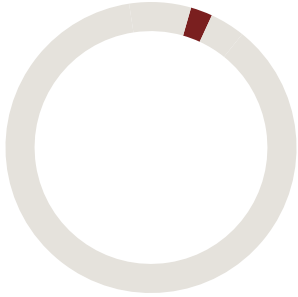
# UNFUNDED CAPITAL PROJECTS



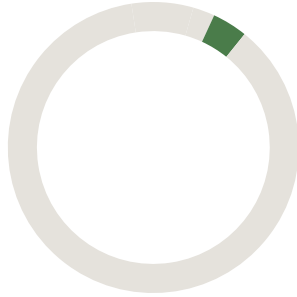
**\$28,855,000**  
**FACILITIES**



**\$2,120,000**  
**FLEET**



**\$750,000**  
**SAFETY**



**\$1,212,000**  
**PARKS**



---

**\$30,937,000**

**Total Unfunded Capital Projects**



# **CITY COUNCIL DIRECTION**

It is recommended that the City Council approve the FY 2027-2031 Capital Improvement Plan.

---



# QUESTIONS



Brian A Dickinson, Public Works Director

<b>Project Title</b>	S. Mountain Trail Street Rehabilitation
<b>Project Number</b>	SR-26001
<b>Project Category</b>	Street Resurfacing or Replacement (SR)
<b>Project Location</b>	S. Mountain Trail (Lowell to Orange Grove)
<b>Fund</b>	Multiple
<b>Department</b>	Public Works
<b>Status</b>	Design
<b>Initial Project Start</b>	July 1, 2025
<b>Initial Project Completion</b>	June 30, 2026
<b>Revised Project Start</b>	July 1, 2026
<b>Revised Project Completion</b>	June 30, 2027



**Project Description** This project provides funding for the maintenance and rehabilitation of S. Mountain Tr., Lowell to Orange Grove Ave. Funded from various funds, Prop C, Gas Tax, Measures R and M, RMRA, Development Fees and Capital Projects Fund. The PCI was 74 for Lowell to Bonita and 79 for Bonita to Orange Grove. This project was originally budgeted in FY 2026 and is being carried over to FY 2027.

<b>FUNDING SOURCES</b>	<b>Prior Years</b>	<b>FY 2026 Budget</b>	<b>FY 2026 Estimate</b>	<b>FY 2027</b>	<b>FY 2028</b>	<b>FY 2029</b>	<b>FY 2030</b>	<b>FY 2031</b>	<b>5-Year CIP Total</b>	<b>Beyond 5-Year Total</b>	<b>Total</b>
25200 - Development Impact Fee	\$ -	\$ 31,537	\$ -	\$ 31,537	\$ -	\$ -	\$ -	\$ -	\$ 31,537	\$ -	\$ 31,537
37009 - Prop C Local Transit	\$ -	\$ 77,692	\$ -	\$ 77,692	\$ -	\$ -	\$ -	\$ -	\$ 77,692	\$ -	\$ 77,692
38005 - Gas Tax Fund	\$ -	\$ 26,291	\$ -	\$ 26,291	\$ -	\$ -	\$ -	\$ -	\$ 26,291	\$ -	\$ 26,291
38012 - Measure M	\$ -	\$ 99,172	\$ -	\$ 99,172	\$ -	\$ -	\$ -	\$ -	\$ 99,172	\$ -	\$ 99,172
38007 - Measure R	\$ -	\$ 60,325	\$ -	\$ 60,325	\$ -	\$ -	\$ -	\$ -	\$ 60,325	\$ -	\$ 60,325
38013 - RMRA	\$ -	\$ 161,999	\$ -	\$ 161,999	\$ -	\$ -	\$ -	\$ -	\$ 161,999	\$ -	\$ 161,999
40000 - Capital Projects Fund	\$ -	\$ 35,644	\$ -	\$ 35,644	\$ -	\$ -	\$ -	\$ -	\$ 35,644	\$ -	\$ 35,644
<b>Total</b>	<b>\$ -</b>	<b>\$ 492,660</b>	<b>\$ -</b>	<b>\$ 492,660</b>	<b>\$ -</b>	<b>\$ -</b>	<b>\$ -</b>	<b>\$ -</b>	<b>\$ 492,660</b>	<b>\$ -</b>	<b>\$ 492,660</b>

<b>PROJECT USES</b>	<b>Prior Years</b>	<b>FY 2026 Budget</b>	<b>FY 2026 Estimate</b>	<b>FY 2027</b>	<b>FY 2028</b>	<b>FY 2029</b>	<b>FY 2030</b>	<b>FY 2031</b>	<b>5-Year CIP Total</b>	<b>Beyond 5-Year Total</b>	<b>Total</b>
Design	\$ -	\$ 45,160	\$ -	\$ 45,160	\$ -	\$ -	\$ -	\$ -	\$ 45,160	\$ -	\$ 45,160
Construction	\$ -	\$ 447,500	\$ -	\$ 447,500	\$ -	\$ -	\$ -	\$ -	\$ 447,500	\$ -	\$ 447,500
<b>Total</b>	<b>\$ -</b>	<b>\$ 492,660</b>	<b>\$ -</b>	<b>\$ 492,660</b>	<b>\$ -</b>	<b>\$ -</b>	<b>\$ -</b>	<b>\$ -</b>	<b>\$ 492,660</b>	<b>\$ -</b>	<b>\$ 492,660</b>

<b>Project Title</b>	Kaia Ln. Street Rehabilitation
<b>Project Number</b>	SR-26002
<b>Project Category</b>	Street Resurfacing or Replacement (SR)
<b>Project Location</b>	Kaia Ln.
<b>Fund</b>	Multiple
<b>Department</b>	Public Works
<b>Status</b>	Design
<b>Initial Project Start</b>	July 1, 2025
<b>Initial Project Completion</b>	June 30, 2026
<b>Revised Project Start</b>	July 1, 2026
<b>Revised Project Completion</b>	June 30, 2027



**Project Description** This project provides funding for the maintenance and rehabilitation of Kaia Ln. from Arno Dr. to Cul de Sac. Funded from various funds, Prop C, Gas Tax, Measures R and M, RMRA, Development Fees and Capital Projects Fund. This project was originally budgeted in FY 2026 and is being carried over to FY 2027.

<b>FUNDING SOURCES</b>	<b>Prior Years</b>	<b>FY 2026 Budget</b>	<b>FY 2026 Estimate</b>	<b>FY 2027</b>	<b>FY 2028</b>	<b>FY 2029</b>	<b>FY 2030</b>	<b>FY 2031</b>	<b>5-Year CIP Total</b>	<b>Beyond 5-Year Total</b>	<b>Total</b>
25200 - Development Impact	\$ -	\$ 8,117	\$ -	\$ 8,117	\$ -	\$ -	\$ -	\$ -	\$ 8,117	\$ -	\$ 8,117
37009 - Prop C Local Transit	\$ -	\$ 20,001	\$ -	\$ 20,001	\$ -	\$ -	\$ -	\$ -	\$ 20,001	\$ -	\$ 20,001
38005 - Gas Tax Fund	\$ -	\$ 6,767	\$ -	\$ 6,767	\$ -	\$ -	\$ -	\$ -	\$ 18,233	\$ -	\$ 18,233
38012 - Measure M	\$ -	\$ 25,526	\$ -	\$ 25,526	\$ -	\$ -	\$ -	\$ -	\$ 25,526	\$ -	\$ 25,526
38007 - Measure R	\$ -	\$ 15,527	\$ -	\$ 15,527	\$ -	\$ -	\$ -	\$ -	\$ 15,527	\$ -	\$ 15,527
38013 - RMRA	\$ -	\$ 41,698	\$ -	\$ 41,698	\$ -	\$ -	\$ -	\$ -	\$ 30,232	\$ -	\$ 30,232
40000 - Capital Projects Fund	\$ -	\$ 9,174	\$ -	\$ 9,174	\$ -	\$ -	\$ -	\$ -	\$ 9,174	\$ -	\$ 9,174
<b>Total</b>	\$ -	\$ 126,810	\$ -	\$ 126,810	\$ -	\$ -	\$ -	\$ -	\$ 126,810	\$ -	\$ 126,810

<b>PROJECT USES</b>	<b>Prior Years</b>	<b>FY 2026 Budget</b>	<b>FY 2026 Estimate</b>	<b>FY 2027</b>	<b>FY 2028</b>	<b>FY 2029</b>	<b>FY 2030</b>	<b>FY 2031</b>	<b>5-Year CIP Total</b>	<b>Beyond 5-Year Total</b>	<b>Total</b>
Design	\$ -	\$ 11,624	\$ -	\$ 11,624	\$ -	\$ -	\$ -	\$ -	\$ 11,624	\$ -	\$ 11,624
Construction	\$ -	\$ 115,186	\$ -	\$ 115,186	\$ -	\$ -	\$ -	\$ -	\$ 115,186	\$ -	\$ 115,186
<b>Total</b>	\$ -	\$ 126,810	\$ -	\$ 126,810	\$ -	\$ -	\$ -	\$ -	\$ 126,810	\$ -	\$ 126,810

<b>Project Title</b>	Monterey Ln. Street Rehabilitation
<b>Project Number</b>	SR-26003
<b>Project Category</b>	Street Resurfacing or Replacement (SR)
<b>Project Location</b>	Monterey Ln.
<b>Fund</b>	Multiple
<b>Department</b>	Public Works
<b>Status</b>	Design
<b>Initial Project Start</b>	July 1, 2025
<b>Initial Project Completion</b>	June 30, 2026
<b>Revised Project Start</b>	July 1, 2026
<b>Revised Project Completion</b>	June 30, 2027



**Project Description** This project provides funding for the maintenance and rehabilitation of Monterey Ln. from Sierra Madre Blvd.to Cul de Sac. Funded from various funds, Prop C, Gas Tax, Measures R and M, RMRA, Development Fees and Capital Projects Fund. The PCI for this street was 58 from the 2023 Pavement Management Plan. This project was originally budgeted in FY 2026 and is being carried over to FY 2027.

FUNDING SOURCES	Prior Years	FY 2026 Budget	FY 2026 Estimate	FY 2027	FY 2028	FY 2029	FY 2030	FY 2031	5-Year CIP Total	Beyond 5-Year Total	Total
25200 - Development Impact	\$ -	\$ 29,130	\$ -	\$ 29,130	\$ -	\$ -	\$ -	\$ -	\$ 29,130	\$ -	\$ 29,130
37009 - Prop C Local Transit	\$ -	\$ 71,771	\$ -	\$ 71,771	\$ -	\$ -	\$ -	\$ -	\$ 71,771	\$ -	\$ 71,771
38005 - Gas Tax Fund	\$ -	\$ 24,272	\$ -	\$ 24,272	\$ -	\$ -	\$ -	\$ -	\$ 65,438	\$ -	\$ 65,438
38012 - Measure M	\$ -	\$ 91,616	\$ -	\$ 91,616	\$ -	\$ -	\$ -	\$ -	\$ 91,616	\$ -	\$ 91,616
38007 - Measure R	\$ -	\$ 55,728	\$ -	\$ 55,728	\$ -	\$ -	\$ -	\$ -	\$ 55,728	\$ -	\$ 55,728
38013 - RMRA	\$ -	\$ 149,667	\$ -	\$ 149,667	\$ -	\$ -	\$ -	\$ -	\$ 108,501	\$ -	\$ 108,501
40000 - Capital Projects Fund	\$ -	\$ 32,928	\$ -	\$ 32,928	\$ -	\$ -	\$ -	\$ -	\$ 32,928	\$ -	\$ 32,928
<b>Total</b>	<b>\$ -</b>	<b>\$ 455,112</b>	<b>\$ -</b>	<b>\$ 455,112</b>	<b>\$ -</b>	<b>\$ -</b>	<b>\$ -</b>	<b>\$ -</b>	<b>\$ 455,112</b>	<b>\$ -</b>	<b>\$ 455,112</b>

PROJECT USES	Prior Years	FY 2026 Budget	FY 2026 Estimate	FY 2027	FY 2028	FY 2029	FY 2030	FY 2031	5-Year CIP Total	Beyond 5-Year Total	Total
Design	\$ -	\$ 41,719	\$ -	\$ 41,719	\$ -	\$ -	\$ -	\$ -	\$ 41,719	\$ -	\$ 41,719
Construction	\$ -	\$ 413,393	\$ -	\$ 413,393	\$ -	\$ -	\$ -	\$ -	\$ 413,393	\$ -	\$ 413,393
<b>Total</b>	<b>\$ -</b>	<b>\$ 455,112</b>	<b>\$ -</b>	<b>\$ 455,112</b>	<b>\$ -</b>	<b>\$ -</b>	<b>\$ -</b>	<b>\$ -</b>	<b>\$ 455,112</b>	<b>\$ -</b>	<b>\$ 455,112</b>

<b>Project Title</b>	Auburn Ln. Street Rehabilitation
<b>Project Number</b>	SR-26004
<b>Project Category</b>	Street Resurfacing or Replacement (SR)
<b>Project Location</b>	Auburn Ln.
<b>Fund</b>	Multiple
<b>Department</b>	Public Works
<b>Status</b>	Design
<b>Initial Project Start</b>	July 1, 2025
<b>Initial Project Completion</b>	June 30, 2026
<b>Revised Project Start</b>	July 1, 2026
<b>Revised Project Completion</b>	June 30, 2027



**Project Description** This project provides funding for the maintenance and rehabilitation of Auburn Ln. Funded from various funds, Prop C, Gas Tax, Measures R and M, RMRA, Development Fees and Capital Projects Fund. The PCI for this street was 45 from the 2023 Pavement Management Plan. This project was originally budgeted in FY 2026 and is being carried over to FY 2027.

<b>FUNDING SOURCES</b>	<b>Prior Years</b>	<b>FY 2026 Budget</b>	<b>FY 2026 Estimate</b>	<b>FY 2027</b>	<b>FY 2028</b>	<b>FY 2029</b>	<b>FY 2030</b>	<b>FY 2031</b>	<b>5-Year CIP Total</b>	<b>Beyond 5-Year Total</b>	<b>Total</b>
34007 - Transportation Fee	\$ -	\$ 12,811	\$ -	\$ 12,811	\$ -	\$ -	\$ -	\$ -	\$ 12,811	\$ -	\$ 12,811
37009 - Prop C Local Transit	\$ -	\$ 31,565	\$ -	\$ 31,565	\$ -	\$ -	\$ -	\$ -	\$ 31,565	\$ -	\$ 31,565
38005 - Gas Tax Fund	\$ -	\$ 10,676	\$ -	\$ 10,676	\$ -	\$ -	\$ -	\$ -	\$ 28,782	\$ -	\$ 28,782
38012 - Measure M	\$ -	\$ 40,292	\$ -	\$ 40,292	\$ -	\$ -	\$ -	\$ -	\$ 40,292	\$ -	\$ 40,292
38007 - Measure R	\$ -	\$ 24,509	\$ -	\$ 24,509	\$ -	\$ -	\$ -	\$ -	\$ 24,509	\$ -	\$ 24,509
38013 - RMRA	\$ -	\$ 65,826	\$ -	\$ 65,826	\$ -	\$ -	\$ -	\$ -	\$ 47,720	\$ -	\$ 47,720
40000 - Capital Projects Fund	\$ -	\$ 14,481	\$ -	\$ 14,481	\$ -	\$ -	\$ -	\$ -	\$ 14,481	\$ -	\$ 14,481
<b>Total</b>	<b>\$ -</b>	<b>\$ 200,160</b>	<b>\$ -</b>	<b>\$ 200,160</b>	<b>\$ -</b>	<b>\$ -</b>	<b>\$ -</b>	<b>\$ -</b>	<b>\$ 200,160</b>	<b>\$ -</b>	<b>\$ 200,160</b>

<b>PROJECT USES</b>	<b>Prior Years</b>	<b>FY 2026 Budget</b>	<b>FY 2026 Estimate</b>	<b>FY 2027</b>	<b>FY 2028</b>	<b>FY 2029</b>	<b>FY 2030</b>	<b>FY 2031</b>	<b>5-Year CIP Total</b>	<b>Beyond 5-Year Total</b>	<b>Total</b>
Design	\$ -	\$ 18,348	\$ -	\$ 18,348	\$ -	\$ -	\$ -	\$ -	\$ 18,348	\$ -	\$ 18,348
Construction	\$ -	\$ 181,812	\$ -	\$ 181,812	\$ -	\$ -	\$ -	\$ -	\$ 181,812	\$ -	\$ 181,812
<b>Total</b>	<b>\$ -</b>	<b>\$ 200,160</b>	<b>\$ -</b>	<b>\$ 200,160</b>	<b>\$ -</b>	<b>\$ -</b>	<b>\$ -</b>	<b>\$ -</b>	<b>\$ 200,160</b>	<b>\$ -</b>	<b>\$ 200,160</b>

<b>Project Title</b>	Las Rocas Street Rehabilitation
<b>Project Number</b>	SR-26005
<b>Project Category</b>	Street Resurfacing or Replacement (SR)
<b>Project Location</b>	Las Rocas St.
<b>Fund</b>	Multiple
<b>Department</b>	Public Works
<b>Status</b>	Design
<b>Initial Project Start</b>	July 1, 2025
<b>Initial Project Completion</b>	June 30, 2026
<b>Revised Project Start</b>	July 1, 2026
<b>Revised Project Completion</b>	June 30, 2027



**Project Description** This project provides funding for the maintenance and rehabilitation of Las Rocas Dr. from Sycamore Pl. to Canon Dr. Funded from various funds, Prop C, Gas Tax, Measures R and M, RMRA, Development Fees and Capital Projects Fund. The PCI for this street was 33 from the 2023 Pavement Management Plan. This project was originally budgeted in FY 2026 and is being carried over to FY 2027.

FUNDING SOURCES	Prior Years	FY 2026	FY 2026	FY 2027	FY 2028	FY 2029	FY 2030	FY 2031	5-Year CIP	Beyond	Total
		Budget	Estimate						Total	5-Year Total	
25200 - Development Impact	\$ -	\$ 13,364	\$ -	\$ 13,364	\$ -	\$ -	\$ -	\$ -	\$ 13,364	\$ -	\$ 13,364
37009 - Prop C Local Transit	\$ -	\$ 32,927	\$ -	\$ 32,927	\$ -	\$ -	\$ -	\$ -	\$ 32,927	\$ -	\$ 32,927
38005 - Gas Tax Fund	\$ -	\$ 11,136	\$ -	\$ 11,136	\$ -	\$ -	\$ -	\$ -	\$ 30,022	\$ -	\$ 30,022
38012 - Measure M	\$ -	\$ 42,031	\$ -	\$ 42,031	\$ -	\$ -	\$ -	\$ -	\$ 42,031	\$ -	\$ 42,031
38007 - Measure R	\$ -	\$ 25,567	\$ -	\$ 25,567	\$ -	\$ -	\$ -	\$ -	\$ 25,567	\$ -	\$ 25,567
38013 - RMRA	\$ -	\$ 68,665	\$ -	\$ 68,665	\$ -	\$ -	\$ -	\$ -	\$ 49,779	\$ -	\$ 49,779
40000 - Capital Projects Fund	\$ -	\$ 15,110	\$ -	\$ 15,110	\$ -	\$ -	\$ -	\$ -	\$ 15,110	\$ -	\$ 15,110
<b>Total</b>	<b>\$ -</b>	<b>\$ 208,800</b>	<b>\$ -</b>	<b>\$ 208,800</b>	<b>\$ -</b>	<b>\$ -</b>	<b>\$ -</b>	<b>\$ -</b>	<b>\$ 208,800</b>	<b>\$ -</b>	<b>\$ 208,800</b>

PROJECT USES	Prior Years	FY 2026	FY 2026	FY 2027	FY 2028	FY 2029	FY 2030	FY 2031	5-Year CIP	Beyond	Total
		Budget	Estimate						Total	5-Year Total	
Design	\$ -	\$ 19,001	\$ -	\$ 19,001	\$ -	\$ -	\$ -	\$ -	\$ 19,001	\$ -	\$ 19,001
Construction	\$ -	\$ 189,799	\$ -	\$ 189,799	\$ -	\$ -	\$ -	\$ -	\$ 189,799	\$ -	\$ 189,799
<b>Total</b>	<b>\$ -</b>	<b>\$ 208,800</b>	<b>\$ -</b>	<b>\$ 208,800</b>	<b>\$ -</b>	<b>\$ -</b>	<b>\$ -</b>	<b>\$ -</b>	<b>\$ 208,800</b>	<b>\$ -</b>	<b>\$ 208,800</b>

<b>Project Title</b>	Orange Drive Street Rehabilitation
<b>Project Number</b>	SR-27001
<b>Project Category</b>	Street Resurfacing or Replacement (SR)
<b>Project Location</b>	Orange Dr.
<b>Fund</b>	Multiple
<b>Department</b>	Public Works
<b>Status</b>	Design
<b>Initial Project Start</b>	July 1, 2026
<b>Initial Project Completion</b>	June 30, 2027
<b>Revised Project Start</b>	N/A
<b>Revised Project Completion</b>	N/A



**Project Description** This project provides funding for the maintenance and rehabilitation of Orange Dr. from Canyon Crest to Skyland Dr. Funded from various funds, Prop C, Gas Tax, Measures R and M, RMRA, Development Fees and Capital Projects Fund. The PCI for this street was 33 from the 2023 Pavement Management Plan.

FUNDING SOURCES	Prior Years	FY 2026	FY 2026	FY 2027	FY 2028	FY 2029	FY 2030	FY 2031	5-Year CIP	Beyond	Total
		Budget	Estimate						Total	5-Year Total	
25200 - Development Impact	\$ -	\$ -	\$ -	\$ 18,132	\$ -	\$ -	\$ -	\$ -	\$ 18,132	\$ -	\$ 18,132
37009 - Prop C Local Transit	\$ -	\$ -	\$ -	\$ 44,673	\$ -	\$ -	\$ -	\$ -	\$ 44,673	\$ -	\$ 44,673
38005 - Gas Tax Fund	\$ -	\$ -	\$ -	\$ 15,107	\$ -	\$ -	\$ -	\$ -	\$ 40,732	\$ -	\$ 40,732
38012 - Measure M	\$ -	\$ -	\$ -	\$ 57,024	\$ -	\$ -	\$ -	\$ -	\$ 57,024	\$ -	\$ 57,024
38007 - Measure R	\$ -	\$ -	\$ -	\$ 34,691	\$ -	\$ -	\$ -	\$ -	\$ 34,691	\$ -	\$ 34,691
38013 - RMRA	\$ -	\$ -	\$ -	\$ 93,161	\$ -	\$ -	\$ -	\$ -	\$ 67,536	\$ -	\$ 67,536
40000 - Capital Projects Fund	\$ -	\$ -	\$ -	\$ 20,496	\$ -	\$ -	\$ -	\$ -	\$ 20,496	\$ -	\$ 20,496
<b>Total</b>	<b>\$ -</b>	<b>\$ -</b>	<b>\$ -</b>	<b>\$ 283,284</b>	<b>\$ -</b>	<b>\$ -</b>	<b>\$ -</b>	<b>\$ -</b>	<b>\$ 283,284</b>	<b>\$ -</b>	<b>\$ 283,284</b>

PROJECT USES	Prior Years	FY 2026	FY 2026	FY 2027	FY 2028	FY 2029	FY 2030	FY 2031	5-Year CIP	Beyond	Total
		Budget	Estimate						Total	5-Year Total	
Design	\$ -	\$ -	\$ -	\$ 25,968	\$ -	\$ -	\$ -	\$ -	\$ 25,968	\$ -	\$ 25,968
Construction	\$ -	\$ -	\$ -	\$ 257,316	\$ -	\$ -	\$ -	\$ -	\$ 257,316	\$ -	\$ 257,316
<b>Total</b>	<b>\$ -</b>	<b>\$ -</b>	<b>\$ -</b>	<b>\$ 283,284</b>	<b>\$ -</b>	<b>\$ -</b>	<b>\$ -</b>	<b>\$ -</b>	<b>\$ 283,284</b>	<b>\$ -</b>	<b>\$ 283,284</b>

<b>Project Title</b>	Valle Vista Dr. Street Rehabilitation
<b>Project Number</b>	SR-27002
<b>Project Category</b>	Street Resurfacing or Replacement (SR)
<b>Project Location</b>	Valle Vista Dr.
<b>Fund</b>	Multiple
<b>Department</b>	Public Works
<b>Status</b>	Design
<b>Initial Project Start</b>	July 1, 2026
<b>Initial Project Completion</b>	June 30, 2027
<b>Revised Project Start</b>	N/A
<b>Revised Project Completion</b>	N/A



**Project Description** This project provides funding for the maintenance and rehabilitation of Valle Vista Dr. Funded from various funds, Prop C, Gas Tax, Measures R and M, RMRA, Development Fees and Capital Projects Fund. The PCI for this street was 51 and 39 from the 2023 Pavement Management Plan.

FUNDING SOURCES	Prior Years	FY 2026	FY 2026	FY 2027	FY 2028	FY 2029	FY 2030	FY 2031	5-Year CIP	Beyond	Total
		Budget	Estimate						Total	5-Year Total	
25200 - Development Impact	\$ -	\$ -	\$ -	\$ 28,457	\$ -	\$ -	\$ -	\$ -	\$ 28,457	\$ -	\$ 28,457
37009 - Prop C Local Transit	\$ -	\$ -	\$ -	\$ 70,113	\$ -	\$ -	\$ -	\$ -	\$ 70,113	\$ -	\$ 70,113
38005 - Gas Tax Fund	\$ -	\$ -	\$ -	\$ 23,662	\$ -	\$ -	\$ -	\$ -	\$ 63,927	\$ -	\$ 63,927
38012 - Measure M	\$ -	\$ -	\$ -	\$ 89,498	\$ -	\$ -	\$ -	\$ -	\$ 89,498	\$ -	\$ 89,498
38007 - Measure R	\$ -	\$ -	\$ -	\$ 54,441	\$ -	\$ -	\$ -	\$ -	\$ 54,441	\$ -	\$ 54,441
38013 - RMRA	\$ -	\$ -	\$ -	\$ 146,262	\$ -	\$ -	\$ -	\$ -	\$ 105,997	\$ -	\$ 105,997
40000 - Capital Projects Fund	\$ -	\$ -	\$ -	\$ 32,167	\$ -	\$ -	\$ -	\$ -	\$ 32,167	\$ -	\$ 32,167
<b>Total</b>	<b>\$ -</b>	<b>\$ -</b>	<b>\$ -</b>	<b>\$ 444,600</b>	<b>\$ -</b>	<b>\$ -</b>	<b>\$ -</b>	<b>\$ -</b>	<b>\$ 444,600</b>	<b>\$ -</b>	<b>\$ 444,600</b>

PROJECT USES	Prior Years	FY 2026	FY 2027	FY 2028	FY 2029	FY 2030	FY 2031	5-Year CIP	Beyond	Total
		Budget						Total	5-Year Total	
Design	\$ -	\$ -	\$ 40,755	\$ -	\$ -	\$ -	\$ -	\$ 40,755	\$ -	\$ 40,755
Construction	\$ -	\$ -	\$ 403,845	\$ -	\$ -	\$ -	\$ -	\$ 403,845	\$ -	\$ 403,845
<b>Total</b>	<b>\$ -</b>	<b>\$ -</b>	<b>\$ 444,600</b>	<b>\$ -</b>	<b>\$ -</b>	<b>\$ -</b>	<b>\$ -</b>	<b>\$ 444,600</b>	<b>\$ -</b>	<b>\$ 444,600</b>


<b>Project Title</b>	Water Main Replacement Project
<b>Project Number</b>	WS-26001
<b>Project Category</b>	Water System Improvements (WS)
<b>Project Location</b>	Citywide
<b>Fund</b>	71000 - Water Enterprise Fund
<b>Department</b>	Public Works
<b>Status</b>	Recurring
<b>Initial Project Start</b>	June 1, 2026
<b>Initial Project Completion</b>	June 30, 2027
<b>Revised Project Start</b>	N/A
<b>Revised Project Completion</b>	N/A



**Project Description** This project provides funding for the replacement of water mains which have exceeded their life cycle, or water mains which are experiencing recurring leaks. FY 2026 projects were N. Lima Street, W. Carter Ave. will be constructed in conjunction with the Meadows Development project and re-alignment of Carter Ave. S. Mountain Trail is in design. FY 27 Projects will be S. Mountain Trail (construction), W. Grandview (Design & Construction).

<b>FUNDING SOURCES</b>	<b>Prior Years</b>	<b>FY 2026 Budget</b>	<b>FY 2026 Estimate</b>	<b>FY 2027</b>	<b>FY 2028</b>	<b>FY 2029</b>	<b>FY 2030</b>	<b>FY 2031</b>	<b>5-Year CIP Total</b>	<b>Beyond 5-Year Total</b>	<b>Total</b>
71000 - Water Enterprise Fund	\$ -	\$ 1,500,000	\$ 134,000	\$ 2,523,000	\$ 1,500,000	\$ 1,500,000	\$ 1,500,000	\$ 1,500,000	\$ 8,523,000	\$ -	\$ 8,657,000
<b>Total</b>	<b>\$ -</b>	<b>\$ 1,500,000</b>	<b>\$ 134,000</b>	<b>\$ 2,523,000</b>	<b>\$ 1,500,000</b>	<b>\$ 1,500,000</b>	<b>\$ 1,500,000</b>	<b>\$ 1,500,000</b>	<b>\$ 8,523,000</b>	<b>\$ -</b>	<b>\$ 8,657,000</b>

<b>PROJECT USES</b>	<b>Prior Years</b>	<b>FY 2026 Budget</b>	<b>FY 2026 Estimate</b>	<b>FY 2027</b>	<b>FY 2028</b>	<b>FY 2029</b>	<b>FY 2030</b>	<b>FY 2031</b>	<b>5-Year CIP Total</b>	<b>Beyond 5-Year Total</b>	<b>Total</b>
Engineering	\$ -	\$ 150,000	\$ 134,000	\$ 150,000	\$ 150,000	\$ 150,000	\$ 150,000	\$ 150,000	\$ 750,000	\$ -	\$ 884,000
Construction	\$ -	\$ 1,350,000	\$ -	\$ 2,373,000	\$ 1,350,000	\$ 1,350,000	\$ 1,350,000	\$ 1,350,000	\$ 7,773,000	\$ -	\$ 7,773,000
<b>Total</b>	<b>\$ -</b>	<b>\$ 1,500,000</b>	<b>\$ 134,000</b>	<b>\$ 2,523,000</b>	<b>\$ 1,500,000</b>	<b>\$ 1,500,000</b>	<b>\$ 1,500,000</b>	<b>\$ 1,500,000</b>	<b>\$ 8,523,000</b>	<b>\$ -</b>	<b>\$ 8,657,000</b>

<b>Project Title</b>	Well No. 4 Rehabilitation	
<b>Project Number</b>	WS-26002	
<b>Project Category</b>	Water System Improvements (WS)	
<b>Project Location</b>	621 E. Sierra Madre Blvd.	
<b>Fund</b>	71000 - Water Enterprise Fund	
<b>Department</b>	Public Works	
<b>Status</b>	Construction	
<b>Initial Project Start</b>	July 1, 2025	
<b>Initial Project Completion</b>	June 30, 2027	
<b>Revised Project Start</b>	N/A	
<b>Revised Project Completion</b>	N/A	

**Project Description** This project provides funding for the rehabilitation of and replacement of miscellaneous equipment on Well No. 4 to restore/improve operational performance and efficiency. The pumping equipment was originally pulled in late 2025 due to reduced performance and vibration under emergency operations. Specifications were developed thereunder. The Well is located behind Heasley Field.

FUNDING SOURCES	Prior Years	FY 2026	FY 2026	FY 2027	FY 2028	FY 2029	FY 2030	FY 2031	5-Year CIP	Beyond	Total
		Budget	Estimate						Total	5-Year Total	
71000 - Water Enterprise Fund	\$ -	\$ 1,161,375	\$ -	\$ 1,161,375	\$ -	\$ -	\$ -	\$ -	\$ 1,161,375	\$ -	\$ 1,161,375
<b>Total</b>	\$ -	\$ 1,161,375	\$ -	\$ 1,161,375	\$ -	\$ -	\$ -	\$ -	\$ 1,161,375	\$ -	\$ 1,161,375

PROJECT USES	Prior Years	FY 2026	FY 2026	FY 2027	FY 2028	FY 2029	FY 2030	FY 2031	5-Year CIP	Beyond	Total
		Budget	Estimate						Total	5-Year Total	
Design	\$ -	\$ -	\$ -	\$ -	\$ -	\$ -	\$ -	\$ -	\$ -	\$ -	\$ -
Construction	\$ -	\$ 1,161,375	\$ -	\$ 1,161,375	\$ -	\$ -	\$ -	\$ -	\$ 1,161,375	\$ -	\$ 1,161,375
<b>Total</b>	\$ -	\$ 1,161,375	\$ -	\$ 1,161,375	\$ -	\$ -	\$ -	\$ -	\$ 1,161,375	\$ -	\$ 1,161,375

<b>Project Title</b>	Water Main Lining Project
<b>Project Number</b>	WS-27001
<b>Project Category</b>	Water System Improvements (WS)
<b>Project Location</b>	Citywide
<b>Fund</b>	71000 - Water Enterprise Fund
<b>Department</b>	Public Works
<b>Status</b>	Design
<b>Initial Project Start</b>	July 1, 2026
<b>Initial Project Completion</b>	June 30, 2027
<b>Revised Project Start</b>	N/A
<b>Revised Project Completion</b>	N/A



**Project Description** This project provides funding for the lining of water mains which are experiencing recurring leaks, but are in challenging areas for full excavation and replacement.

FUNDING SOURCES	Prior Years	FY 2026	FY 2026	FY 2027	FY 2028	FY 2029	FY 2030	FY 2031	5-Year CIP	Beyond	Total
		Budget	Estimate						Total	5-Year Total	
71000 - Water Enterprise Fund	\$ -	\$ -	\$ -	\$ 300,000	\$ -	\$ -	\$ -	\$ -	\$ 300,000	\$ -	\$ 300,000
<b>Total</b>	\$ -	\$ -	\$ -	\$ 300,000	\$ -	\$ -	\$ -	\$ -	\$ 300,000	\$ -	\$ 300,000

PROJECT USES	Prior Years	FY 2026	FY 2026	FY 2027	FY 2028	FY 2029	FY 2030	FY 2031	5-Year CIP	Beyond	Total
		Budget	Estimate						Total	5-Year Total	
Engineering	\$ -	\$ -	\$ -	\$ 50,000	\$ -	\$ -	\$ -	\$ -	\$ 50,000	\$ -	\$ 50,000
Construction	\$ -	\$ -	\$ -	\$ 250,000	\$ -	\$ -	\$ -	\$ -	\$ 250,000	\$ -	\$ 250,000
<b>Total</b>	\$ -	\$ -	\$ -	\$ 300,000	\$ -	\$ -	\$ -	\$ -	\$ 300,000	\$ -	\$ 300,000


<b>Project Title</b>	Pressure Regulating Valve Upgrades	
<b>Project Number</b>	WS-27002	
<b>Project Category</b>	Water System Improvements (WS)	
<b>Project Location</b>	Multiple	
<b>Fund</b>	71000 - Water Enterprise Fund	
<b>Department</b>	Public Works	
<b>Status</b>	Construction	
<b>Initial Project Start</b>	July 1, 2026	
<b>Initial Project Completion</b>	June 30, 2027	
<b>Revised Project Start</b>	N/A	
<b>Revised Project Completion</b>	June 30, 2027	

**Project Description** This project provides funding for the replacement of water system Pressure Regulating Valves, to ensure proper operation to maintain and control water system pressure. FY 2027 locations include 677 Brookside Ln., 696 Woodland Dr., and 125 E. Carter.

FUNDING SOURCES	Prior Years	FY 2026	FY 2026	FY 2027	FY 2028	FY 2029	FY 2030	FY 2031	5-Year CIP	Beyond	Total
		Budget	Estimate						Total	5-Year Total	
71000 - Water Enterprise Fund	\$ -	\$ -	\$ -	\$ 100,000	\$ -	\$ -	\$ -	\$ -	\$ 100,000	\$ -	\$ 100,000
<b>Total</b>	\$ -	\$ -	\$ -	\$ 100,000	\$ -	\$ -	\$ -	\$ -	\$ 100,000	\$ -	\$ 100,000

PROJECT USES	Prior Years	FY 2026	FY 2026	FY 2027	FY 2028	FY 2029	FY 2030	FY 2031	5-Year CIP	Beyond	Total
		Budget	Estimate						Total	5-Year Total	
Construction	\$ -	\$ -	\$ -	\$ 100,000	\$ -	\$ -	\$ -	\$ -	\$ 100,000	\$ -	\$ 100,000
<b>Total</b>	\$ -	\$ -	\$ -	\$ 100,000	\$ -	\$ -	\$ -	\$ -	\$ 100,000	\$ -	\$ 100,000

<b>Project Title</b>	Auburn Steel Tank Rehabilitation
<b>Project Number</b>	WS-27003
<b>Project Category</b>	Water System Improvements (WS)
<b>Project Location</b>	435 Mt. Wilson Trail
<b>Fund</b>	71000 - Water Enterprise Fund
<b>Department</b>	Public Works
<b>Status</b>	Design
<b>Initial Project Start</b>	July 1, 2026
<b>Initial Project Completion</b>	June 30, 2028
<b>Revised Project Start</b>	N/A
<b>Revised Project Completion</b>	N/A



**Project Description** This project provides funding for the structural/seismic evaluation, design and rehabilitation of the Auburn Steel Water Tank.

FUNDING SOURCES	Prior Years	FY 2026	FY 2026	FY 2027	FY 2028	FY 2029	FY 2030	FY 2031	5-Year CIP	Beyond	Total
		Budget	Estimate						Total	5-Year Total	
34007 - Transportation Fee	\$ -	\$ -	\$ -	\$ 47,500	\$ 427,500	\$ -	\$ -	\$ -	\$ 475,000	\$ -	\$ 475,000
<b>Total</b>	<b>\$ -</b>	<b>\$ -</b>	<b>\$ -</b>	<b>\$ 47,500</b>	<b>\$ 427,500</b>	<b>\$ -</b>	<b>\$ -</b>	<b>\$ -</b>	<b>\$ 475,000</b>	<b>\$ -</b>	<b>\$ 475,000</b>

PROJECT USES	Prior Years	FY 2026	FY 2026	FY 2027	FY 2028	FY 2029	FY 2030	FY 2031	5-Year CIP	Beyond	Total
		Budget	Estimate						Total	5-Year Total	
Design	\$ -	\$ -	\$ -	\$ 47,500	\$ -	\$ -	\$ -	\$ -	\$ 47,500	\$ -	\$ 47,500
Construction	\$ -	\$ -	\$ -	\$ -	\$ 356,250	\$ -	\$ -	\$ -	\$ 356,250	\$ -	\$ 356,250
Other	\$ -	\$ -	\$ -	\$ -	\$ 71,250	\$ -	\$ -	\$ -	\$ 71,250	\$ -	\$ 71,250
<b>Total</b>	<b>\$ -</b>	<b>\$ -</b>	<b>\$ -</b>	<b>\$ 47,500</b>	<b>\$ 427,500</b>	<b>\$ -</b>	<b>\$ -</b>	<b>\$ -</b>	<b>\$ 47,500</b>	<b>\$ -</b>	<b>\$ 475,000</b>


<b>Project Title</b>	Water Main Plant Pump Station
<b>Project Number</b>	WS-27004
<b>Project Category</b>	Water System Improvements (WS)
<b>Project Location</b>	621 E. Sierra Madre Blvd.
<b>Fund</b>	71000 - Water Enterprise Fund
<b>Department</b>	Public Works
<b>Status</b>	Design
<b>Initial Project Start</b>	July 1, 2026
<b>Initial Project Completion</b>	June 30, 2028
<b>Revised Project Start</b>	N/A
<b>Revised Project Completion</b>	N/A



**Project Description** This project provides funding for the replacement of a non-operational Pump Station.

FUNDING SOURCES	Prior Years	FY 2026	FY 2026	FY 2027	FY 2028	FY 2029	FY 2030	FY 2031	5-Year CIP	Beyond	Total
		Budget	Estimate						Total	5-Year Total	
71000 - Water Enterprise Fund	\$ -	\$ -	\$ -	\$ 150,000	\$ -	\$ -	\$ -	\$ -	\$ 150,000	\$ -	\$ 150,000
<b>Total</b>	<b>\$ -</b>	<b>\$ -</b>	<b>\$ -</b>	<b>\$ 150,000</b>	<b>\$ -</b>	<b>\$ -</b>	<b>\$ -</b>	<b>\$ -</b>	<b>\$ 150,000</b>	<b>\$ -</b>	<b>\$ 150,000</b>

PROJECT USES	Prior Years	FY 2026	FY 2026	FY 2027	FY 2028	FY 2029	FY 2030	FY 2031	5-Year CIP	Beyond	Total
		Budget	Estimate						Total	5-Year Total	
Design	\$ -	\$ -	\$ -	\$ 150,000	\$ -	\$ -	\$ -	\$ -	\$ 150,000	\$ -	\$ 150,000
Construction	\$ -	\$ -	\$ -	\$ -	\$ 1,125,000	\$ -	\$ -	\$ -	\$ 1,125,000	\$ -	\$ 1,125,000
Other	\$ -	\$ -	\$ -	\$ -	\$ 225,000	\$ -	\$ -	\$ -	\$ 225,000	\$ -	\$ 225,000
<b>Total</b>	<b>\$ -</b>	<b>\$ -</b>	<b>\$ -</b>	<b>\$ 150,000</b>	<b>\$ 1,350,000</b>	<b>\$ -</b>	<b>\$ -</b>	<b>\$ -</b>	<b>\$ 1,500,000</b>	<b>\$ -</b>	<b>\$ 1,500,000</b>

<b>Project Title</b>	Well No. 6 Rehabilitation	
<b>Project Number</b>	WS-26007	
<b>Project Category</b>	Water System Improvements (WS)	
<b>Project Location</b>	611 E. Sierra Madre Blvd.	
<b>Fund</b>	71000 - Water Enterprise Fund	
<b>Department</b>	Public Works	
<b>Status</b>	Construction	
<b>Initial Project Start</b>	July 1, 2026	
<b>Initial Project Completion</b>	June 30, 2027	
<b>Revised Project Start</b>	N/A	
<b>Revised Project Completion</b>	N/A	

**Project Description** This project provides funding for the removal and evaluation of pump assembly, and make necessary repairs.

FUNDING SOURCES	Prior Years	FY 2026	FY 2026	FY 2027	FY 2028	FY 2029	FY 2030	FY 2031	5-Year CIP	Beyond	Total
		Budget	Estimate						Total	5-Year Total	
71000 - Water Enterprise Fund	\$ -	\$ -	\$ -	\$ 200,000	\$ -	\$ -	\$ -	\$ -	\$ 200,000	\$ -	\$ 200,000
<b>Total</b>	<b>\$ -</b>	<b>\$ -</b>	<b>\$ -</b>	<b>\$ 200,000</b>	<b>\$ -</b>	<b>\$ -</b>	<b>\$ -</b>	<b>\$ -</b>	<b>\$ 200,000</b>	<b>\$ -</b>	<b>\$ 200,000</b>

PROJECT USES	Prior Years	FY 2026	FY 2026	FY 2027	FY 2028	FY 2029	FY 2030	FY 2031	5-Year CIP	Beyond	Total
		Budget	Estimate						Total	5-Year Total	
Construction	\$ -	\$ -	\$ -	\$ 200,000	\$ -	\$ -	\$ -	\$ -	\$ 200,000	\$ -	\$ 200,000
<b>Total</b>	<b>\$ -</b>	<b>\$ -</b>	<b>\$ -</b>	<b>\$ 200,000</b>	<b>\$ -</b>	<b>\$ -</b>	<b>\$ -</b>	<b>\$ -</b>	<b>\$ 200,000</b>	<b>\$ -</b>	<b>\$ 200,000</b>

**Project Title** City Yard Back-up Generator  
**Project Number** WS-27006  
**Project Category** Water System Improvements (WS)  
**Project Location** 621 E. Sierra Madre Blvd.  
  
**Fund** 71000 - Water Enterprise Fund  
**Department** Public Works  
  
**Status** Design  
  
**Initial Project Start** July 1, 2026  
**Initial Project Completion** June 30, 2028  
  
**Revised Project Start** N/A  
**Revised Project Completion** N/A



**Project Description** This project provides funding for the replacement of a non-operational Stationary Generator.

FUNDING SOURCES	Prior Years	FY 2026	FY 2026	FY 2027	FY 2028	FY 2029	FY 2030	FY 2031	5-Year CIP	Beyond	Total
		Budget	Estimate						Total	5-Year Total	
71000 - Water Enterprise Fund	\$ -	\$ -	\$ -	\$ 175,000	\$ 1,575,000	\$ -	\$ -	\$ -	\$ 1,750,000	\$ -	\$ 175,000
<b>Total</b>	<b>\$ -</b>	<b>\$ -</b>	<b>\$ -</b>	<b>\$ 175,000</b>	<b>\$ 1,575,000</b>	<b>\$ -</b>	<b>\$ -</b>	<b>\$ -</b>	<b>\$ 1,750,000</b>	<b>\$ -</b>	<b>\$ 175,000</b>

PROJECT USES	Prior Years	FY 2026	FY 2026	FY 2027	FY 2028	FY 2029	FY 2030	FY 2031	5-Year CIP	Beyond	Total
		Budget	Estimate						Total	5-Year Total	
Engineering	\$ -	\$ -	\$ -	\$ 175,000	\$ -	\$ -	\$ -	\$ -	\$ 175,000	\$ -	\$ 175,000
Construction	\$ -	\$ -	\$ -	\$ -	\$ 1,312,500	\$ -	\$ -	\$ -	\$ 1,312,500	\$ -	\$ 1,312,500
Other	\$ -	\$ -	\$ -	\$ -	\$ 262,500	\$ -	\$ -	\$ -	\$ 262,500	\$ -	\$ 262,500
<b>Total</b>	<b>\$ -</b>	<b>\$ -</b>	<b>\$ -</b>	<b>\$ 175,000</b>	<b>\$ 1,575,000</b>	<b>\$ -</b>	<b>\$ -</b>	<b>\$ -</b>	<b>\$ 1,750,000</b>	<b>\$ -</b>	<b>\$ 1,750,000</b>

<b>Project Title</b>	Wastewater Infrastructure Improv.
<b>Project Number</b>	WW-27001
<b>Project Category</b>	Wastewater Improvements (WW)
<b>Project Location</b>	Citywide
<b>Fund</b>	72000 - Sewer Enterprise Fund
<b>Department</b>	Public Works
<b>Status</b>	Construction
<b>Initial Project Start</b>	July 1, 2026
<b>Initial Project Completion</b>	June 30, 2027
<b>Revised Project Start</b>	N/A
<b>Revised Project Completion</b>	N/A




**Project Description** This project provides funding for the replacement of aging and ineffective wastewater infrastructure, including sewer mains and manholes. Locations and methodology will be determined by the current Sanitary Sewer Master Plan, which protects the health and safety of the community's residents and commercial entities.

FUNDING SOURCES	Prior Years	FY 2026	FY 2026	FY 2027	FY 2028	FY 2029	FY 2030	FY 2031	5-Year CIP	Beyond	Total
		Budget	Estimate						Total	5-Year Total	
72000 - Sewer Enterprise Fund	\$ -	\$ -	\$ -	\$ 100,000	\$ 100,000	\$ -	\$ -	\$ -	\$ 200,000	\$ -	\$ 100,000
<b>Total</b>	<b>\$ -</b>	<b>\$ -</b>	<b>\$ -</b>	<b>\$ 100,000</b>	<b>\$ 100,000</b>	<b>\$ -</b>	<b>\$ -</b>	<b>\$ -</b>	<b>\$ 200,000</b>	<b>\$ -</b>	<b>\$ 100,000</b>

PROJECT USES	Prior Years	FY 2026	FY 2026	FY 2027	FY 2028	FY 2029	FY 2030	FY 2031	5-Year CIP	Beyond	Total
		Budget	Estimate						Total	5-Year Total	
Construction	\$ -	\$ -	\$ -	\$ 100,000	\$ 100,000	\$ -	\$ -	\$ -	\$ 200,000	\$ -	\$ 100,000
<b>Total</b>	<b>\$ -</b>	<b>\$ -</b>	<b>\$ -</b>	<b>\$ 100,000</b>	<b>\$ 100,000</b>	<b>\$ -</b>	<b>\$ -</b>	<b>\$ -</b>	<b>\$ 200,000</b>	<b>\$ -</b>	<b>\$ 100,000</b>

<b>Project Title</b>	Community Center Elevator
<b>Project Number</b>	FA-26001
<b>Project Category</b>	Facility Improvements (FA)
<b>Project Location</b>	611 E. Sierra Madre Blvd.
<b>Fund</b>	10000 - General Fund
<b>Department</b>	Public Works
<b>Status</b>	Design
<b>Initial Project Start</b>	July 1, 2025
<b>Initial Project Completion</b>	June 30, 2026
<b>Revised Project Start</b>	April 15, 2026
<b>Revised Project Completion</b>	June 30, 2027




**Project Description** This project provides funding for the repair and/or replacement of the elevator at the Sierra Madre Recreation Center (currently leased to the YMCA). The elevator is essential for Americans with Disabilities (ADA) compliance in the building and allows access to the second floor of the facility.

FUNDING SOURCES	Prior Years	FY 2026	FY 2026	FY 2027	FY 2028	FY 2029	FY 2030	FY 2031	5-Year CIP	Beyond	Total
		Budget	Estimate						Total	5-Year Total	
10000 - General Fund	\$ -	\$ 750,000	\$ -	\$ 750,000	\$ -	\$ -	\$ -	\$ -	\$ 750,000	\$ -	\$ 750,000
<b>Total</b>	<b>\$ -</b>	<b>\$ 750,000</b>	<b>\$ -</b>	<b>\$ 750,000</b>	<b>\$ -</b>	<b>\$ -</b>	<b>\$ -</b>	<b>\$ -</b>	<b>\$ 750,000</b>	<b>\$ -</b>	<b>\$ 750,000</b>

PROJECT USES	Prior Years	FY 2026	FY 2026	FY 2027	FY 2028	FY 2029	FY 2030	FY 2031	5-Year CIP	Beyond	Total
		Budget	Estimate						Total	5-Year Total	
Engineering	\$ -	\$ 75,000	\$ -	\$ 75,000	\$ -	\$ -	\$ -	\$ -	\$ 75,000	\$ -	\$ 75,000
Construction	\$ -	\$ 675,000	\$ -	\$ 675,000	\$ -	\$ -	\$ -	\$ -	\$ 675,000	\$ -	\$ 675,000
<b>Total</b>	<b>\$ -</b>	<b>\$ 750,000</b>	<b>\$ -</b>	<b>\$ 750,000</b>	<b>\$ -</b>	<b>\$ -</b>	<b>\$ -</b>	<b>\$ -</b>	<b>\$ 750,000</b>	<b>\$ -</b>	<b>\$ 750,000</b>

<b>Project Title</b>	Aquatic Center Pool/Deck Resurfacing
<b>Project Number</b>	FA-26002
<b>Project Category</b>	Facility Improvements (FA)
<b>Project Location</b>	611 E. Sierra Madre Blvd.
<b>Fund</b>	10000 - General Fund
<b>Department</b>	Public Works
<b>Status</b>	Design
<b>Initial Project Start</b>	July 1, 2025
<b>Initial Project Completion</b>	June 30, 2026
<b>Revised Project Start</b>	March 1, 2026
<b>Revised Project Completion</b>	December 31, 2026



**Project Description** This project provides funding for the repair of the main pool deck and the plaster surfaces of both the main and small pools at the Sierra Madre Aquatics Facility. This is a priority project, as currently the Los Angeles County Health Department has issued the City notices of corrective actions that must be completed early in FY27.

FUNDING SOURCES	Prior Years	FY 2026	FY 2026	FY 2027	FY 2028	FY 2029	FY 2030	FY 2031	5-Year CIP	Beyond	Total
		Budget	Estimate						Total	5-Year Total	
10000 - General Fund	\$ -	\$ 150,000	\$ 324,050	\$ -	\$ -	\$ -	\$ -	\$ -	\$ 324,050	\$ -	\$ 324,050
<b>Total</b>	\$ -	\$ 150,000	\$ 324,050	\$ -	\$ -	\$ -	\$ -	\$ -	\$ 324,050	\$ -	\$ 324,050

PROJECT USES	Prior Years	FY 2026	FY 2026	FY 2027	FY 2028	FY 2029	FY 2030	FY 2031	5-Year CIP	Beyond	Total
		Budget	Estimate						Total	5-Year Total	
Construction	\$ -	\$ -	\$ 324,050	\$ -	\$ -	\$ -	\$ -	\$ -	\$ 324,050	\$ -	\$ 324,050
<b>Total</b>	\$ -	\$ -	\$ 324,050	\$ -	\$ -	\$ -	\$ -	\$ -	\$ 324,050	\$ -	\$ 324,050

<b>Project Title</b>	Lizzie's Trail Inn & Richardson House
<b>Project Number</b>	FA-26003
<b>Project Category</b>	Facility Improvements (FA)
<b>Project Location</b>	167 E. Mira Monte
<b>Fund</b>	27001 - Calif. State Parks Dept. Grants & Local
<b>Department</b>	Library & Community Services
<b>Status</b>	Design
<b>Initial Project Start</b>	July 1, 2025
<b>Initial Project Completion</b>	June 30, 2026
<b>Revised Project Start</b>	N/A
<b>Revised Project Completion</b>	June 30, 2027



**Project Description** The work aims to stabilize structures, replace roofing, manage tree interference, and preserve the historic character of both sites. The project is designed to provide a 20–30 year solution for building longevity. The Lizzie’s Trail Inn & Richardson House project is funded through a Reimbursable Grant from California State Parks Department of Grants & Local Services (OGALS) in the amount of \$184,666.

FUNDING SOURCES	Prior Years	FY 2026	FY 2026	FY 2027	FY 2028	FY 2029	FY 2030	FY 2031	5-Year CIP	Beyond	Total
		Budget	Estimate						Total	5-Year Total	
29007 - Targeted State Grants	\$ -	\$ 184,666	\$ 46,450	\$ 138,216	\$ -	\$ -	\$ -	\$ -	\$ 184,666	\$ -	\$ 184,666
<b>Total</b>	<b>\$ -</b>	<b>\$ 184,666</b>	<b>\$ 46,450</b>	<b>\$ 138,216</b>	<b>\$ -</b>	<b>\$ -</b>	<b>\$ -</b>	<b>\$ -</b>	<b>\$ 184,666</b>	<b>\$ -</b>	<b>\$ 184,666</b>

PROJECT USES	Prior Years	FY 2026	FY 2026	FY 2027	FY 2028	FY 2029	FY 2030	FY 2031	5-Year CIP	Beyond	Total
		Budget	Estimate						Total	5-Year Total	
Design	\$ -	\$ 77,500	\$ 46,450	\$ 31,050	\$ -	\$ -	\$ -	\$ -	\$ 77,500	\$ -	\$ 77,500
Construction		\$ 107,166	\$ -	\$ 107,166	\$ -	\$ -	\$ -	\$ -	\$ 107,166	\$ -	\$ 107,166
<b>Total</b>	<b>\$ -</b>	<b>\$ 184,666</b>	<b>\$ 46,450</b>	<b>\$ 138,216</b>	<b>\$ -</b>	<b>\$ -</b>	<b>\$ -</b>	<b>\$ -</b>	<b>\$ 184,666</b>	<b>\$ -</b>	<b>\$ 184,666</b>

<b>Project Title</b>	City Hall Generator Replacement
<b>Project Number</b>	FA-26004
<b>Project Category</b>	Facility Improvements (FA)
<b>Project Location</b>	232 W. Sierra Madre Blvd
<b>Fund</b>	60001 - Facilities ISF
<b>Department</b>	Public Works
<b>Status</b>	Construction
<b>Initial Project Start</b>	September 1, 2025
<b>Initial Project Completion</b>	June 30, 2027
<b>Revised Project Start</b>	N/A
<b>Revised Project Completion</b>	N/A



**Project Description** During a series of outages in late August and early September 2025, the City Hall/Public Safety Building emergency backup generator failed. The generator is over 80 years and well-past its useful life. In 2026, a contract was awarded; however, due to significant lead times for generator acquisition, project implementation is being deferred to FY 2027.

FUNDING SOURCES	Prior Years	FY 2026	FY 2026	FY 2027	FY 2028	FY 2029	FY 2030	FY 2031	5-Year CIP	Beyond	Total
		Budget	Estimate						Total	5-Year Total	
60001 - Facilities ISF	\$ -	\$ 330,563	\$ -	\$ 330,563	\$ -	\$ -	\$ -	\$ -	\$ 330,563	\$ -	\$ 330,563
<b>Total</b>	\$ -	\$ 330,563	\$ -	\$ 330,563	\$ -	\$ -	\$ -	\$ -	\$ 330,563	\$ -	\$ 330,563

PROJECT USES	Prior Years	FY 2026	FY 2026	FY 2027	FY 2028	FY 2029	FY 2030	FY 2031	5-Year CIP	Beyond	Total
		Budget	Estimate						Total	5-Year Total	
Construction		\$ 330,563	\$ -	\$ 330,563	\$ -	\$ -	\$ -	\$ -	\$ 330,563	\$ -	\$ 330,563
<b>Total</b>	\$ -	\$ 330,563	\$ -	\$ 330,563	\$ -	\$ -	\$ -	\$ -	\$ 330,563	\$ -	\$ 330,563

<b>Project Title</b>	Active Transportation Improvements
<b>Project Number</b>	FA-27001
<b>Project Category</b>	Facility Improvements (FA)
<b>Project Location</b>	Citywide
<b>Fund</b>	34007 - Transportation Fee
<b>Department</b>	Public Works
<b>Status</b>	Construction
<b>Initial Project Start</b>	July 1, 2026
<b>Initial Project Completion</b>	June 30, 2027
<b>Revised Project Start</b>	N/A
<b>Revised Project Completion</b>	N/A



**Project Description** This project provides funding for various improvements/enhancements for Active Transportation within the City of Sierra Madre. The installation of non-vehicular amenities, such as bike racks, bike lane improvements, crosswalk safety enhancements, and regional transportation bus stop locations will be targeted for the use of this funding.

FUNDING SOURCES	Prior Years	FY 2026	FY 2026	FY 2027	FY 2028	FY 2029	FY 2030	FY 2031	5-Year CIP	Beyond	Total
		Budget	Estimate						Total	5-Year Total	
34007 - Transportation Fee	\$ -	\$ -	\$ -	\$ 75,000	\$ -	\$ -	\$ -	\$ -	\$ 75,000	\$ -	\$ 75,000
<b>Total</b>	<b>\$ -</b>	<b>\$ -</b>	<b>\$ -</b>	<b>\$ 75,000</b>	<b>\$ -</b>	<b>\$ -</b>	<b>\$ -</b>	<b>\$ -</b>	<b>\$ 75,000</b>	<b>\$ -</b>	<b>\$ 75,000</b>

PROJECT USES	Prior Years	FY 2026	FY 2026	FY 2027	FY 2028	FY 2029	FY 2030	FY 2031	5-Year CIP	Beyond	Total
		Budget	Estimate						Total	5-Year Total	
Construction	\$ -	\$ -	\$ -	\$ 75,000	\$ -	\$ -	\$ -	\$ -	\$ 75,000	\$ -	\$ 75,000
<b>Total</b>	<b>\$ -</b>	<b>\$ -</b>	<b>\$ -</b>	<b>\$ 75,000</b>	<b>\$ -</b>	<b>\$ -</b>	<b>\$ -</b>	<b>\$ -</b>	<b>\$ 75,000</b>	<b>\$ -</b>	<b>\$ 75,000</b>

<b>Project Title</b>	City Hall ADA Parking Spaces
<b>Project Number</b>	FA-27002
<b>Project Category</b>	Facility Improvements (FA)
<b>Project Location</b>	City Hall Parking Lot
<b>Fund</b>	SB-1186 License Fees
<b>Department</b>	Public Works
<b>Status</b>	Design
<b>Initial Project Start</b>	July 1, 2026
<b>Initial Project Completion</b>	June 30, 2027
<b>Revised Project Start</b>	N/A
<b>Revised Project Completion</b>	N/A



**Project Description** The ADA Parking Space project is funded through SB 1186 License Fee, which are collected by City Governments for local business licenses or permits. Local jurisdictions retain 90% of the fees and 10% is remitted to the Division of the State Architect. The funds are required to be used for construction-related accessibility requirements at businesses and facilities that are open to the public.

FUNDING SOURCES	Prior Years	FY 2026	FY 2026	FY 2027	FY 2028	FY 2029	FY 2030	FY 2031	5-Year CIP	Beyond	Total
		Budget	Estimate						Total	5-Year Total	
SB-1186 License Fees	\$ -	\$ -	\$ -	\$ 50,000	\$ -	\$ -	\$ -	\$ -	\$ 50,000	\$ -	\$ 50,000
<b>Total</b>	<b>\$ -</b>	<b>\$ -</b>	<b>\$ -</b>	<b>\$ 50,000</b>	<b>\$ -</b>	<b>\$ -</b>	<b>\$ -</b>	<b>\$ -</b>	<b>\$ 50,000</b>	<b>\$ -</b>	<b>\$ 50,000</b>

PROJECT USES	Prior Years	FY 2026	FY 2026	FY 2027	FY 2028	FY 2029	FY 2030	FY 2031	5-Year CIP	Beyond	Total
		Budget	Estimate						Total	5-Year Total	
Design	\$ -	\$ -	\$ -	\$ 15,000	\$ -	\$ -	\$ -	\$ -	\$ 15,000	\$ -	\$ 15,000
Construction	\$ -	\$ -	\$ -	\$ 35,000	\$ -	\$ -	\$ -	\$ -	\$ 35,000	\$ -	\$ 35,000
<b>Total</b>	<b>\$ -</b>	<b>\$ -</b>	<b>\$ -</b>	<b>\$ 50,000</b>	<b>\$ -</b>	<b>\$ -</b>	<b>\$ -</b>	<b>\$ -</b>	<b>\$ 50,000</b>	<b>\$ -</b>	<b>\$ 50,000</b>

<b>Project Title</b>	Memorial Park Restroom Remodel
<b>Project Number</b>	FA-27003
<b>Project Category</b>	Park Improvements (PA)
<b>Project Location</b>	Memorial Park
<b>Fund</b>	34006 - Quimby Fees
<b>Department</b>	Library & Community Services
<b>Status</b>	Design
<b>Initial Project Start</b>	July 1, 2026
<b>Initial Project Completion</b>	June 30, 2027
<b>Revised Project Start</b>	N/A
<b>Revised Project Completion</b>	N/A



**Project Description** This project provides funding for the design and remodel/construction/repurposing of the Restroom Facilities at Memorial Park. The restrooms adjoined to the historic Hart Park House Senior Center are often closed during events due to sanitary failures.

FUNDING SOURCES	Prior Years	FY 2026	FY 2026	FY 2027	FY 2028	FY 2029	FY 2030	FY 2031	5-Year CIP	Beyond	Total
		Budget	Estimate						Total	5-Year Total	
34006 - Quimby Fees	\$ -	\$ -	\$ -	\$ 50,000	\$ -	\$ -	\$ -	\$ -	\$ 50,000	\$ -	\$ 50,000
<b>Total</b>	<b>\$ -</b>	<b>\$ -</b>	<b>\$ -</b>	<b>\$ 50,000</b>	<b>\$ -</b>	<b>\$ -</b>	<b>\$ -</b>	<b>\$ -</b>	<b>\$ 50,000</b>	<b>\$ -</b>	<b>\$ 50,000</b>

PROJECT USES	Prior Years	FY 2026	FY 2026	FY 2027	FY 2028	FY 2029	FY 2030	FY 2031	5-Year CIP	Beyond	Total
		Budget	Estimate						Total	5-Year Total	
Design	\$ -	\$ -	\$ -	\$ 7,500	\$ -	\$ -	\$ -	\$ -	\$ 7,500	\$ -	\$ 7,500
Construction	\$ -	\$ -	\$ -	\$ 42,500	\$ -	\$ -	\$ -	\$ -	\$ 42,500	\$ -	\$ 42,500
<b>Total</b>	<b>\$ -</b>	<b>\$ -</b>	<b>\$ -</b>	<b>\$ 50,000</b>	<b>\$ -</b>	<b>\$ -</b>	<b>\$ -</b>	<b>\$ -</b>	<b>\$ 50,000</b>	<b>\$ -</b>	<b>\$ 50,000</b>

<b>Project Title</b>	Sierra Vista Park Restroom Remodel
<b>Project Number</b>	FA-27004
<b>Project Category</b>	Park Improvements (PA)
<b>Project Location</b>	Sierra Vista Park
<b>Fund</b>	34006 - Quimby Fees
<b>Department</b>	Library & Community Services
<b>Status</b>	Design
<b>Initial Project Start</b>	July 1, 2026
<b>Initial Project Completion</b>	June 30, 2027
<b>Revised Project Start</b>	N/A
<b>Revised Project Completion</b>	N/A



**Project Description** This project provides funding for the evaluation, design, and remodel/construction of the Restroom Facilities at Sierra Vista Park. The bathrooms at Heasley Field (and potentially Dapper Field) are heavily used by residents and visitors to the park, playgrounds, and sports fields.

FUNDING SOURCES	Prior Years	FY 2026	FY 2026	FY 2027	FY 2028	FY 2029	FY 2030	FY 2031	5-Year CIP	Beyond	Total
		Budget	Estimate						Total	5-Year Total	
34006 - Quimby Fees	\$ -	\$ -	\$ -	\$ 75,000	\$ -	\$ -	\$ -	\$ -	\$ 75,000	\$ -	\$ 75,000
<b>Total</b>	<b>\$ -</b>	<b>\$ -</b>	<b>\$ -</b>	<b>\$ 75,000</b>	<b>\$ -</b>	<b>\$ -</b>	<b>\$ -</b>	<b>\$ -</b>	<b>\$ 75,000</b>	<b>\$ -</b>	<b>\$ 75,000</b>

PROJECT USES	Prior Years	FY 2026	FY 2026	FY 2027	FY 2028	FY 2029	FY 2030	FY 2031	5-Year CIP	Beyond	Total
		Budget	Estimate						Total	5-Year Total	
Design	\$ -	\$ -	\$ -	\$ 7,500	\$ -	\$ -	\$ -	\$ -	\$ 7,500	\$ -	\$ 7,500
Construction	\$ -	\$ -	\$ -	\$ 67,500	\$ -	\$ -	\$ -	\$ -	\$ 67,500	\$ -	\$ 67,500
<b>Total</b>	<b>\$ -</b>	<b>\$ -</b>	<b>\$ -</b>	<b>\$ 75,000</b>	<b>\$ -</b>	<b>\$ -</b>	<b>\$ -</b>	<b>\$ -</b>	<b>\$ 75,000</b>	<b>\$ -</b>	<b>\$ 75,000</b>

<b>Project Title</b>	EV Charging Station
<b>Project Number</b>	FA-27005
<b>Project Category</b>	Facility Improvements (FA)
<b>Project Location</b>	Sierra Vista Park
<b>Fund</b>	38003 - Clean Air Fund (AQMD)
<b>Department</b>	Public Works
<b>Status</b>	Design
<b>Initial Project Start</b>	July 1, 2026
<b>Initial Project Completion</b>	June 30, 2027
<b>Revised Project Start</b>	N/A
<b>Revised Project Completion</b>	N/A



**Project Description** This project provides funding for the installation of EV Charging Stations. This will assist the City in moving towards Fleet electrification.

FUNDING SOURCES	Prior Years	FY 2026	FY 2026	FY 2027	FY 2028	FY 2029	FY 2030	FY 2031	5-Year CIP	Beyond	Total
		Budget	Estimate						Total	5-Year Total	
38003 - Clean Air Fund (AQMD)	\$ -	\$ -	\$ -	\$ 55,000	\$ -	\$ -	\$ -	\$ -	\$ 55,000	\$ -	\$ 55,000
<b>Total</b>	\$ -	\$ -	\$ -	\$ 55,000	\$ -	\$ -	\$ -	\$ -	\$ 55,000	\$ -	\$ 55,000

PROJECT USES	Prior Years	FY 2026	FY 2026	FY 2027	FY 2028	FY 2029	FY 2030	FY 2031	5-Year CIP	Beyond	Total
		Budget	Estimate						Total	5-Year Total	
Design	\$ -	\$ -	\$ -	\$ 10,000	\$ -	\$ -	\$ -	\$ -	\$ 10,000	\$ -	\$ 10,000
Construction	\$ -	\$ -	\$ -	\$ 45,000	\$ -	\$ -	\$ -	\$ -	\$ 45,000	\$ -	\$ 45,000
<b>Total</b>	\$ -	\$ -	\$ -	\$ 55,000	\$ -	\$ -	\$ -	\$ -	\$ 55,000	\$ -	\$ 55,000

<b>Project Title</b>	Desktop Refresh
<b>Project Number</b>	IT-27001
<b>Project Category</b>	Information and Technology (IT)
<b>Project Location</b>	City Hall
<b>Fund</b>	60003 - Technology ISF
<b>Department</b>	Information Technology
<b>Status</b>	Implementation
<b>Initial Project Start</b>	July 1, 2026
<b>Initial Project Completion</b>	June 30, 2027
<b>Revised Project Start</b>	N/A
<b>Revised Project Completion</b>	N/A



**Project Description** This project provides funding for the replacement of 25% of the City's computers used by City employees.

FUNDING SOURCES	Prior Years	FY 2026	FY 2026	FY 2027	FY 2028	FY 2029	FY 2030	FY 2031	5-Year CIP	Beyond	Total
		Budget	Estimate						Total	5-Year Total	
60003 - Technology ISF	\$ -	\$ -	\$ -	\$ 45,000	\$ -	\$ -	\$ -	\$ -	\$ 45,000	\$ -	\$ 45,000
<b>Total</b>	<b>\$ -</b>	<b>\$ -</b>	<b>\$ -</b>	<b>\$ 45,000</b>	<b>\$ -</b>	<b>\$ -</b>	<b>\$ -</b>	<b>\$ -</b>	<b>\$ 45,000</b>	<b>\$ -</b>	<b>\$ 45,000</b>

PROJECT USES	Prior Years	FY 2026	FY 2026	FY 2027	FY 2028	FY 2029	FY 2030	FY 2031	5-Year CIP	Beyond	Total
		Budget	Estimate						Total	5-Year Total	
Installation	\$ -	\$ -	\$ -	\$ 45,000	\$ -	\$ -	\$ -	\$ -	\$ 45,000	\$ -	\$ 45,000
<b>Total</b>	<b>\$ -</b>	<b>\$ -</b>	<b>\$ -</b>	<b>\$ 45,000</b>	<b>\$ -</b>	<b>\$ -</b>	<b>\$ -</b>	<b>\$ -</b>	<b>\$ 45,000</b>	<b>\$ -</b>	<b>\$ 45,000</b>

<b>Project Title</b>	Cyber Security Initiatives
<b>Project Number</b>	IT-27002
<b>Project Category</b>	Information and Technology (IT)
<b>Project Location</b>	City Hall
<b>Fund</b>	60003 - Technology ISF
<b>Department</b>	Information Technology
<b>Status</b>	Implementation
<b>Initial Project Start</b>	July 1, 2026
<b>Initial Project Completion</b>	June 30, 2027
<b>Revised Project Start</b>	N/A
<b>Revised Project Completion</b>	N/A



**Project Description** This project provides funding for the design, configuration and procurement of Cyber Security System - SEIM, used to detect and analyze data across all city infrastructure.

FUNDING SOURCES	Prior Years	FY 2026	FY 2026	FY 2027	FY 2028	FY 2029	FY 2030	FY 2031	5-Year CIP	Beyond	Total
		Budget	Estimate						Total	5-Year Total	
60003 - Technology ISF	\$ -	\$ -	\$ -	\$ 45,000	\$ -	\$ -	\$ -	\$ -	\$ 45,000	\$ -	\$ 45,000
<b>Total</b>	<b>\$ -</b>	<b>\$ -</b>	<b>\$ -</b>	<b>\$ 45,000</b>	<b>\$ -</b>	<b>\$ -</b>	<b>\$ -</b>	<b>\$ -</b>	<b>\$ 45,000</b>	<b>\$ -</b>	<b>\$ 45,000</b>

PROJECT USES	Prior Years	FY 2026	FY 2026	FY 2027	FY 2028	FY 2029	FY 2030	FY 2031	5-Year CIP	Beyond	Total
		Budget	Estimate						Total	5-Year Total	
Installation	\$ -	\$ -	\$ -	\$ 45,000	\$ -	\$ -	\$ -	\$ -	\$ 45,000	\$ -	\$ 45,000
<b>Total</b>	<b>\$ -</b>	<b>\$ -</b>	<b>\$ -</b>	<b>\$ 45,000</b>	<b>\$ -</b>	<b>\$ -</b>	<b>\$ -</b>	<b>\$ -</b>	<b>\$ 45,000</b>	<b>\$ -</b>	<b>\$ 45,000</b>

<b>Project Title</b>	Data Center Refresh - 10 GIG Updates
<b>Project Number</b>	IT-27003
<b>Project Category</b>	Information and Technology (IT)
<b>Project Location</b>	City Hall
<b>Fund</b>	60003 - Technology ISF
<b>Department</b>	Information Technology
<b>Status</b>	Implementation
<b>Initial Project Start</b>	July 1, 2026
<b>Initial Project Completion</b>	June 30, 2027
<b>Revised Project Start</b>	N/A
<b>Revised Project Completion</b>	N/A



**Project Description** This project provides funding for the Data Center Refresh, upgrading networking infrastructure from 1 GIG to 10 GIG. This project is vital to the efficiency and security of the various software programs utilized by all City Departments.

FUNDING SOURCES	Prior Years	FY 2026	FY 2026	FY 2027	FY 2028	FY 2029	FY 2030	FY 2031	5-Year CIP	Beyond	Total
		Budget	Estimate						Total	5-Year Total	
60003 - Technology ISF	\$ -	\$ -	\$ -	\$ 25,000	\$ -	\$ -	\$ -	\$ -	\$ 25,000	\$ -	\$ 25,000
<b>Total</b>	<b>\$ -</b>	<b>\$ -</b>	<b>\$ -</b>	<b>\$ 25,000</b>	<b>\$ -</b>	<b>\$ -</b>	<b>\$ -</b>	<b>\$ -</b>	<b>\$ 25,000</b>	<b>\$ -</b>	<b>\$ 25,000</b>

PROJECT USES	Prior Years	FY 2026	FY 2026	FY 2027	FY 2028	FY 2029	FY 2030	FY 2031	5-Year CIP	Beyond	Total
		Budget	Estimate						Total	5-Year Total	
Installation	\$ -	\$ -	\$ -	\$ 25,000	\$ -	\$ -	\$ -	\$ -	\$ 25,000	\$ -	\$ 25,000
<b>Total</b>	<b>\$ -</b>	<b>\$ -</b>	<b>\$ -</b>	<b>\$ 25,000</b>	<b>\$ -</b>	<b>\$ -</b>	<b>\$ -</b>	<b>\$ -</b>	<b>\$ 25,000</b>	<b>\$ -</b>	<b>\$ 25,000</b>

<b>Project Title</b>	IdP Implementation
<b>Project Number</b>	IT-27004
<b>Project Category</b>	Information and Technology (IT)
<b>Project Location</b>	City Hall
<b>Fund</b>	60003 - Technology ISF
<b>Department</b>	Information Technology
<b>Status</b>	Implementation
<b>Initial Project Start</b>	July 1, 2026
<b>Initial Project Completion</b>	June 30, 2027
<b>Revised Project Start</b>	N/A
<b>Revised Project Completion</b>	N/A



**Project Description** This project provides funding for the design, configuration and procurement of IdP to support secure authentication for City staff.

FUNDING SOURCES	Prior Years	FY 2026	FY 2026	FY 2027	FY 2028	FY 2029	FY 2030	FY 2031	5-Year CIP	Beyond	Total
		Budget	Estimate						Total	5-Year Total	
60003 - Technology ISF	\$ -	\$ -	\$ -	\$ 18,000	\$ -	\$ -	\$ -	\$ -	\$ 18,000	\$ -	\$ 18,000
<b>Total</b>	<b>\$ -</b>	<b>\$ -</b>	<b>\$ -</b>	<b>\$ 18,000</b>	<b>\$ -</b>	<b>\$ -</b>	<b>\$ -</b>	<b>\$ -</b>	<b>\$ 18,000</b>	<b>\$ -</b>	<b>\$ 18,000</b>

PROJECT USES	Prior Years	FY 2026	FY 2026	FY 2027	FY 2028	FY 2029	FY 2030	FY 2031	5-Year CIP	Beyond	Total
		Budget	Estimate						Total	5-Year Total	
Installation	\$ -	\$ -	\$ -	\$ 18,000	\$ -	\$ -	\$ -	\$ -	\$ 18,000	\$ -	\$ 18,000
<b>Total</b>	<b>\$ -</b>	<b>\$ -</b>	<b>\$ -</b>	<b>\$ 18,000</b>	<b>\$ -</b>	<b>\$ -</b>	<b>\$ -</b>	<b>\$ -</b>	<b>\$ 18,000</b>	<b>\$ -</b>	<b>\$ 18,000</b>

<b>Project Title</b>	SSO Implementation
<b>Project Number</b>	IT-27005
<b>Project Category</b>	Information and Technology (IT)
<b>Project Location</b>	City Hall
<b>Fund</b>	60003 - Technology ISF
<b>Department</b>	Information Technology
<b>Status</b>	Implementation
<b>Initial Project Start</b>	July 1, 2026
<b>Initial Project Completion</b>	June 30, 2027
<b>Revised Project Start</b>	N/A
<b>Revised Project Completion</b>	N/A



**Project Description** This project provides funding for the design, configuration and procurement of SSO to support consistency of authentication for Microsoft 365 access and strengthen security against credential compromise and unauthorized access

FUNDING SOURCES	Prior Years	FY 2026	FY 2026	FY 2027	FY 2028	FY 2029	FY 2030	FY 2031	5-Year CIP	Beyond	Total
		Budget	Estimate						Total	5-Year Total	
60003 - Technology ISF	\$ -	\$ -	\$ -	\$ 8,000	\$ -	\$ -	\$ -	\$ -	\$ 8,000	\$ -	\$ 8,000
<b>Total</b>	\$ -	\$ -	\$ -	\$ 8,000	\$ -	\$ -	\$ -	\$ -	\$ 8,000	\$ -	\$ 8,000

PROJECT USES	Prior Years	FY 2026	FY 2026	FY 2027	FY 2028	FY 2029	FY 2030	FY 2031	5-Year CIP	Beyond	Total
		Budget	Estimate						Total	5-Year Total	
Installation	\$ -	\$ -	\$ -	\$ 8,000	\$ -	\$ -	\$ -	\$ -	\$ 8,000	\$ -	\$ 8,000
<b>Total</b>	\$ -	\$ -	\$ -	\$ 8,000	\$ -	\$ -	\$ -	\$ -	\$ 8,000	\$ -	\$ 8,000

<b>Project Title</b>	ZTNA Implementation
<b>Project Number</b>	IT-27006
<b>Project Category</b>	Information and Technology (IT)
<b>Project Location</b>	City Hall
<b>Fund</b>	60003 - Technology ISF
<b>Department</b>	Information Technology
<b>Status</b>	Implementation
<b>Initial Project Start</b>	July 1, 2026
<b>Initial Project Completion</b>	June 30, 2027
<b>Revised Project Start</b>	N/A
<b>Revised Project Completion</b>	N/A



**Project Description** This project provides funding for the design, configuration and procurement of a ZTNA system for secure remote access for police vehicle Mobile Data Computers (MDCs) and other field systems that handle sensitive law enforcement data.

FUNDING SOURCES	Prior Years	FY 2026	FY 2026	FY 2027	FY 2028	FY 2029	FY 2030	FY 2031	5-Year CIP	Beyond	Total
		Budget	Estimate						Total	5-Year Total	
60003 - Technology ISF	\$ -	\$ -	\$ -	\$ 6,000	\$ -	\$ -	\$ -	\$ -	\$ 6,000	\$ -	\$ 6,000
<b>Total</b>	<b>\$ -</b>	<b>\$ -</b>	<b>\$ -</b>	<b>\$ 6,000</b>	<b>\$ -</b>	<b>\$ -</b>	<b>\$ -</b>	<b>\$ -</b>	<b>\$ 6,000</b>	<b>\$ -</b>	<b>\$ 6,000</b>

PROJECT USES	Prior Years	FY 2026	FY 2026	FY 2027	FY 2028	FY 2029	FY 2030	FY 2031	5-Year CIP	Beyond	Total
		Budget	Estimate						Total	5-Year Total	
Installation	\$ -	\$ -	\$ -	\$ 6,000	\$ -	\$ -	\$ -	\$ -	\$ 6,000	\$ -	\$ 6,000
<b>Total</b>	<b>\$ -</b>	<b>\$ -</b>	<b>\$ -</b>	<b>\$ 6,000</b>	<b>\$ -</b>	<b>\$ -</b>	<b>\$ -</b>	<b>\$ -</b>	<b>\$ 6,000</b>	<b>\$ -</b>	<b>\$ 6,000</b>

<b>Project Title</b>	Asphalt Roller
<b>Project Number</b>	OP-27001
<b>Project Category</b>	Other Improvements/Purchases (OP)
<b>Project Location</b>	N/A
<b>Fund</b>	71000 - Water Enterprise Fund
<b>Department</b>	Public Works
<b>Status</b>	Purchase
<b>Initial Project Start</b>	July 1, 2026
<b>Initial Project Completion</b>	June 30, 2027
<b>Revised Project Start</b>	N/A
<b>Revised Project Completion</b>	N/A



**Project Description** This project provides funding for the purchase of an asphalt roller which will be utilized for rolling compaction of water leak asphalt repair patches.

FUNDING SOURCES	Prior Years	FY 2026	FY 2026	FY 2027	FY 2028	FY 2029	FY 2030	FY 2031	5-Year CIP	Beyond	Total
		Budget	Estimate						Total	5-Year Total	
71000 - Water Enterprise Fund	\$ -	\$ -	\$ -	\$ 60,000	\$ -	\$ -	\$ -	\$ -	\$ 60,000	\$ -	\$ 60,000
<b>Total</b>	<b>\$ -</b>	<b>\$ -</b>	<b>\$ -</b>	<b>\$ 60,000</b>	<b>\$ -</b>	<b>\$ -</b>	<b>\$ -</b>	<b>\$ -</b>	<b>\$ 60,000</b>	<b>\$ -</b>	<b>\$ 60,000</b>

PROJECT USES	Prior Years	FY 2026	FY 2026	FY 2027	FY 2028	FY 2029	FY 2030	FY 2031	5-Year CIP	Beyond	Total
		Budget	Estimate						Total	5-Year Total	
Other	\$ -	\$ -	\$ -	\$ 60,000	\$ -	\$ -	\$ -	\$ -	\$ 60,000	\$ -	\$ 60,000
<b>Total</b>	<b>\$ -</b>	<b>\$ -</b>	<b>\$ -</b>	<b>\$ 60,000</b>	<b>\$ -</b>	<b>\$ -</b>	<b>\$ -</b>	<b>\$ -</b>	<b>\$ 60,000</b>	<b>\$ -</b>	<b>\$ 60,000</b>

<b>Project Title</b>	Concrete Grinder
<b>Project Number</b>	OP-27002
<b>Project Category</b>	Other Improvements/Purchases (OP)
<b>Project Location</b>	N/A
<b>Fund</b>	60010 - Equipment ISF
<b>Department</b>	Public Works
<b>Status</b>	Purchase
<b>Initial Project Start</b>	July 1, 2026
<b>Initial Project Completion</b>	June 30, 2027
<b>Revised Project Start</b>	N/A
<b>Revised Project Completion</b>	N/A



**Project Description** This project provides funding for the purchase of a concrete grinder for grinding imperfections and lifted areas of concrete..

FUNDING SOURCES	Prior Years	FY 2026	FY 2026	FY 2027	FY 2028	FY 2029	FY 2030	FY 2031	5-Year CIP	Beyond	Total
		Budget	Estimate						Total	5-Year Total	
60010 - Equipment ISF	\$ -	\$ -	\$ -	\$ 8,000	\$ -	\$ -	\$ -	\$ -	\$ 8,000	\$ -	\$ 8,000
<b>Total</b>	<b>\$ -</b>	<b>\$ -</b>	<b>\$ -</b>	<b>\$ 8,000</b>	<b>\$ -</b>	<b>\$ -</b>	<b>\$ -</b>	<b>\$ -</b>	<b>\$ 8,000</b>	<b>\$ -</b>	<b>\$ 8,000</b>

PROJECT USES	Prior Years	FY 2026	FY 2026	FY 2027	FY 2028	FY 2029	FY 2030	FY 2031	5-Year CIP	Beyond	Total
		Budget	Estimate						Total	5-Year Total	
Other	\$ -	\$ -	\$ -	\$ 8,000	\$ -	\$ -	\$ -	\$ -	\$ 8,000	\$ -	\$ 8,000
<b>Total</b>	<b>\$ -</b>	<b>\$ -</b>	<b>\$ -</b>	<b>\$ 8,000</b>	<b>\$ -</b>	<b>\$ -</b>	<b>\$ -</b>	<b>\$ -</b>	<b>\$ 8,000</b>	<b>\$ -</b>	<b>\$ 8,000</b>



|

# **PLANNING & COMMUNITY PRESERVATION**

## **FY 2027 PROPOSED OPERATING BUDGET**

Clare Lin, Director of Planning & Community Preservation





## **WHAT WE DO**

We provide efficient and effective professional planning and building services to the residents of Sierra Madre and to development professionals while safeguarding life and property, enhancing the City's economic base, and protecting neighborhoods and the natural environment.



# ORGANIZATIONAL CHART





# **FY 2026 KEY ACCOMPLISHMENTS**

## **Organization Stability**

- Full-time Permit technician position filled

## **Modernization & Technology**

- Online permitting and inspection platform
- Online scheduling platform

## **State Law Compliance**

- ADU Ordinance Update
- General Plan Updates Open Space and Conservation Elements.

## **State RHNA Residential Developments and Subdivisions**

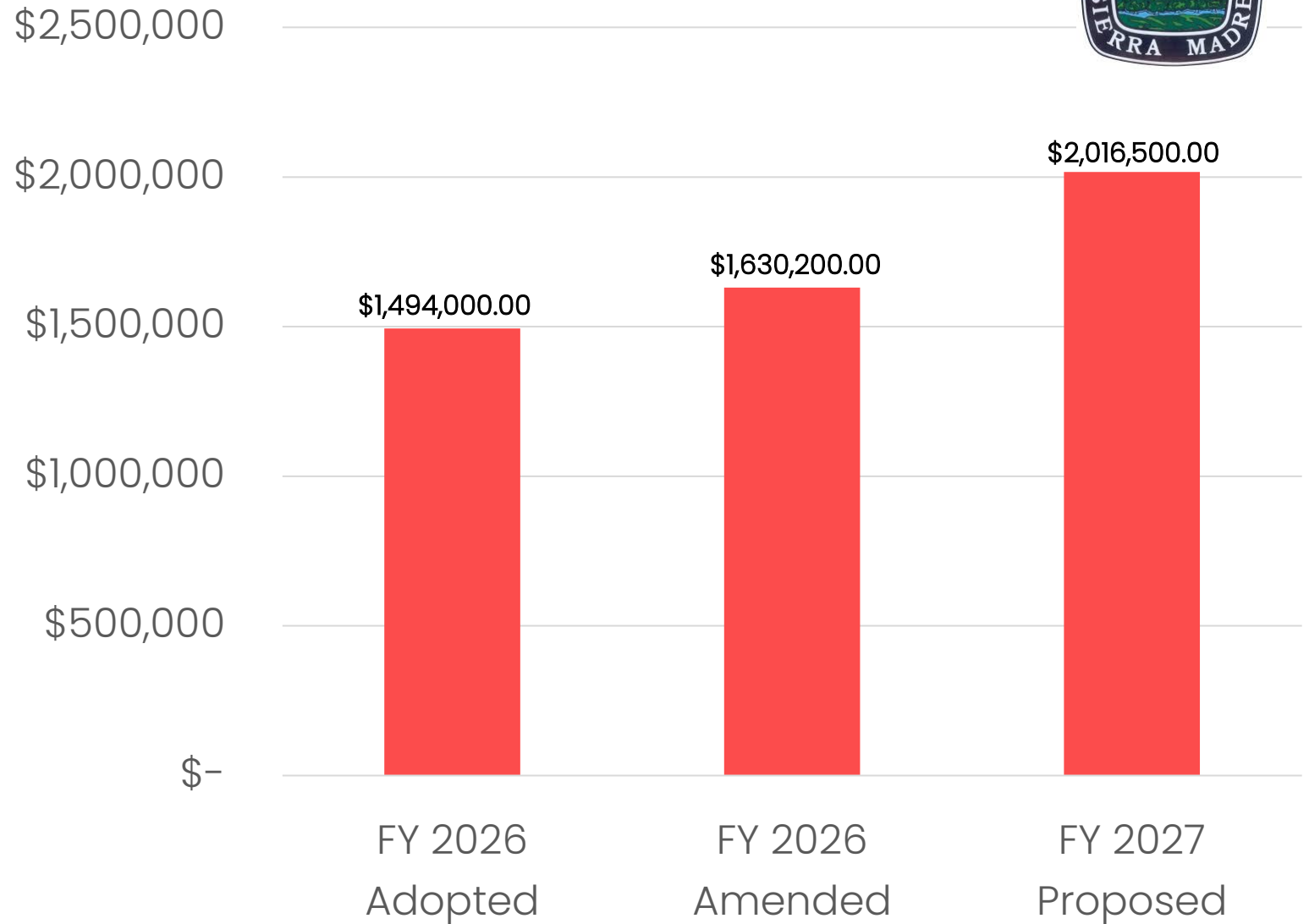
- Stonehouse Subdivision
- Meadows Subdivision and Entitlements
- ADU production



# **FY 2027 PROPOSED OPERATING BUDGET**



# REVENUE BUDGET





---

**34.9%**

Major Revenue Drivers:

Modernization

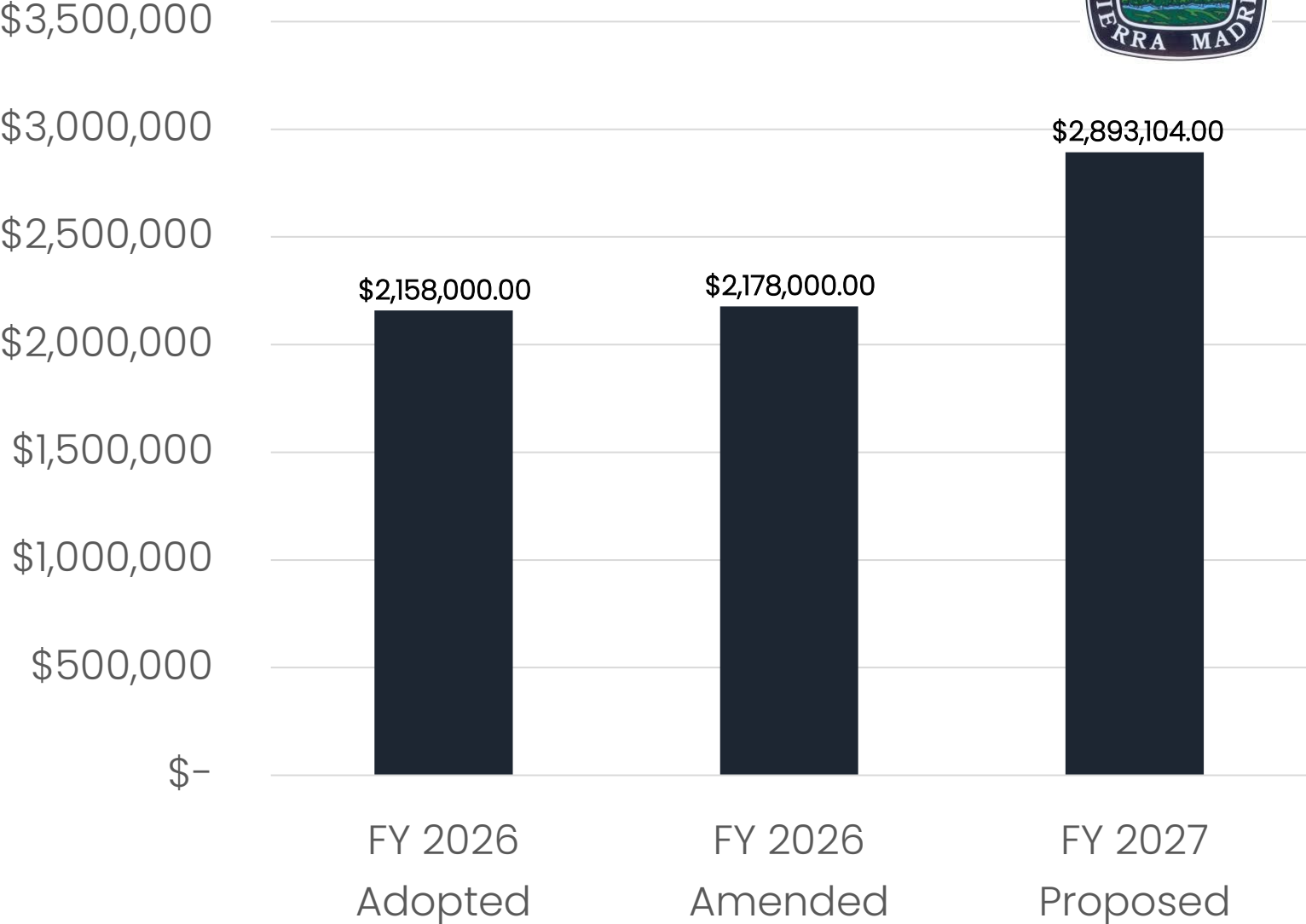
ADUs

Plan Reviews

Permits and Fees



# EXPENDITURE BUDGET





---

**9.4%**

### Major Expenditure Drivers:

Increased Permit Counter Demand  
Modernization & Technology  
Ongoing Subscription  
New Contract Services



# FY 2027 WORK PLAN

## **Regional Collaboration**

SGAC Local Data Exchange

SGAC 7th cycle Regional  
Housing Need Allocation  
Policy and Methodology

## **State Law Compliance**

Municipal Code Text  
Amendments


## **Expanded Services**

Address Assignments

Grading and Drainage

Demolition C&D Waste System

Environmental Arborist Review





# FY 2027 WORK PLAN

## **Modernization**


Enhance expanded services;  
Implement cloud platform for  
waste management tracking;  
Partner with AI platform for  
ADU pre-application

## **Organizational Growth**

Professional Development  
Technology  
Consultant Support

## **Entitlements & Permits**

Ginkgo II  
One Carter  
The Meadows





# BUDGET ENHANCEMENTS

## **Expanded Services - \$55,000**

Expanded services will introduce streamlined processes designed to provide a centralized, one-stop approach for permitting, inspections, and project tracking. This enhancement will improve operational transparency, coordination, and efficiency in managing development-related activities. Services funded through permit revenue will include grading and drainage review, environmental consulting, and contracted planning support.

## **Software Subscription - \$5,400**

Implementation of advanced technology solutions to improve operational efficiency and enhance customer service delivery. The software subscription will support improved transparency, tracking, and management of construction waste permits, inspections, and compliance reporting through a more streamlined and accessible digital process.



# BUDGET ENHANCEMENT SUMMARY

ITEM	ONE-TIME	ONGOING	TOTAL
Grading & Drainage Contract Services	-	\$20,000	<b>\$20,000</b>
Environmental Planner & Arborist Contract Services	-	\$30,000	<b>\$30,000</b>
Green Halo Demolition Permit	-	\$5,400	<b>\$5,400</b>
<b>TOTAL</b>	<b>\$0</b>	<b>\$55,400</b>	<b>\$55,400</b>



# STRATEGIC PLAN CORRELATION

## GOAL 1 – Organizational Stability

- Innovation & Technology Improvements

## GOAL 4 – Community Enrichment

- Enhance Communication & Collaboration
- Enhance Public Education on Key Civic Issues

---



# QUESTIONS



[Clare Lin, Director of Planning and Community Preservation]

**Planning & Community Preservation Department Budget Reconciliation**

	<b>Positions (FTE)</b>	<b>Expenditures</b>	<b>Revenues</b>	<b>Net</b>
<b><i>FY 25-26 Adopted Budget</i></b>	<b>6.00</b>	<b>\$ 2,158,000</b>	<b>\$ 1,494,000</b>	<b>\$ 664,000</b>
<b>Base Adjustments</b>				
<i>One-Time Prior Year Expenditures and Revenues Deleted</i>				
Elimination of Temporary Part-Time Permit Technician		\$ (20,000)	\$ -	\$ (20,000)
The Meadows Development Agreement Public Safety Contribution		\$ -	\$ (250,000)	\$ 250,000
Uncategorized Capital Project Fund Expenses		\$ (175,000)	\$ -	\$ (175,000)
<b>One-Time Prior Year Expenditures and Revenues</b>	<b>0.00</b>	<b>\$ (195,000)</b>	<b>\$ (250,000)</b>	<b>\$ 55,000</b>
<b>Adjustments to Costs of Ongoing Activities</b>				
Salary and Benefit Adjustment		\$ 60,245	\$ -	\$ 60,245
Allocated Charges		\$ 531,949	\$ -	\$ 531,949
Reclass 1.0 FTE Assistant Planner to Associate Planner		\$ 1,570	\$ -	\$ 1,570
Willdan Development Activity Contract Adjustment		\$ 222,240	\$ 715,000	\$ (492,760)
Special Legal Services Contract Adjustment		\$ 11,200	\$ -	\$ 11,200
Accela Software Subscription Costs (reallocated from IT ISF)		\$ 35,500	\$ -	\$ 35,500
DigEPlan Software Subscription Costs (reallocated from IT ISF)		\$ 10,000	\$ -	\$ 10,000
Axon Body Worn Camera - Code Enforcement		\$ 3,000	\$ -	\$ 3,000
Reduction in Other Supplies		\$ (1,000)	\$ -	\$ (1,000)
<b>Adjustments to Costs of Ongoing Activities</b>	<b>0.00</b>	<b>\$ 874,704</b>	<b>\$ 715,000</b>	<b>\$ 159,704</b>
<b><i>Total FY 26-27 Base Budget</i></b>	<b>6.00</b>	<b>\$ 2,837,704</b>	<b>\$ 1,959,000</b>	<b>\$ 878,704</b>
<b>Budget Enhancements</b>				
Grading and Drainage Permit Contract Services		\$ 20,000	\$ 23,000	\$ (3,000)
Environmental Review Contract Services		\$ 30,000	\$ 34,500	\$ (4,500)
Green Halo Demolition Permit Software Subscription Costs		\$ 5,400	\$ -	\$ 5,400
<b>Total Budget Enhancements</b>	<b>0.00</b>	<b>\$ 55,400</b>	<b>\$ 57,500</b>	<b>\$ (2,100)</b>
<b><i>Total FY 26-27 Proposed Budget</i></b>	<b>6.00</b>	<b>\$ 2,893,104</b>	<b>\$ 2,016,500</b>	<b>\$ 876,604</b>



# LIBRARY & COMMUNITY SERVICES

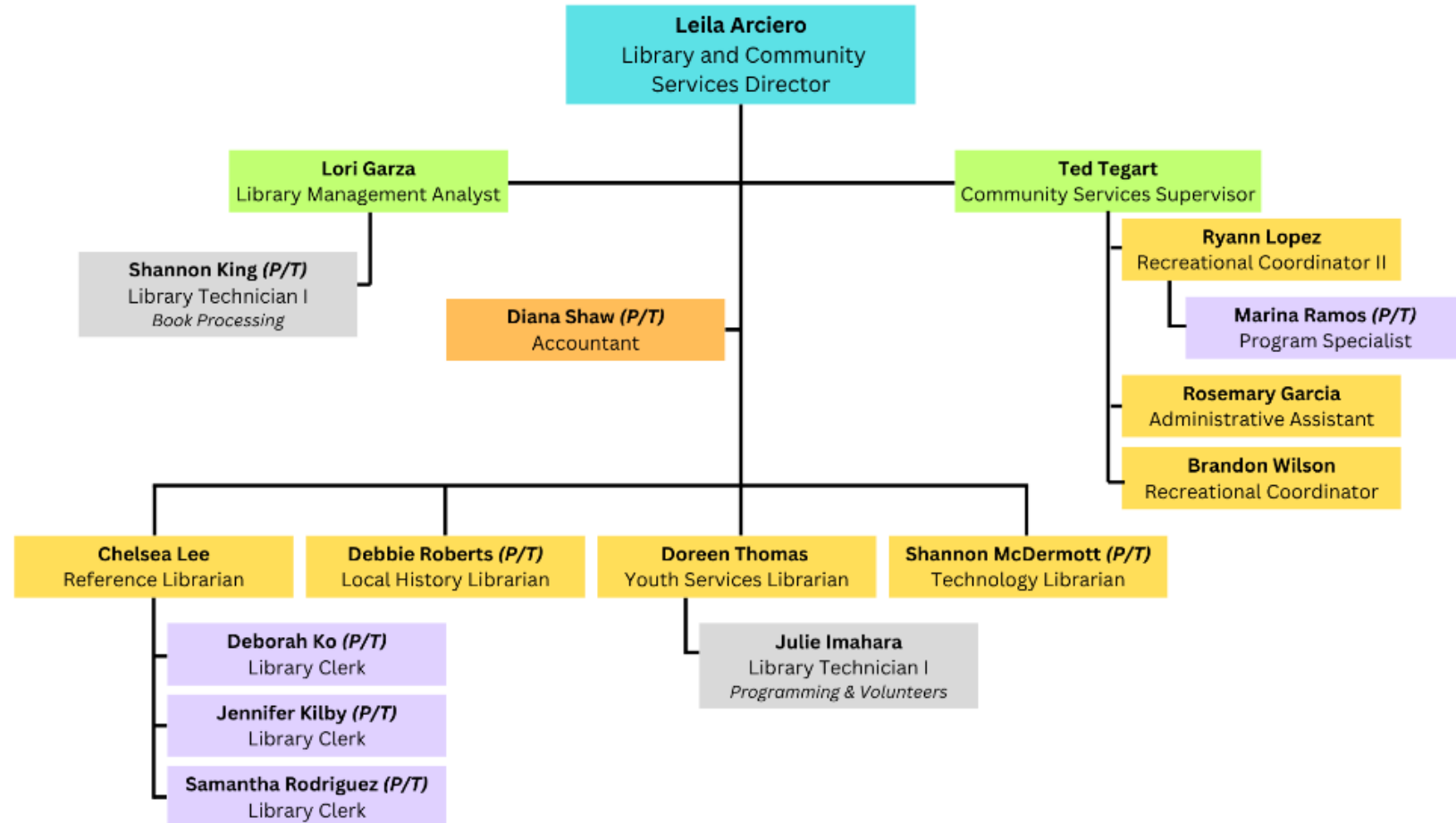
## FY 2027 PROPOSED OPERATING BUDGET

Leila Arciero, Library & Community Services Director





# LIBRARY & COMMUNITY SERVICES ORG CHART





## **WHAT WE DO: LIBRARY**

It is the mission of the Sierra Madre Public Library to provide free and equal access to information, ideas, technology, and the joy of reading to educate and empower our diverse community.



# **FY 2026 KEY ACCOMPLISHMENTS LIBRARY**

## **Library Meaningful Improvement Project**

Completed a transformative expansion and modernization of the Sierra Madre Library, increasing the facility size by over 60%, improving ADA accessibility, and completing a full seismic retrofit to enhance safety and services to the community.

## **Furniture, Fixtures, and Equipment**

Managed FF&E planning and procurement in partnership with TSK Architects, the Friends of the Sierra Madre Library, and the Sierra Madre Library Foundation to furnish and equip the renovated Library.

## **Secured Grant Extension**

Successfully obtained a two-month extension for the City's \$10 million Targeted State Grant, ensuring continued project funding and compliance.



# **FY 2026 KEY ACCOMPLISHMENTS LIBRARY**

## **Continued Library Operations During Construction**

Maintained library services and programming for the community while operating from the temporary facility at 350 W. Sierra Madre Blvd. Increased eResources with Freegal and Comics Plus.

## **Employee Development and Enrichment**

Expanded staff development opportunities through professional memberships, conferences, training programs, and wellness initiatives to strengthen employee growth and public service.

## **Sierra Madre Historical Preservation Society MOU**

Updated and finalized a new Memorandum of Understanding with the Sierra Madre Historical Preservation Society to strengthen collaboration and stewardship of the City's shared historical collections.



## **WHAT WE DO: COMMUNITY SERVICES**

The mission of Sierra Madre Community Services is to provide safe facilities, quality services, and programs that are affordable, open, and friendly, enriching the overall quality of life for all visitors and residents.



# **FY 2026 KEY ACCOMPLISHMENTS COMMUNITY SERVICES**

## **Social Media and Branding Efforts**

Expanded outreach and community engagement through enhanced social media presence, branding initiatives, and promotion of Community Services programs across traditional and digital platforms.

## **Enhanced Community Events**

Successfully launched the City's first Latino Heritage Festival, supported the Mount Wilson 5K Recovery Road Race, expanded Halloween Happenings programming, and increased July 3rd & 4th celebration attendance to more than 10,000 participants with over 100 parade entries.

## **Pickleball Court Conversion**

Completed the conversion of tennis courts into dedicated pickleball courts at Sierra Vista Park, expanding recreational opportunities for residents.



# **FY 2026 KEY ACCOMPLISHMENTS COMMUNITY SERVICES**

## **Field Use Agreement Updates**

Updated Field Use Agreements and Allocation Policies in collaboration with Sierra Madre Little League, Sierra Madre Girls Softball League, and Sierra Madre Pony League to improve scheduling, coordination, and community access.

## **Special Events Permit Improvements**

Created a revised Special Events Permit and will continue to refine it into the next fiscal year for community events.

## **Bingo Ordinance Reintroduction**

Reintroduced a Bingo Ordinance to support nonprofit fundraising efforts and expand community fundraising opportunities.

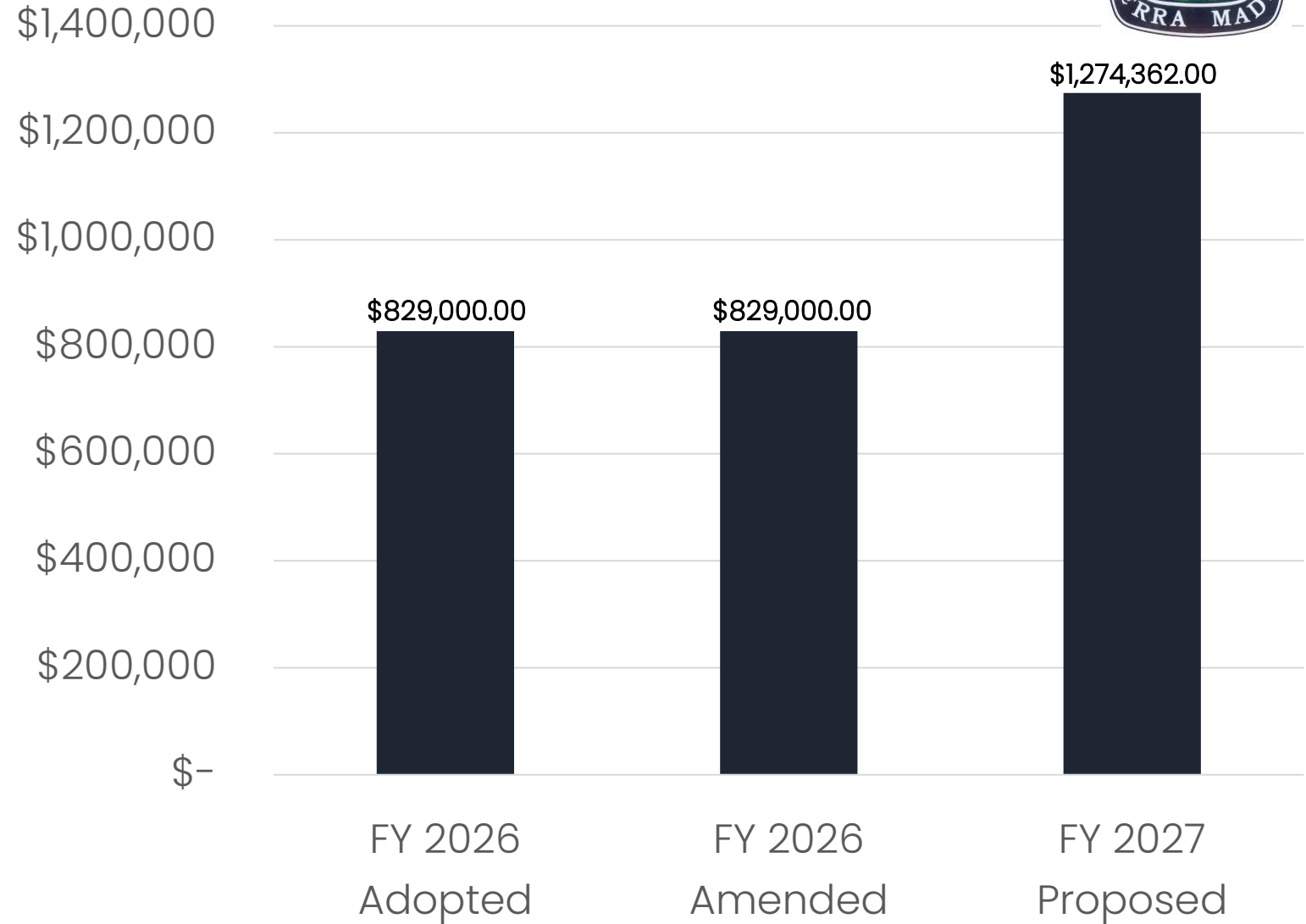


# **FY 2027 PROPOSED LIBRARY & COMMUNITY SERVICES OPERATING BUDGET**





# EXPENDITURE BUDGET *LIBRARY*





---

**24%**

The increase in library costs is driven by salary & benefit adjustments, the addition of part-time library staffing for the new facility, increase in books and contract costs.

These figures are net of allocated charges.



# **FY 2027 LIBRARY WORK PLAN**

## **Complete Library Reopening and Activation**


Successfully transition into full operations within the renovated and expanded Library.

## **Support Staff Development and Organizational Growth**

Continue investing in employee training, professional development, and workforce enrichment opportunities.

## **Preserve and Promote Local History**

Expand efforts to preserve, showcase, and provide public access to Sierra Madre's historical collections.





# **FY 2027 LIBRARY WORK PLAN**

## **Calendar & Reservations**


Implement a modern calendar and reservation system to streamline event registration and room bookings.

## **Update Policies & Procedures**

Update Library policies and procedures to align with the renovated facility and expanded services.

## **Library Strategic Plan**

Develop a comprehensive Library Strategic Plan to guide future growth, programs, and services to the community.





# **BUDGET ENHANCEMENTS LIBRARY**

## **Additional 0.45 FTE Library Technician**

Add a part-time Library Technician, funded through the Robert A. Day Trust, to expand programming support, enhance social media outreach, and assist with operations in the Library's new makerspace.

## **Additional 0.45 FTE Library Clerk**

Add a part-time Library Clerk to support daily operations within the expanded Library, improve shelving and circulation efficiency, and strengthen public service and programming support.

## **Calendar Development**

Implement a modern online calendar and registration platform to streamline event sign-ups, room reservations, and public access to Library programs and services.

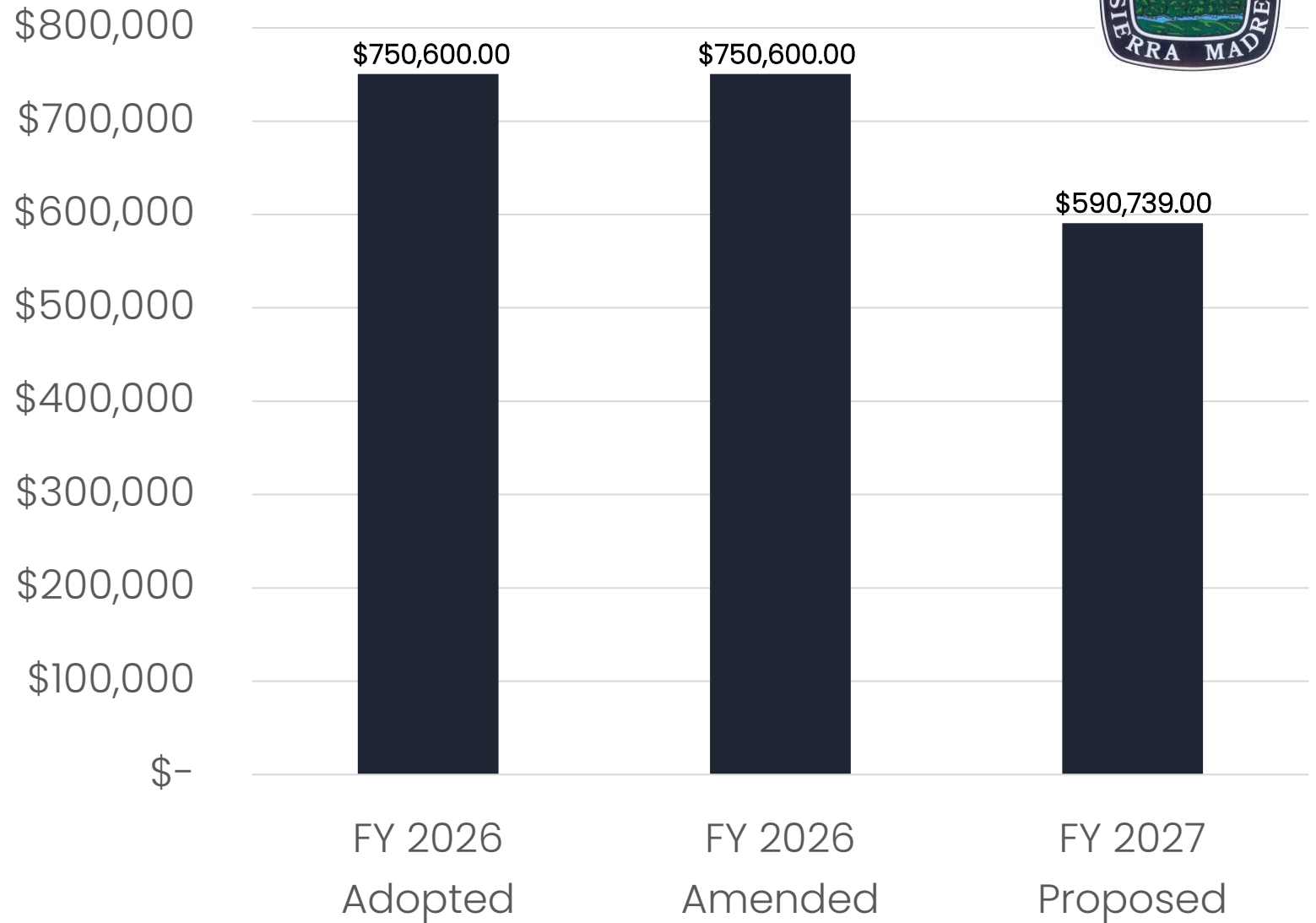


# BUDGET ENHANCEMENT SUMMARY

ITEM	ONE-TIME	ONGOING	TOTAL
P/T Library Technician	-	\$20,976	<b>\$20,976</b>
Calendar System	\$4,000	-	<b>\$4,000</b>
<b>TOTAL</b>	<b>\$4,000</b>	<b>\$20,976</b>	<b>\$24,976</b>



# **EXPENDITURE BUDGET COMMUNITY SERVICES**





---

**-27.1%**

The decrease in the Community Services' budget reflects increased fundraising support for community events, along with strategic efforts to streamline and prioritize event programming for the upcoming fiscal year. Additional one-time capital improvement funds were also removed from the budget, reflecting the majority of the decrease.

These figures are net of allocated charges.



# **FY 2027 COMMUNITY SERVICES WORK PLAN**

## **Community and Senior Services**


Expand and enhance community and senior services to better meet evolving resident needs.

## **Special Events Permit**

Collaborate with the Community Services Commission to implement an updated Special Events Permit process.

## **Park Facility Enhancements**

Utilize accumulated developer impact fees to assess and implement improvements to restroom facilities at City parks.





# **FY 2027 COMMUNITY SERVICES WORK PLAN**

## **Parks Master Plan**


Partner with consultants to develop a Parks Master Plan guiding future park improvements and recreational investments.

## **Senior Master Plan**

Collaborate with consultants to create a Senior Master Plan focused on enhancing programs and services for Sierra Madre seniors.

## **Community Events Evaluation**

Evaluate community events and programs to ensure they effectively serve community needs while maintaining fiscal responsibility.





# **STRATEGIC PLAN CORRELATION LIBRARY & COMMUNITY SERVICES**

---

## **Infrastructure, Innovation, and Public Access**

The Library renovation, expanded facility operations, technology improvements, makerspace services, and increased digital access directly support the Strategic Plan's goals related to infrastructure modernization, innovation, accessibility, and enhanced public service delivery.

## **Community Enrichment and Engagement**

Expanded programming, community events, cultural celebrations, senior services, and recreational improvements align with the Strategic Plan's objective to promote community wellness, civic engagement, and an unparalleled quality of life for residents.



# **STRATEGIC PLAN CORRELATION LIBRARY & COMMUNITY SERVICES**

---

## **Communication, Outreach, and Partnerships**

Enhanced social media efforts, public outreach initiatives, community partnerships, and the updated Historical Preservation Society MOU support the Strategic Plan's goals of improving communication, collaboration, and community connectivity.

## **Organizational Sustainability and Operational Excellence**

Employee development initiatives, additional staffing support, operational enhancements, and updated administrative processes align with the Strategic Plan's focus on staff development, organizational sustainability, and maintaining high-quality public services.



# **STRATEGIC PLAN CORRELATION *LIBRARY & COMMUNITY SERVICES***

---

## **Long-Term Planning and Community Investment**

The development of Parks, Senior Services, and Library strategic planning efforts supports the Strategic Plan's commitment to long-term community investment, sustainable growth, and future service expansion.



# QUESTIONS



Leila Arciero, Library & Community Services Director

**Library Budget Reconciliation**

	<b>Positions (FTE)</b>	<b>Expenditures</b>	<b>Revenues</b>	<b>Net</b>
<b><i>FY 25-26 Adopted Budget</i></b>	<b>8.15</b>	<b>\$ 885,000</b>	<b>\$ -</b>	<b>\$ 885,000</b>
<b>Base Adjustments</b>				
One-Time Prior Year Expenditures and Revenues Deleted				
N/A				\$ -
<b>One-Time Prior Year Expenditures and Revenues</b>	<b>0.00</b>	<b>\$ -</b>	<b>\$ -</b>	<b>\$ -</b>
<b>Adjustments to Costs of Ongoing Activities</b>				
Salary and Benefit Adjustment		\$ 147,925	\$ -	\$ 147,925
Allocated Charges		\$ 181,685	\$ -	\$ 181,685
Reclass 1.0 FTE Management Analyst to Library Services Manager		\$ 1,102	\$ -	\$ 1,102
Professional Services Contract Adjustment		\$ 4,000	\$ -	\$ 4,000
Books, Reference Materials, & Periodicals		\$ 13,800	\$ -	\$ 13,800
Other Purchased Supplies		\$ 18,500	\$ -	\$ 18,500
Conferences & Meetings		\$ (650)	\$ -	\$ (650)
<b>Adjustments to Costs of Ongoing Activities</b>	<b>0.00</b>	<b>\$ 366,362</b>	<b>\$ -</b>	<b>\$ 366,362</b>
<b>Total FY 26-27 Base Budget</b>	<b>8.15</b>	<b>\$ 1,251,362</b>	<b>\$ -</b>	<b>\$ 1,251,362</b>
<b>Budget Enhancements</b>				
Add 0.45 FTE Library Technician	0.45	\$ 19,000	\$ -	\$ 19,000
Calendar/Reservation System for Library & Community Services		\$ 4,000	\$ -	\$ 4,000
<b>Total Budget Enhancements</b>	<b>0.45</b>	<b>\$ 23,000</b>	<b>\$ -</b>	<b>\$ 23,000</b>
<b>Total FY 26-27 Proposed Budget</b>	<b>8.60</b>	<b>\$ 1,274,362</b>	<b>\$ -</b>	<b>\$ 1,274,362</b>

**Community Services Budget Reconciliation**

	<b>Positions (FTE)</b>	<b>Expenditures</b>	<b>Revenues</b>	<b>Net</b>
<b><i>FY 25-26 Adopted Budget</i></b>	<b>4.45</b>	<b>\$ 750,600</b>	<b>\$ -</b>	<b>\$ 750,600</b>
<b>Base Adjustments</b>				
<i>One-Time Prior Year Expenditures and Revenues Deleted</i>				
Uncategorized Capital Fund Expenditures		\$ (225,600)		\$ (225,600)
<b>One-Time Prior Year Expenditures and Revenues</b>	<b>0.00</b>	<b>\$ (225,600)</b>	<b>\$ -</b>	<b>\$ (225,600)</b>
<b>Adjustments to Costs of Ongoing Activities</b>				
Salary and Benefit Adjustment		\$ 9,829	\$ -	\$ 9,829
Allocated Charges		\$ 43,230	\$ -	\$ 43,230
Reclass 1.0 FTE Community Services Supervisor to Community Services Manager		\$ 7,780	\$ -	\$ 7,780
Special Event Supplies & Materials		\$ 4,900	\$ -	\$ 4,900
<b>Adjustments to Costs of Ongoing Activities</b>	<b>0.00</b>	<b>\$ 65,739</b>	<b>\$ -</b>	<b>\$ 65,739</b>
<b>Total FY 26-27 Base Budget</b>	<b>4.45</b>	<b>\$ 590,739</b>	<b>\$ -</b>	<b>\$ 590,739</b>
<b>Budget Enhancements</b>				
N/A				
<b>Total Budget Enhancements</b>	<b>0.00</b>	<b>\$ -</b>	<b>\$ -</b>	<b>\$ -</b>
<b>Total FY 26-27 Proposed Budget</b>	<b>4.45</b>	<b>\$ 590,739</b>	<b>\$ -</b>	<b>\$ 590,739</b>



# FINANCE DEPARTMENT

## FY 2027 PROPOSED OPERATING BUDGET

Harry Wong, Finance Director



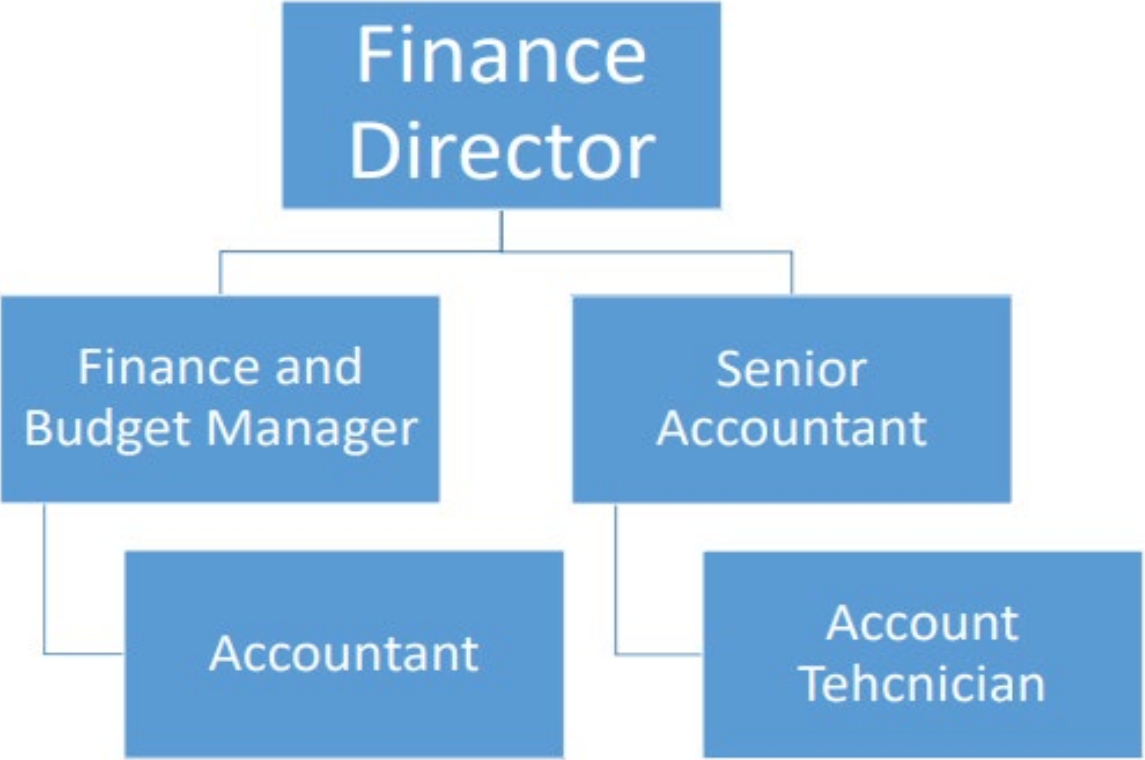


## **WHAT WE DO**

Finance Department is to employ best practices and be transparent in financial management, to strengthen and make judicious use of financial resources to achieve and build City resilience, and to focus on internal and external customer services in various support services.



# FINANCE DEPARTMENT ORG CHART





# **FY 2026 KEY ACCOMPLISHMENTS**

## **Budget & Annual Comprehensive Financial Report (ACFR)**

Timely prepared and issued the FY 2025-26 Budget and FY 2024-25 ACFR despite during the Finance Director vacancy

## **American Rescue Plan Act (ARPA) Examination**

Successfully completed the ARPA examination audit without findings

## **Department Reorganization – Utility Billing**

Reorganized Utility Billing function from the Administrative Services



# FY 2027 PROPOSED FINANCE DEPARTMENT OPERATING BUDGET



# EXPENDITURE BUDGET

\$1,600,000  
\$1,400,000  
\$1,200,000  
\$1,000,000  
\$800,000  
\$600,000  
\$400,000  
\$200,000  
\$-

FY 2026  
Adopted

FY 2026  
Amended

FY 2027  
Proposed

\$1,504,727.00





---

In previous budgets, the Finance Department budget was included in a central cost allocation budget and was not clearly defined. As a result, there is no meaningful year over year comparison. The FY 2027 proposed budget now includes a budget for the Finance Department. There are no budget enhancements proposed for FY 2027/



# FY 2027 FINANCE DEPARTMENT WORK PLAN

## **Budget Revamp**


Continue to revamp the budget book and budget process by restructuring the GL division and project codes to better present department and CIP budgets

## **Accounting & Reporting Policies**

To create missing accounting policies and update existing policies. For example: The Contracting & Purchasing Policy, Credit Card Issuance & Usage Policy, Travel & Meeting Policy, etc.

## **Automate Reporting**

To explore ways to automate the Budgeting, Accounts Payable and Payroll processes





# STRATEGIC PLAN CORRELATION

## GOAL 1 – Organizational Sustainability

- Create and maintain long-range financial plans, and establish key financial policies, such as Contracting & Purchasing Policy, Credit Card Issuance & Usage Policy and Travel & Meeting Policy

## GOAL 4 – Organizational Excellence

- Enhance budgeting process
- Enhance financial transparency

---



# QUESTIONS

Harry Wong, Finance Director



**Finance Department Budget Reconciliation**

	<b>Positions (FTE)</b>	<b>Expenditures</b>	<b>Revenues</b>	<b>Net</b>
<b><i>FY 25-26 Adopted Budget</i></b>	<b>5.00</b>	\$ -	\$ -	\$ -
<b>Base Adjustments</b>				
One-Time Prior Year Expenditures and Revenues Deleted				
N/A				\$ -
<b>One-Time Prior Year Expenditures and Revenues</b>	<b>0.00</b>	\$ -	\$ -	\$ -
<b>Adjustments to Costs of Ongoing Activities</b>				
Salary and Benefit Adjustment		\$ 823,952	\$ -	\$ 823,952
Allocated Charges		\$ 44,845	\$ -	\$ 44,845
Reallocation of 1.0 FTE Utility Account Specialist from Administrative Services	1.00	\$ 113,659	\$ -	\$ 113,659
Professional Services		\$ 178,000	\$ -	\$ 178,000
Office Supplies & City Postage		\$ 61,000	\$ -	\$ 61,000
Conferences & Meetings		\$ 14,330	\$ -	\$ 14,330
Memberships & Subscriptions		\$ 19,800	\$ -	\$ 19,800
Other Supplies		\$ 1,500	\$ -	\$ 1,500
County Administrative Tax Fees		\$ 96,900	\$ -	\$ 96,900
Banking Fees		\$ 127,900	\$ -	\$ 127,900
<b>Adjustments to Costs of Ongoing Activities</b>	<b>1.00</b>	\$ 1,481,886	\$ -	\$ 1,481,886
<b>Total FY 26-27 Base Budget</b>	<b>6.00</b>	\$ 1,481,886	\$ -	\$ 1,481,886
<b>Budget Enhancements</b>				
N/A				
<b>Total Budget Enhancements</b>	<b>0.00</b>	\$ -	\$ -	\$ -
<b>Total FY 26-27 Proposed Budget</b>	<b>6.00</b>	\$ 1,481,886	\$ -	\$ 1,481,886



|

# **CITY MANAGER'S OFFICE ADMINISTRATION**

## **FY 2027 PROPOSED OPERATING BUDGET**

Miguel Hernandez, Assistant City Manager





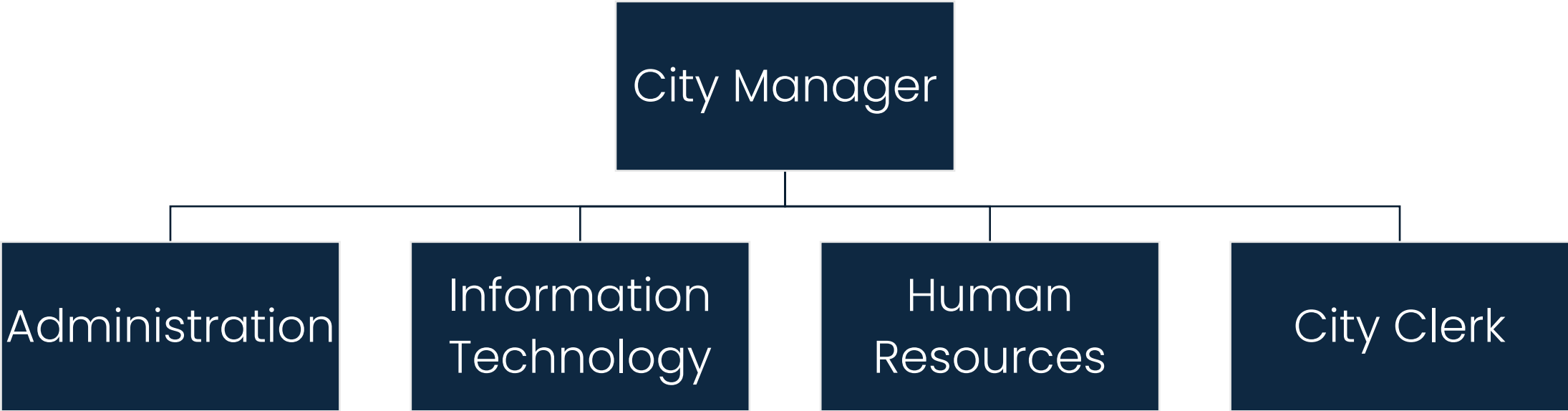
## **WHAT WE DO**

The Administration Division of the City Manager's Office provides administrative leadership for the City, overseeing daily operations and implementing the policies and goals established by the City Council.

The Administration Division coordinates with City departments, implements City's strategic initiatives, and works to ensure efficient, transparent, and responsive local government.

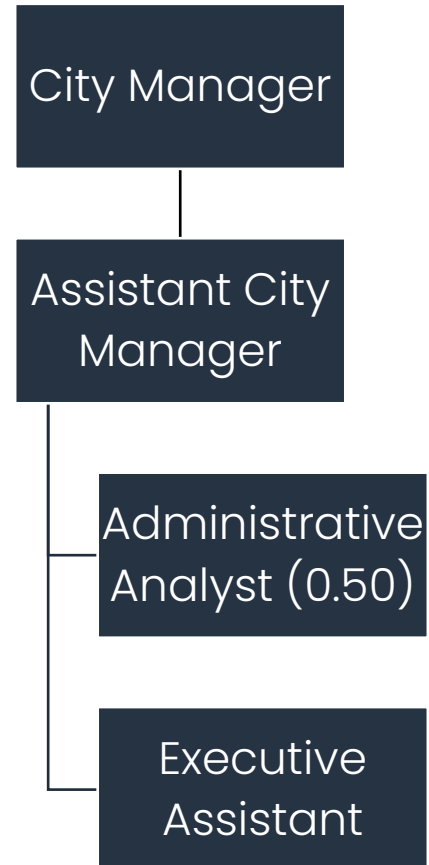


# CITY MANAGER'S OFFICE ORG CHART





# ADMINISTRATION DIVISION ORG CHART





# **FY 2026 KEY ACCOMPLISHMENTS**

## **Implementation of City Manager Weekly Report**

Provide Weekly updates to the City Council on administrative and service delivery for the preceding week.

## **Ad Hoc Revenue Committee**

Successfully supported the Ad Hoc Revenue Committee's work in support of enhancing the City's financial position.

## **Community Issues Survey**

Worked with a consultant to develop a community issues survey to identify key trends and emergent themes important to the Sierra Madre community.

## **General Fund Financial Forecast**

Worked with a consultant to develop the General Fund Long Range Financial Forecast to better ascertain the City's fiscal health.



# **FY 2026 KEY ACCOMPLISHMENTS**

## **Crossing Guard MOU with PUSD**

Collaborated with the Pasadena Unified School District to develop a cost sharing agreement for crossing guard services at PUSD schools in the City.

## **EOC Activations**

Coordinated three EOC activations in response to large winter storms.

## **Implementation of PlanetBids**


Led the implementation of PlanetBids, the City's new online e-procurement platform.

## **Measure GL – Gann Limit Measure**

Successful placement of Measure GL on the June 2, 2026, statewide primary ballot.



# **FY 2027 PROPOSED ADMINISTRATION OPERATING BUDGET**





# EXPENDITURE BUDGET

\$1,000,000

\$800,000

\$600,000

\$400,000

\$200,000

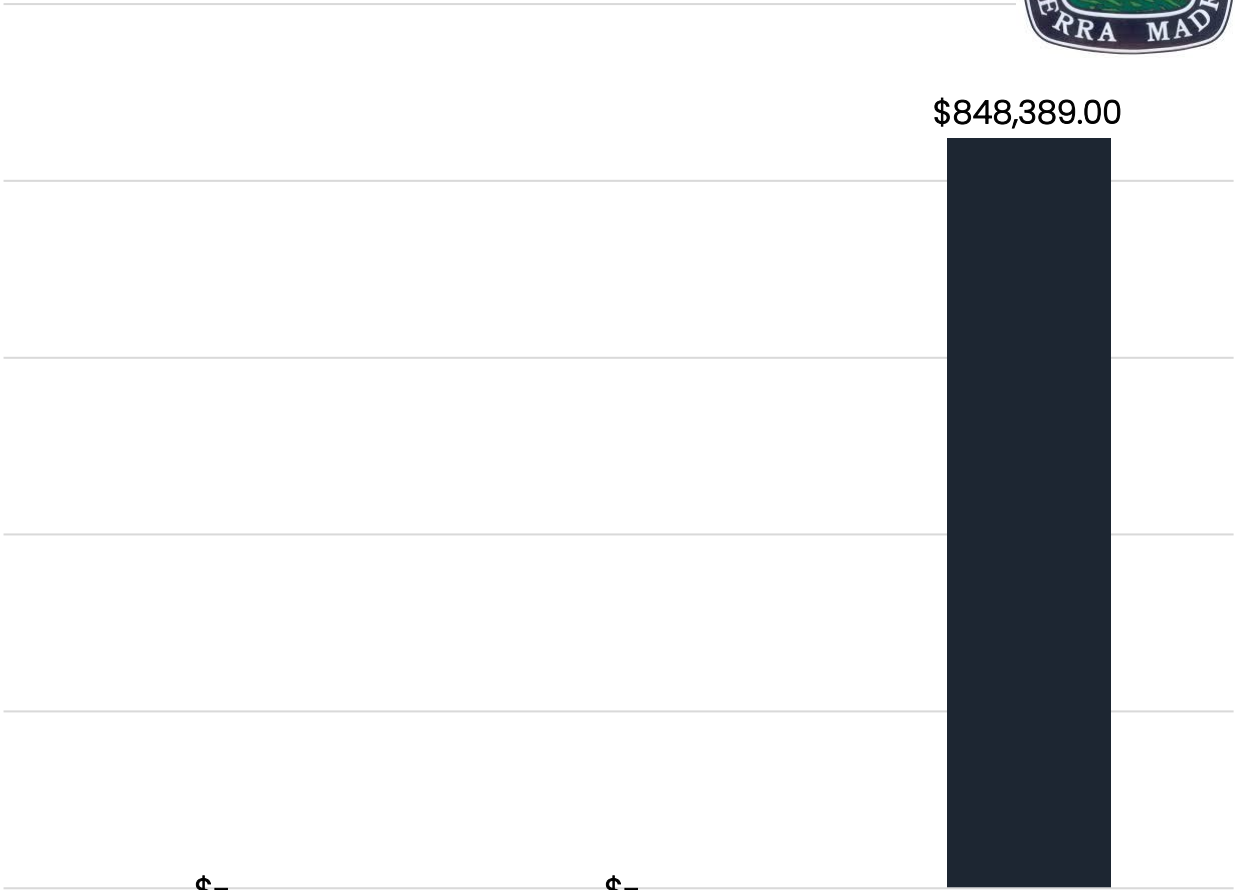
\$-

\$848,389.00

FY 2026  
Adopted

FY 2026  
Amended

FY 2027  
Proposed





---

In previous budgets, the Administration Division of the City Manager's Office was included in a central cost allocation budget and was not clearly defined. As a result, there is no meaningful year over year comparison. The FY 2027 proposed budget now includes a budget for Administration Division activities. Only one budget enhancement is proposed for the upcoming year which is a \$50,000 budget request for budget prioritization and economic development surveys.



# FY 2027 ADMINISTRATION DIVISION WORK PLAN

## **City Process Modernization**


Continue to review City process and procedures and leverage technology for cost savings and performance improvement

## **Administrative Policies & Procedures**

Develop a citywide catalogue of policies and procedures for administrative and City Council use

## **Elections & Onboarding**

Support the successful administration of City Council elections and onboarding of new City Council members





# BUDGET ENHANCEMENTS

## **Budget and Economic Development Surveys - \$50,000**

Work with a consultant to develop a community based budget prioritization survey in support of City's budgeting and service priorities. In addition, work with a consultant to develop an economic development survey to identify community preferences for services and amenities in Sierra Madre.



# BUDGET ENHANCEMENT SUMMARY

ITEM	ONE-TIME	ONGOING	TOTAL
Budget & Economic Development Surveys	\$50,000	-	\$50,000
<b>TOTAL</b>	\$50,000	-	\$50,000



# **STRATEGIC PLAN CORRELATION**

---

The Administration Division Work Plan directly supports and advances the City of Sierra Madre's Strategic Plan by aligning departmental priorities with the City's long-term vision for effective governance, fiscal responsibility, infrastructure investment, and community engagement. Through strategic leadership, organizational development, economic vitality efforts, and financial management, the City Manager's Office plays a central role in advancing the City Council's strategic goals and delivering high-quality municipal services to the community.



# QUESTIONS



Miguel Hernandez, Assistant City Manager

**CMO Administration Division Budget Reconciliation**

	<b>Positions (FTE)</b>	<b>Expenditures</b>	<b>Revenues</b>	<b>Net</b>
<b><i>FY 25-26 Adopted Budget</i></b>	<b>2.00</b>	<b>\$ -</b>	<b>\$ -</b>	<b>\$ -</b>
<b>Base Adjustments</b>				
<i>One-Time Prior Year Expenditures and Revenues Deleted</i>				
<i>N/A</i>				
<b>One-Time Prior Year Expenditures and Revenues</b>	<b>0.00</b>	<b>\$ -</b>	<b>\$ -</b>	<b>\$ -</b>
<b>Adjustments to Costs of Ongoing Activities</b>				
Salary and Benefit Adjustment		\$ 465,665	\$ -	\$ 465,665
Reallocation of 0.33 FTE Assistant City Manager	0.33	\$ 95,736	\$ -	\$ 95,736
Reallocation of 0.50 FTE Administrative Analyst	0.50	\$ 44,288	\$ -	\$ 44,288
Grant Management Consultant		\$ 55,200	\$ -	\$ 55,200
Conferences & Meetings		\$ 8,800	\$ -	\$ 8,800
Memberships & Subscriptions		\$ 19,000	\$ -	\$ 19,000
Other Purchased Supplies		\$ 9,700	\$ -	\$ 9,700
Contingency Account		\$ 100,000	\$ -	\$ 100,000
<b>Adjustments to Costs of Ongoing Activities</b>	<b>0.83</b>	<b>\$ 798,389</b>	<b>\$ -</b>	<b>\$ 798,389</b>
<b><i>Total FY 26-27 Base Budget</i></b>	<b>2.83</b>	<b>\$ 798,389</b>	<b>\$ -</b>	<b>\$ 798,389</b>
<b>Budget Enhancements</b>				
Budget Prioritization and Economic Development Surveys		\$ 50,000		\$ 50,000
<b>Total Budget Enhancements</b>	<b>0.00</b>	<b>\$ 50,000</b>	<b>\$ -</b>	<b>\$ 50,000</b>
<b><i>Total FY 26-27 Proposed Budget</i></b>	<b>2.83</b>	<b>\$ 848,389</b>	<b>\$ -</b>	<b>\$ 848,389</b>



# CITY MANAGER'S OFFICE HUMAN RESOURCES DIVISION

## FY 2027 PROPOSED OPERATING BUDGET

Miguel Hernandez, Assistant City Manager





## **WHAT WE DO**

The Human Resources Division partners with other City Departments to efficiently produce and sustain a customer service oriented and safety minded workforce while serving as the catalyst to assure employee success in the performance of the City's mission, keeping in focus that human resources are our most valued assets.



# WHAT WE DO

## Workforce Planning & Compliance

- Job classifications, policies, personnel rules, regulatory compliance
- Personnel files, confidentiality, records security

## Employee Support & Guidance

- Daily HR support for supervisors and employees
- Consistent interpretation and application of personnel practices

## Recruitment & Retention

- Targeted recruiting aligned with Sierra Madre values
- Streamlined hiring processes and updated classifications



# WHAT WE DO

## Employee Relations & Risk Management

- Workers' compensation case management, return-to-work, safety audits
- General Liability coverage coordination and risk-transfer strategies

## Benefits & Personnel Security

- Health, retirement, and wellness benefits support for all employee types
- Background checks, document control, confidentiality safeguards

## Training & Culture

- Citywide training: customer service, workplace safety, leadership development
- Engagement initiatives and department-specific training opportunities



# HUMAN RESOURCES DIVISION ORG CHART





# **FY 2026 KEY ACCOMPLISHMENTS**

## **Risk Management**

- Building a comprehensive Risk Management webpage and program
- Trainings such as Ethics AB 1234, Workplace Violence, preventing Discrimination Harassment, and Backsafe (public safety ergonomics) to reduce the City's exposure
- Acquiring Common Sense AI to improve efficiencies in reviewing insurance related documentation for contracts and permits
- Efforts in mitigating risk with General Liability and Workers Compensation claims



# **FY 2026 KEY ACCOMPLISHMENTS**

## **Personnel Services**

- Acquiring Holly AI software to improve and update job description and job market analysis for classification studies
- High level recruitments for City Manager, Public Works Director, and Finance Director
- Successful Open Enrollment for staff
- Setting up Roth 457 deferred compensation option for staff
- Initiating Citywide policy update project

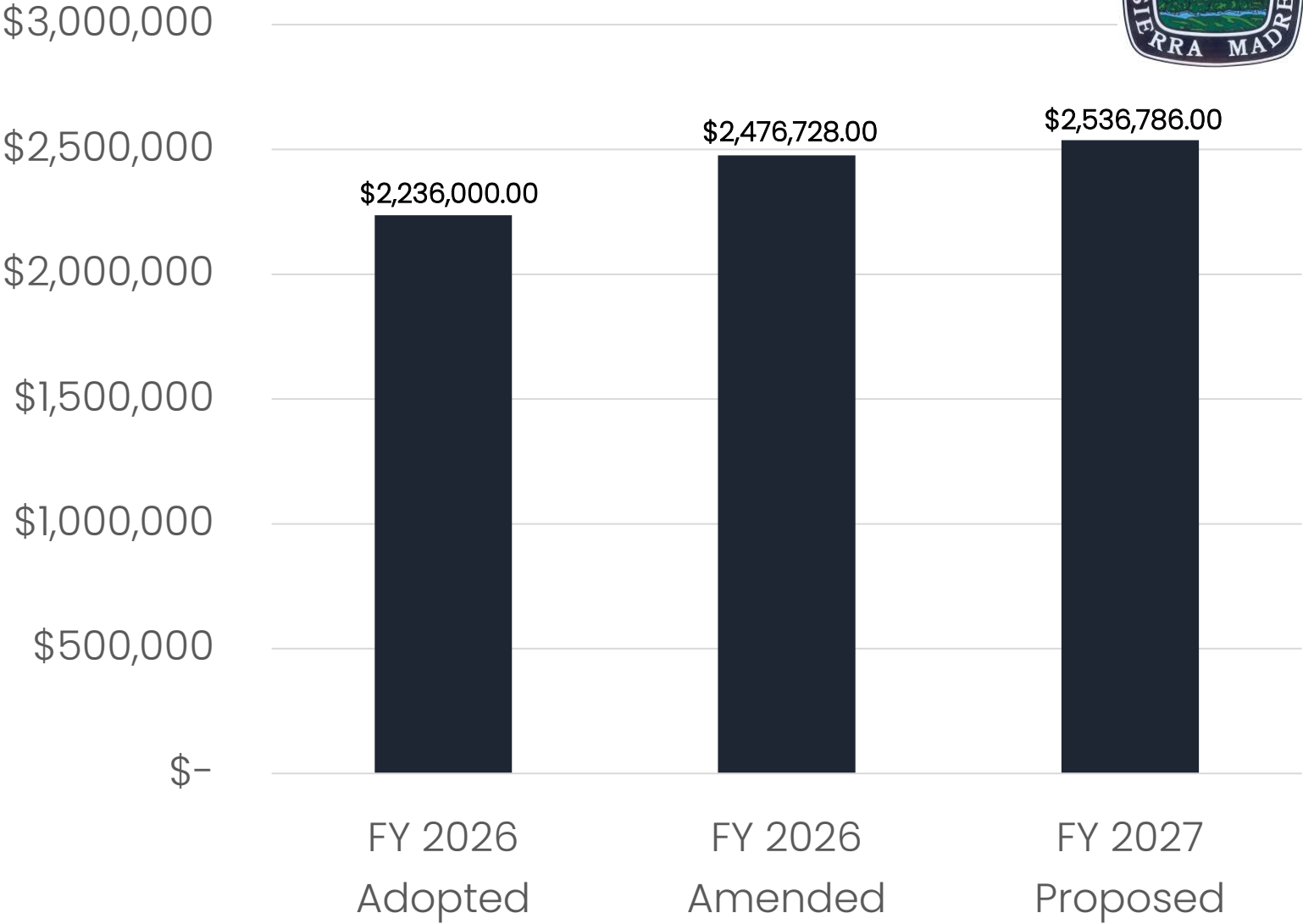


# FY 2027 PROPOSED HUMAN RESOURCES OPERATING BUDGET





# EXPENDITURE BUDGET





---

**13.5%**

JPIA insurance premiums and employment related legal fees are major cost drivers.

# FY 2026–27 HUMAN RESOURCES WORK PLAN



## **Common Sense AI**


Streamlined review of insurance documents require for approving and executing permits, agreements, and contracts

## **Records Management**

The Office will work to implement a new citywide records management system for increased transparency

## **HollyAI**

Streamlined collaboration with department heads to update job descriptions and compare compensation to the job market





## **STRATEGIC PLAN CORRELATION**

The Human Resources Division Work Plan directly supports and advances the City's strategic plan through process and service improvements designed to mitigate liability risk, drive employee satisfaction, promote strong recruitments, support employee retention and enhance employee culture.

---



# QUESTIONS



Miguel Hernandez, Assistant City Manager

**CMO Human Resources Division Budget Reconciliation**

	<b>Positions (FTE)</b>	<b>Expenditures</b>	<b>Revenues</b>	<b>Net</b>
<b><i>FY 25-26 Adopted Budget</i></b>	<b>2.00</b>	<b>\$ 2,236,000</b>	<b>\$ -</b>	<b>\$ 2,236,000</b>
<b>Base Adjustments</b>				
<i>One-Time Prior Year Expenditures and Revenues Deleted</i>				
Class & Comp Study		\$ (80,000)	\$ -	\$ (80,000)
<b>One-Time Prior Year Expenditures and Revenues</b>	<b>0.00</b>	<b>\$ (80,000)</b>	<b>\$ -</b>	<b>\$ (80,000)</b>
<b>Adjustments to Costs of Ongoing Activities</b>				
Salary and Benefit Adjustment		\$ (12,367)	\$ -	\$ (12,367)
Reallocation of 0.33 FTE Assistant City Manager	0.33	\$ 95,736	\$ -	\$ 95,736
JPIA Insurance Adjustment		\$ 199,920	\$ -	\$ 199,920
Legal Services, Claims & Settlements		\$ 96,127		\$ 96,127
Other Contract Services		\$ 1,370		\$ 1,370
<b>Adjustments to Costs of Ongoing Activities</b>	<b>0.33</b>	<b>\$ 380,786</b>	<b>\$ -</b>	<b>\$ 380,786</b>
<b><i>Total FY 26-27 Base Budget</i></b>	<b>2.33</b>	<b>\$ 2,536,786</b>	<b>\$ -</b>	<b>\$ 2,536,786</b>
<b>Budget Enhancements</b>				
N/A				
<b>Total Budget Enhancements</b>	<b>0.00</b>	<b>\$ -</b>	<b>\$ -</b>	<b>\$ -</b>
<b><i>Total FY 26-27 Proposed Budget</i></b>	<b>2.33</b>	<b>\$ 2,536,786</b>	<b>\$ -</b>	<b>\$ 2,536,786</b>



# CITY MANAGER'S OFFICE CITY CLERK

## FY 2027 PROPOSED OPERATING BUDGET

Laura Aguilar, City Clerk

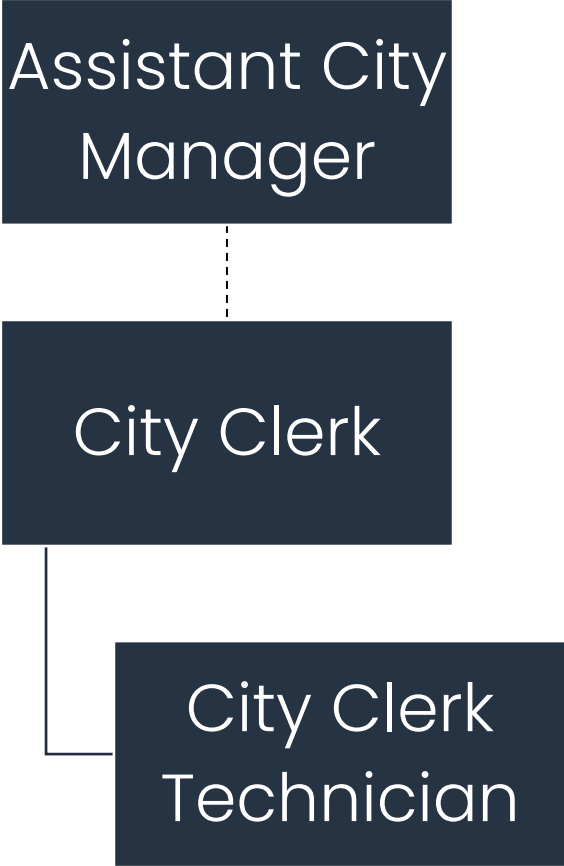




## **WHAT WE DO**

The City Clerk's Office is responsible for agenda preparation for City Council meetings and the recording of minutes, the City's official recordkeeper for contracts, resolutions, and ordinances, responding to requests for public records, advertising of legal notices, recodifying newly adopted municipal codes, administering oaths, complying with State Conflict of Interest and Campaign Reporting Laws, and managing municipal General and Special Elections.

# CITY CLERK'S OFFICE ORG CHART





# **FY 2026 KEY ACCOMPLISHMENTS**

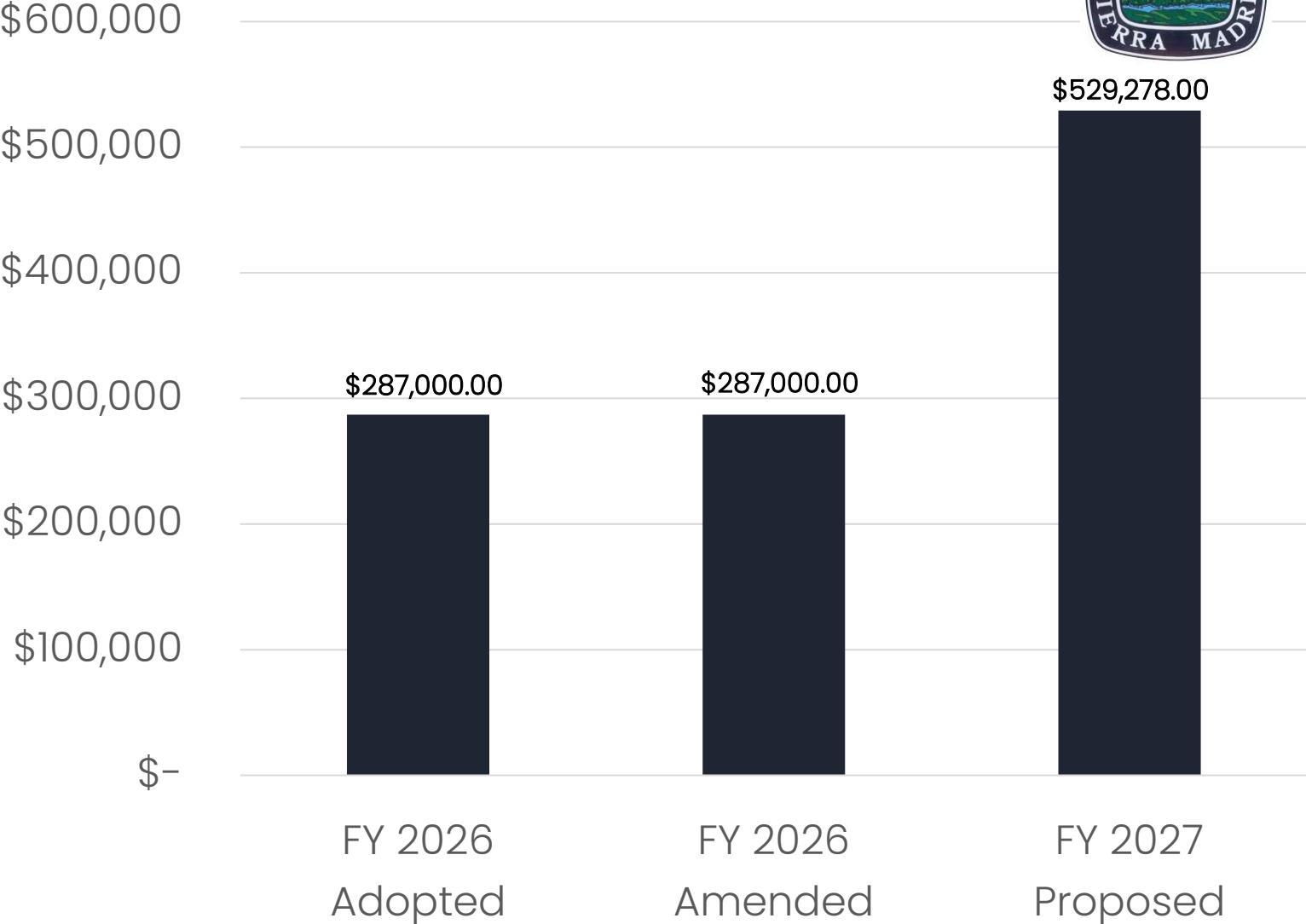
- Developed and implemented first Student Commissioner program
- Updated the Record Retention Policy
- Updated the City's Donation Policy
- Special Election June 2, 2026
- Completed over 300 requests for public records
- Successfully implemented new agenda management software
- Utilization of DocuSign for all contract workflow
- Update all City Council and Commission agenda and staff report templates for consistency



# **FY 2027 PROPOSED CITY CLERK OPERATING BUDGET**



# EXPENDITURE BUDGET





# 84%

A significant portion of the City Clerk's Office budget was directly charged to the City's enterprise funds. The FY 2027 budget corrects those entries.

November 2026 General Election costs are a major budget cost driver as well as a one-time expenditure for the acquisition of a records management system.



# FY 2027 CITY CLERK WORK PLAN

## **Conflict of Interest**

Implement Software for Electronic FPPC filings for compliance and transparency


## **Records Management**

The Office will work to implement a new citywide records management system for increased transparency

## **General Election**

November 3, 2026

Three City Council seats on the ballot.



# BUDGET ENHANCEMENTS

## **Record Management System – (\$75,000)**

Improving access to public records

Request for Proposals in Process

## **Electronic Filings FPPC – (\$2,500)**

Transparency and compliance

Pending Implementation





# BUDGET ENHANCEMENT SUMMARY

ITEM	ONE-TIME	ONGOING	TOTAL
Records Management System	\$75,000	\$15,000	<b>\$90,000</b>
Electronic Filings System	\$2,500	\$1,500	<b>\$4,000</b>
<b>TOTAL</b>	<b>\$77,500</b>	<b>\$16,500</b>	<b>\$94,000</b>



# **STRATEGIC PLAN CORRELATION**

GOAL 4 – Community Enrichment

Objective 4.2 Enhance communication and collaboration across community groups

Objective 4.3 Enhance public education on key community issues

---



# QUESTIONS

Laura Aguilar, City Clerk



**CMO City Clerk Budget Reconciliation**

	<b>Positions (FTE)</b>	<b>Expenditures</b>	<b>Revenues</b>	<b>Net</b>
<b><i>FY 25-26 Adopted Budget</i></b>	<b>2.00</b>	<b>\$ 224,000</b>	<b>\$ -</b>	<b>\$ 224,000</b>
<b>Base Adjustments</b>				
<i>One-Time Prior Year Expenditures and Revenues Deleted</i>				
N/A				
<b>One-Time Prior Year Expenditures and Revenues</b>	<b>0.00</b>	<b>\$ -</b>	<b>\$ -</b>	<b>\$ -</b>
<b>Adjustments to Costs of Ongoing Activities</b>				
Salary and Benefit Adjustment		\$ 127,574	\$ -	\$ 127,574
Election Costs		\$ 100,500	\$ -	\$ 100,500
Other Contract Services		\$ (296)	\$ -	\$ (296)
<b>Adjustments to Costs of Ongoing Activities</b>	<b>0.00</b>	<b>\$ 227,778</b>	<b>\$ -</b>	<b>\$ 227,778</b>
<b><i>Total FY 26-27 Base Budget</i></b>	<b>2.00</b>	<b>\$ 451,778</b>	<b>\$ -</b>	<b>\$ 451,778</b>
<b>Budget Enhancements</b>				
Records Management System		\$ 75,000	\$ -	\$ 75,000
Electronic Filing System - E-File		\$ 2,500	\$ -	\$ 2,500
<b>Total Budget Enhancements</b>	<b>0.00</b>	<b>\$ 77,500</b>	<b>\$ -</b>	<b>\$ 77,500</b>
<b><i>Total FY 26-27 Proposed Budget</i></b>	<b>2.00</b>	<b>\$ 529,278</b>	<b>\$ -</b>	<b>\$ 529,278</b>



|

# **CITY MANAGER'S OFFICE INFORMATION TECHNOLOGY**

## **FY 2027 PROPOSED OPERATING BUDGET**

Oscar Millan, IT Manager



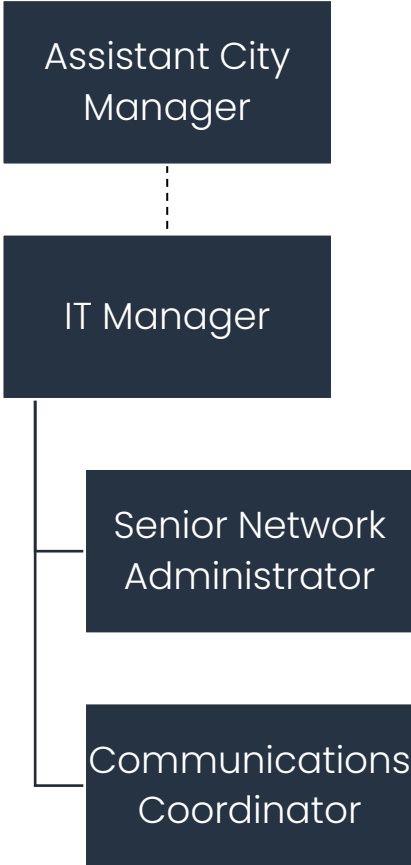


## **WHAT WE DO**

Empower Citizens and City Staff to innovate through the use of technology and to increase the rate of technological advancement to better serve our community.



# INFORMATION TECHNOLOGY ORG CHART





# **FY 2026 KEY ACCOMPLISHMENTS**

## **Cybersecurity Improvements**

Implement new Managed Detection and Response services to further strengthen the City's cybersecurity posture.

## **New City Website**

Launched a new City Website with enhanced AI Digital Assistance (Sierra).

## **Measure GL Public Information Campaign**

Supporting development of a public information effort for Measure GL to provide clear, factual information on the Gann Limit.

## **Enhanced Social Media Engagement**

Expanded digital outreach from March 2025 to present, generating over 1.7 million organic views across City social media platforms.



# **FY 2026 KEY ACCOMPLISHMENTS**

## **City Council Chambers Technology Improvements**

Modernize the City Council Chambers with upgraded technology that supports compliance with state mandates for virtual meetings.

## **Microsoft 365 Deployment**

Completed migration of on-premise Exchange server to the cloud along with deployment of 0365 Applications.

## **Agenda Management System**

Implemented a new Agenda Management System to streamline the Agenda process and enhance transparency.

## **Wildlife Outreach**

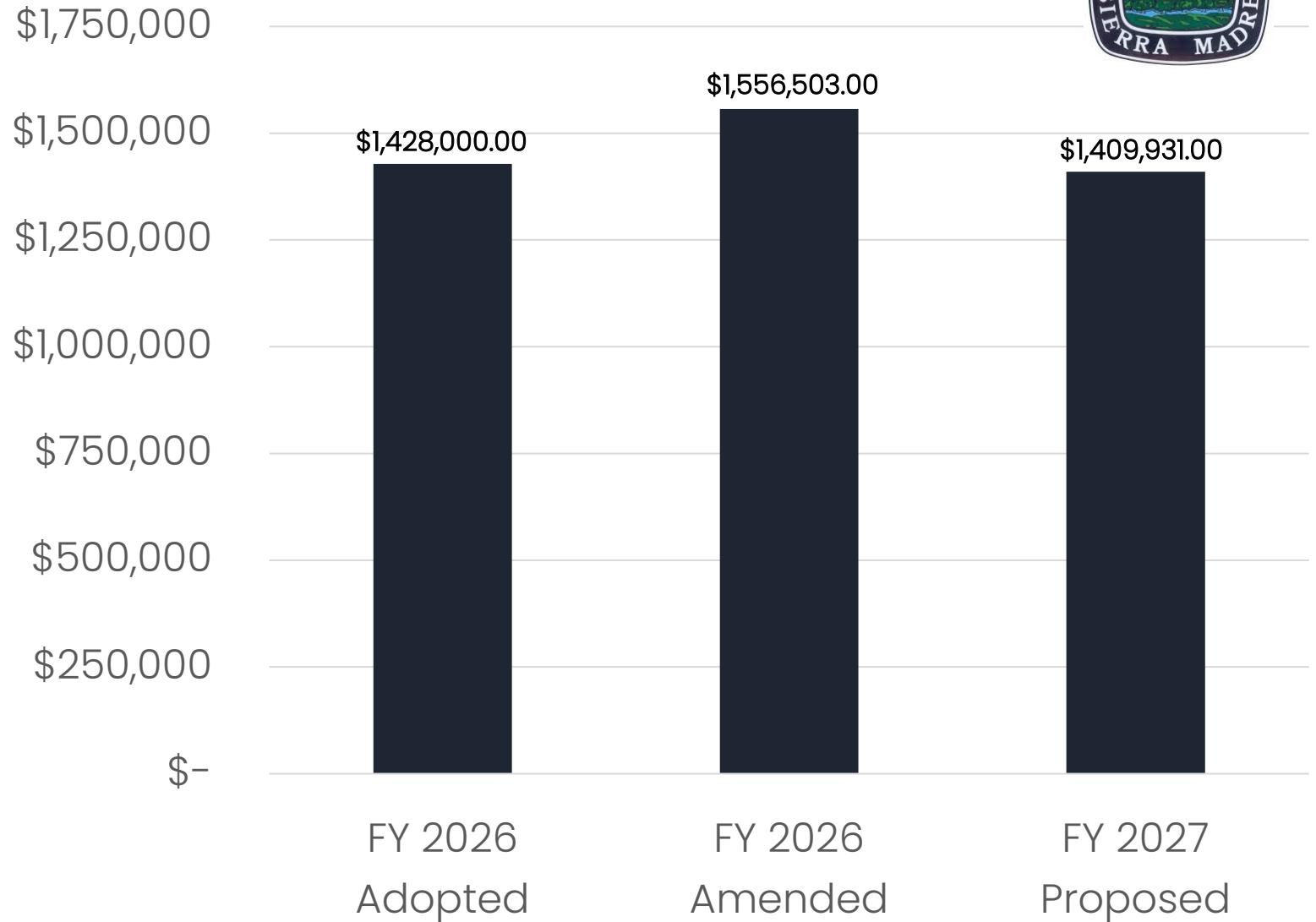
Supported Citywide communication efforts during increased wildlife activity by developing the Wildlife Calendar Campaign to reinforce safe coexistence messaging.



# **FY 2027 PROPOSED INFORMATION TECHNOLOGY OPERATING BUDGET**



# EXPENDITURE BUDGET





Information Technology is proposing a small budget decrease in year over year.

The decrease is driven by:

1. Aggressive renegotiation of existing contracts.
2. Implementation of modern, state of the art technology.
3. Replacement of legacy enterprise software platforms.

All cost cutting measures.

Doing more with less, reinvesting where its needed most.

—

**-1.3%**



# FY 2027 INFORMATION TECHNOLOGY WORK PLAN

## **GIS/Asset Management System**


Support the Public Works Department in their efforts to implement their new platform.

## **SEIM - Implementation**

Enhance the City's Cybersecurity posture by implementing a system that tracks all information alerts.

## **Library Support**

Support the infrastructure requirements of a new Library Building.





# FY 2027 INFORMATION TECHNOLOGY WORK PLAN

## **MFA – Implementation**


Enhance adoption of Multifactor Authentication to secure the City’s user accounts.

## **SSO – Implementation**

Enhance the City’s Cybersecurity posture by implementing single sign on capabilities and eliminating multiple passwords.

## **AI – Initiatives**

Continue researching AI technology that will modernize service delivery while continuing to serve as the HP Garage of AI.





# FY 2027 INFORMATION TECHNOLOGY WORK PLAN

## **ADA Compliance– Implementation**


Support Citywide ADA digital accessibility standards by Spring 2027.

## **Visual Media Expansion**

Enhance the City's public image through expanded photo and video content.

## **Public Information**

Provide clear, factual information on key City initiatives.





# BUDGET ENHANCEMENTS

## **Desktop Refresh Project - \$45,000**

This project will replace approximately 25% of aging City computer workstations that are approaching end-of-life and no longer meet current performance, security, and software compatibility standards. The refresh will support reliable daily operations across City departments by reducing downtime and ensuring compatibility with modern applications and cybersecurity protections.

## **Cybersecurity Project - \$45,000**

This project will implement a Security Information and Event Management (SIEM) solution to strengthen the City's cybersecurity monitoring, threat detection, and incident response capabilities. The SIEM platform will centralize and analyze security logs and events from City systems, servers, network devices, and cloud services to provide real-time visibility into potential cyber threats and suspicious activity. This implementation will improve the City's ability to detect ransomware, unauthorized access attempts, phishing activity, and other cybersecurity incidents before they disrupt operations or compromise sensitive information.



# BUDGET ENHANCEMENTS

## **Data Center Refresh Project - \$25,000**

This project will upgrade a portion of the City's core data center network infrastructure to a 10 Gigabit backbone to improve network performance, reliability, and capacity for critical City operations. The upgrade will modernize existing switching and connectivity equipment to support increasing bandwidth demands from cloud services, cybersecurity systems, data backups, virtual servers, and daily departmental operations.

## **IdP Implementation - \$18,000**

This implementation will support secure authentication to Microsoft 365 for City Hall and Police staff. This initiative aligns with FBI Criminal Justice Information Services (CJIS) Security Policy requirements, including multi-factor authentication, access control, and audit logging for systems that may handle sensitive law enforcement data via email and collaboration tools.

# BUDGET ENHANCEMENTS



## **SSO Implementation - \$8,000**

The project will improve the consistency of authentication for Microsoft 365 access and strengthen security against credential compromise and unauthorized access. This investment supports a more secure and compliant cloud environment while ensuring reliable delivery of City services.

## **ZTNA Implementation - \$6,000**

Secure remote access for police vehicle Mobile Data Computers (MDCs) and other field systems that handle sensitive law enforcement data. This work aligns with FBI Criminal Justice Information Services (CJIS) security requirements, including encryption, access control, and auditability, which are required for access to state and federal law enforcement systems. The project will also improve the consistency of secure connectivity across cellular and internal networks for field operations. This investment reduces the risk of unauthorized access or data exposure while supporting continued delivery of public safety services.



# BUDGET ENHANCEMENTS

## **DocAccess Licensing - \$5,000**

This investment will enhance accessibility of documents on the City's website by providing screen reader-friendly formats, translation capabilities, and improved access for users with disabilities, supporting ADA compliance efforts.

## **Water Billing Printer - \$2,000**

This project will purchase and deploy a dedicated printer for Water Billing to improve operational efficiency, workflow reliability, and customer service responsiveness. A dedicated printer will streamline operations, reduce interruptions, improve document handling security. The project will also help reduce congestion on shared printing equipment and support more efficient day-to-day operations for a critical customer facing City service.



# **BUDGET ENHANCEMENTS**

## **Planning Work Station - \$2,500**

This investment will enhance the Planning Department's ability to support expanded service delivery, including technical support for grading, drainage and environmental consulting services through the addition of a new work station.

## **Drone Aerial Photography - \$3,900**

This initiative will enhance the City's public image by capturing high-quality aerial imagery to showcase City amenities, events, and community character.



# BUDGET ENHANCEMENT SUMMARY

ITEM	ONE-TIME	ONGOING	TOTAL
Desktop Refresh Project	\$45,000		<b>\$45,000</b>
Cybersecurity Project	\$45,000		<b>\$45,000</b>
Data Center Refresh	\$25,000		<b>\$25,000</b>
IDP Implementation	\$18,000	-	<b>\$16,000</b>
SSO Implementation	\$8,000	-	<b>\$8,000</b>
ZTNA Implementation	\$6,000	-	<b>\$6,000</b>
DocAccess	-	\$5,000	<b>\$5,000</b>
Water Billing Printer	\$2,000		<b>\$2,000</b>
Plan Check Monitors	\$2,500		<b>\$2,500</b>
Drone Photography	\$3,900	-	<b>\$3,900</b>
<b>TOTAL</b>	<b>\$155,400</b>	<b>\$5,000</b>	<b>\$160,400</b>



# **STRATEGIC PLAN CORRELATION**

IT Work Plan initiatives align with the City's Strategic Plan goals related to cybersecurity, accessibility, innovation, digital services, public communication, and City branding.

These efforts support enhanced security, improved accessibility, expanded community engagement, and continued modernization of City technology and communication systems.

---



# QUESTIONS

Oscar Millan, IT Manager



**CMO IT Division Budget Reconciliation**

	<b>Positions (FTE)</b>	<b>Expenditures</b>	<b>Revenues</b>	<b>Net</b>
<b><i>FY 25-26 Adopted Budget</i></b>	<b>3.00</b>	<b>\$ 1,428,000</b>	<b>\$ -</b>	<b>\$ 1,428,000</b>
<b>Base Adjustments</b>				
<i>One-Time Prior Year Expenditures and Revenues Deleted</i>				
Uncategorized Capital Project Fund Expenses		\$ (129,861)	\$ -	\$ (129,861)
<b>One-Time Prior Year Expenditures and Revenues</b>	<b>\$ -</b>	<b>\$ (129,861)</b>	<b>\$ -</b>	<b>\$ (129,861)</b>
<b>Adjustments to Costs of Ongoing Activities</b>				
Salary and Benefits Adjustments		\$ (6,294)		\$ (6,294)
Reallocation of 0.33 FTE Assistant City Manager	0.33	\$ 95,736	\$ -	\$ 95,736
Reallocation of 0.50 FTE Administrative Analyst	(0.50)	\$ (44,288)	\$ -	\$ (44,288)
Senior Network Administrator Salary Schedule Adjustment		\$ 8,517		\$ 8,517
Reduction in Subscriptions Replaced by 0365 (Zoom, Dropbox, etc.)		\$ (8,000)		\$ (8,000)
Elimination of Telecom Services - Temporary Library		\$ (21,500)		\$ (21,500)
Reduction in Microsoft Software Assurance		\$ (15,029)		\$ (15,029)
Elimination of Hosting Fees from Previous Website Provider		\$ (6,000)		\$ (6,000)
Reduction in Training Classes		\$ (2,500)		\$ (2,500)
Reduction in WMJ Communications Fiber and Network Wiring		\$ (5,000)		\$ (5,000)
Reductions in Conference Attendance		\$ (6,250)		\$ (6,250)
Renegotiated VoIP Contract		\$ (30,000)		\$ (30,000)
Renegotiated Print Contract		\$ (8,000)		\$ (8,000)
<b>Adjustments to Costs of Ongoing Activities</b>	<b>(0.17)</b>	<b>\$ (48,608)</b>	<b>\$ -</b>	<b>\$ (48,608)</b>
<b>Total FY 26-27 Base Budget</b>	<b>2.83</b>	<b>\$ 1,249,531</b>	<b>\$ -</b>	<b>\$ 1,249,531</b>
<b>Budget Enhancements</b>				
Desktop Refresh Project		\$ 45,000		\$ 45,000
Cybersecurity Project		\$ 45,000		\$ 45,000
Data Center Refresh Project - 10 GIG		\$ 25,000		\$ 25,000
IDP Implementation		\$ 18,000		\$ 18,000
ZTNA Network Implementation		\$ 6,000		\$ 6,000
SSO Implementation		\$ 8,000		\$ 8,000
DocAccess Licensing		\$ 5,000		\$ 5,000
Water Billing Printer		\$ 2,000		\$ 2,000
Plan Check Monitors		\$ 2,500		\$ 2,500
Drone Photography		\$ 3,900		\$ 3,900
<b>Total Budget Enhancements</b>	<b>0.00</b>	<b>\$ 160,400</b>	<b>\$ -</b>	<b>\$ 160,400</b>
<b>Total FY 26-27 Proposed Budget</b>	<b>2.83</b>	<b>\$ 1,409,931</b>	<b>\$ -</b>	<b>\$ 1,409,931</b>

**City Attorney Budget Reconciliation**

	<b>Positions (FTE)</b>	<b>Expenditures</b>	<b>Revenues</b>	<b>Net</b>
<b><i>FY 25-26 Adopted Budget</i></b>	<b>0.00</b>	<b>\$ 193,000</b>	<b>\$ -</b>	<b>\$ 193,000</b>
<b>Base Adjustments</b>				
<i>One-Time Prior Year Expenditures and Revenues Deleted</i>				
N/A				
<b>One-Time Prior Year Expenditures and Revenues</b>	<b>0.00</b>	<b>\$ -</b>	<b>\$ -</b>	<b>\$ -</b>
<b>Adjustments to Costs of Ongoing Activities</b>				
Contract Services Increase		\$ 63,800	\$ -	\$ 63,800
<b>Adjustments to Costs of Ongoing Activities</b>	<b>0.00</b>	<b>\$ 63,800</b>	<b>\$ -</b>	<b>\$ 63,800</b>
<b><i>Total FY 26-27 Base Budget</i></b>	<b>0.00</b>	<b>\$ 256,800</b>	<b>\$ -</b>	<b>\$ 256,800</b>
<b>Budget Enhancements</b>				
N/A				
<b>Total Budget Enhancements</b>	<b>0.00</b>	<b>\$ -</b>	<b>\$ -</b>	<b>\$ -</b>
<b><i>Total FY 26-27 Proposed Budget</i></b>	<b>0.00</b>	<b>\$ 256,800</b>	<b>\$ -</b>	<b>\$ 256,800</b>

**City Council Budget Reconciliation**

	<b>Positions (FTE)</b>	<b>Expenditures</b>	<b>Revenues</b>	<b>Net</b>
<b><i>FY 25-26 Adopted Budget</i></b>	<b>0.00</b>	<b>\$ 35,000</b>	<b>\$ -</b>	<b>\$ 35,000</b>
<b>Base Adjustments</b>				
<i>One-Time Prior Year Expenditures and Revenues Deleted</i>				
N/A				
<b>One-Time Prior Year Expenditures and Revenues</b>	<b>0.00</b>	<b>\$ -</b>	<b>\$ -</b>	<b>\$ -</b>
<b>Adjustments to Costs of Ongoing Activities</b>				
Stipend Adjustment		\$ (2,808)	\$ -	\$ (2,808)
Allocated Charges		\$ 7,671	\$ -	\$ 7,671
Conferences & Meetings		\$ 6,675	\$ -	\$ 6,675
Other Purchased Supplies		\$ (2,000)	\$ -	\$ (2,000)
<b>Adjustments to Costs of Ongoing Activities</b>	<b>0.00</b>	<b>\$ 9,538</b>	<b>\$ -</b>	<b>\$ 9,538</b>
<b><i>Total FY 26-27 Base Budget</i></b>	<b>0.00</b>	<b>\$ 44,538</b>	<b>\$ -</b>	<b>\$ 44,538</b>
<b>Budget Enhancements</b>				
N/A				
<b>Total Budget Enhancements</b>	<b>0.00</b>	<b>\$ -</b>	<b>\$ -</b>	<b>\$ -</b>
<b><i>Total FY 26-27 Proposed Budget</i></b>	<b>0.00</b>	<b>\$ 44,538</b>	<b>\$ -</b>	<b>\$ 44,538</b>

**City Treasurer Budget Reconciliation**

	<u>Positions (FTE)</u>	<u>Expenditures</u>	<u>Revenues</u>	<u>Net</u>
<b><i>FY 25-26 Adopted Budget</i></b>	<b>0.00</b>	<b>\$ 4,000</b>	<b>\$ -</b>	<b>\$ 4,000</b>
<b>Base Adjustments</b>				
<i>One-Time Prior Year Expenditures and Revenues Deleted</i>				
N/A				
<b>One-Time Prior Year Expenditures and Revenues</b>	<hr/> 0.00	\$ -	\$ -	\$ -
<b>Adjustments to Costs of Ongoing Activities</b>				
Stipend Adjustment		\$ (952)	\$ -	\$ (952)
Allocated Charges		\$ 877	\$ -	\$ 877
<b>Adjustments to Costs of Ongoing Activities</b>	<hr/> 0.00	\$ (75)	\$ -	\$ (75)
<b><i>Total FY 26-27 Base Budget</i></b>	<b>0.00</b>	<b>\$ 3,925</b>	<b>\$ -</b>	<b>\$ 3,925</b>
<b>Budget Enhancements</b>				
N/A				
<b>Total Budget Enhancements</b>	<hr/> 0.00	\$ -	\$ -	\$ -
<b><i>Total FY 26-27 Proposed Budget</i></b>	<b>0.00</b>	<b>\$ 3,925</b>	<b>\$ -</b>	<b>\$ 3,925</b>

**Non-Departmental Budget Reconciliation**

	<b>Positions (FTE)</b>	<b>Expenditures</b>	<b>Revenues</b>	<b>Net</b>
<b><i>FY 25-26 Adopted Budget</i></b>	<b>0.00</b>	<b>\$ -</b>	<b>\$ -</b>	<b>\$ -</b>
<b>Base Adjustments</b>				
<i>One-Time Prior Year Expenditures and Revenues Deleted</i>				
N/A				
<b>One-Time Prior Year Expenditures and Revenues</b>	<b>0.00</b>	<b>\$ -</b>	<b>\$ -</b>	<b>\$ -</b>
<b>Adjustments to Costs of Ongoing Activities</b>				
PERS Unfunded Liability		\$ 1,220,578	\$ -	\$ 1,220,578
Principal Bond Payment		\$ 688,549		\$ 688,549
Interest Expenses		\$ 141,000	\$ -	\$ 141,000
<b>Adjustments to Costs of Ongoing Activities</b>	<b>0.00</b>	<b>\$ 2,050,127</b>	<b>\$ -</b>	<b>\$ 2,050,127</b>
<b><i>Total FY 26-27 Base Budget</i></b>	<b>0.00</b>	<b>\$ 2,050,127</b>	<b>\$ -</b>	<b>\$ 2,050,127</b>
<b>Budget Enhancements</b>				
N/A				
<b>Total Budget Enhancements</b>	<b>0.00</b>	<b>\$ -</b>	<b>\$ -</b>	<b>\$ -</b>
<b><i>Total FY 26-27 Proposed Budget</i></b>	<b>0.00</b>	<b>\$ 2,050,127</b>	<b>\$ -</b>	<b>\$ 2,050,127</b>