



- **Recognizing Signs of Low Refrigerant**  
**Recognizing Signs of Low Refrigerant Spotting Thermostat Malfunctions Early Addressing Frozen Coils in Warm Weather Diagnosing Weak Airflow through Vents Reducing Noise from Operating Systems Locating and Sealing Duct Leaks Preventing Electrical Failures with Routine Checks Resolving Pilot Light Concerns in Gas Furnaces Clearing Blocked Condensate Drains Identifying Persistent Odors from HVAC Units Managing Uneven Heating and Cooling across Rooms Protecting Components from Physical Damage**
- **Comparing Different SEER Ratings for Cooling**  
**Comparing Different SEER Ratings for Cooling Exploring Refrigerant Choices with Lower Impact Evaluating Benefits of ENERGY STAR Units Incorporating R410A in Modern HVAC Systems Adopting Environmentally Aware Coil Cleaners Investigating Smart Thermostats for Resource Savings Assessing High Efficiency Filters for Air Quality Recycling Old Components to Reduce Waste Reviewing Insulation Upgrades for Enhanced Comfort Exploring Sun Shading Options to Support Cooling Understanding Factors behind Seasonal Energy Use Monitoring Daily Usage to Limit Costs**
- **About Us**

# Reducing Noise from Operating Systems

## Importance of Proper Refrigerant Levels

In the realm of modern comfort and convenience, mobile HVAC systems stand as silent sentinels, ensuring optimal climate conditions within our vehicles, homes, and portable structures. Yet, ironically, these guardians of silence themselves can be sources of disruptive noise. Understanding common

sources of noise in mobile HVAC systems is crucial for enhancing user experience and maintaining a serene environment.

HVAC warranties can save mobile home owners from unexpected repair costs best hvac system for mobile home allergen.

One significant contributor to noise in mobile HVAC systems is the fan motor. The fan is an essential component that circulates air throughout the system; however, its operation often results in unwanted sound. Over time, wear and tear can lead to imbalances in the fan blades or misalignment with the motor shaft. This imbalance causes vibrations and rattling sounds that permeate through the vehicle or space it serves. Regular maintenance and periodic balancing or replacement of fan blades can mitigate this issue.

Another prevalent source of noise stems from the compressor unit. In many mobile HVAC systems, compressors are responsible for pressurizing refrigerant before it moves through the condenser coils. This process inherently generates noise due to mechanical movements and fluid dynamics within tight confines. Moreover, loose mounting brackets or aging components exacerbate this problem by amplifying vibrations into audible disturbances. Ensuring secure installations and timely replacements of worn parts are effective strategies to reduce compressor-related noises.

Ductwork also plays a pivotal role in contributing to noise levels within mobile HVAC systems. The passage of air through ducts can produce whistling or whooshing sounds if there are leaks or improper sizing within the duct network. Additionally, obstructions like dirt or debris accumulation can restrict airflow, leading to increased pressure levels that result in louder operations as the system compensates for inefficiencies.

The expansion valve-another critical component-is not immune to generating noise either. Its function is to control refrigerant flow into the evaporator coil by adapting its opening size based on temperature demands. While performing this task efficiently keeps temperatures stable inside a vehicle or structure, rapid changes in flow rates can cause clicking noises reminiscent of taps on metal surfaces when transitioning between open states quickly under dynamic load conditions encountered during routine operations.

Addressing these issues requires adopting soundproofing measures such as insulating panels around noisy components like compressors; employing vibration dampers where feasible; using high-quality materials designed specifically for minimizing acoustic transmission across structural elements supporting different parts involved directly with cooling/heating processes inside vehicles/buildings alike-thereby improving overall quietness levels achieved post-installation phase end-users expect upon purchasing new equipment today more than ever before given rising demand quieter alternatives available market wide nowadays due growing awareness benefits associated reduced decibel outputs

long-term health wellbeing societal perception value-added attributes increasingly important discerning customers seeking premium products/services offered competitive landscape current economic climate globally speaking too!

In conclusion: identifying common sources responsible disturbing operational noises emanating beloved Mobile HVAC Systems first step towards achieving tranquility desired environments enjoy daily basis moving forward future generations benefit advancements technology continue pushing boundaries possible silence attainable horizons await discovery exploration hands reach collective efforts industry stakeholders committed continuous improvement practices geared optimizing auditory experiences consumers worldwide tomorrow holds promise heightened awareness fostering better solutions addressing challenges face present day!

Noise is an omnipresent element in our modern world, with its roots deeply embedded in technological advancement and urbanization. As our lives become increasingly intertwined with technology, noise emanating from operating systems has emerged as a significant concern in both residential and professional environments. The impact of such noise extends beyond mere annoyance; it poses substantial implications for comfort and health.

Operating systems, particularly those that involve machinery or computational processes, often generate persistent background noise. This could range from the humming of computer fans to the clattering of hard drives. While individually these sounds might seem innocuous, their cumulative effect can be disruptive. In workspaces, continuous exposure to such noise can lead to decreased concentration and productivity. Cognitive tasks require mental resources that are diverted when we are forced to filter out background disturbances, thus impacting efficiency.

Moreover, the comfort of an environment is fundamental to human well-being. Noise pollution disrupts this equilibrium by creating an auditory landscape that is jarring rather than soothing. In residential settings where peace is paramount, noise from home appliances or HVAC systems can intrude upon personal time meant for relaxation or sleep. This intrusion not only diminishes comfort but also encroaches upon mental health as prolonged exposure leads to stress and anxiety.

Furthermore, scientific studies have established clear links between environmental noise exposure and adverse health outcomes. Chronic exposure to elevated sound levels can contribute to cardiovascular problems such as hypertension. It also has psychological repercussions, manifesting as increased irritability or even depression over time.

Given these profound impacts on comfort and health, reducing noise from operating systems becomes imperative. Innovations in technology provide pathways toward quieter operations through enhanced design and materials that absorb sound better than traditional components. Implementing soundproofing measures within equipment rooms or using quieter cooling solutions are practical steps towards mitigating this issue.

Additionally, fostering awareness about the importance of acoustics when selecting technology for homes or workplaces can empower consumers to make informed decisions prioritizing low-noise options. Employers too should consider acoustic ergonomics while designing office spaces to ensure optimal working conditions free of unnecessary auditory distractions.

In conclusion, while noise may seem like an inevitable byproduct of technological progress, its impact on comfort and health cannot be understated nor ignored. By taking conscious steps towards reducing operating system-generated noise through innovative solutions and heightened awareness, we can enhance our living environments significantly-ensuring they remain conducive not only for productivity but also for holistic well-being.

Posted by on

# Signs and Symptoms of Low Refrigerant

Reducing noise from HVAC components is a crucial aspect of creating a comfortable and conducive environment in any building. Whether it's an office, a home, or a commercial space, the constant hum or clatter of heating, ventilation, and air conditioning systems can be distracting and disruptive. Fortunately, there are several techniques that can be employed to minimize noise and enhance the overall auditory experience within these spaces.

One fundamental strategy for reducing HVAC noise is proper installation. Ensuring that all components are securely fastened can prevent vibrations that often lead to excessive noise. Loose parts or poorly fitted components are common culprits when it comes to rattling sounds; thus, meticulous attention during installation can preempt many noise issues before they even arise.

Another effective technique involves using sound-dampening materials. Acoustic insulation materials can be installed around ducts and other noisy components to absorb sound waves rather than allowing them to reverberate throughout the structure. This approach not only reduces the transmission of sound but also helps in maintaining energy efficiency by preventing thermal losses.

Moreover, regular maintenance is key in keeping HVAC systems running quietly. Dusty filters, worn-out bearings, or misaligned fans can all contribute to increased noise levels. Routine check-ups and timely replacements of faulty parts ensure that the system operates smoothly without unnecessary clamor.

Additionally, selecting equipment with built-in noise reduction features can significantly impact the ambient sound levels in a building. Modern HVAC units often come equipped with advanced technology designed specifically to minimize operational noise. Investing in such equipment may require a higher upfront cost but pays off through improved occupant comfort and satisfaction.

Finally, zoning systems represent another sophisticated method for managing HVAC noise efficiently. By dividing larger spaces into zones with independent temperature controls, it's possible to limit the operation of certain system components at different times—thereby reducing overall noise exposure when full operation isn't necessary.

In conclusion, reducing noise from HVAC components requires a combination of thoughtful design choices, diligent maintenance practices, and strategic use of modern technology. Each technique plays its part in ensuring that these essential systems remain as unobtrusive as possible while continuing to fulfill their primary function: maintaining optimal indoor climate conditions for everyone who inhabits the space. Through these efforts, we can achieve quieter environments where productivity and relaxation are both enhanced by the silence—or near silence—of efficient HVAC operations.



# Impact of Low Refrigerant on HVAC System Performance

In the modern era, mobile homes offer an appealing blend of affordability and flexibility. However, these benefits often come with a unique set of challenges, one of which is managing noise pollution. As anyone who has lived in a mobile home can attest, reducing noise from operating systems—such as HVAC units, generators, or even daily appliances—is crucial for maintaining a peaceful living environment. Thankfully, effective insulation and soundproofing solutions can significantly mitigate this

issue.

Insulation plays a pivotal role in reducing unwanted noise within mobile homes. Traditional insulation materials like fiberglass or foam boards are not only excellent at temperature control but also serve as barriers to sound transmission. By filling wall cavities and ceilings with dense insulating materials, residents can effectively minimize external noises from penetrating their living spaces. Additionally, advanced options such as spray foam insulation provide an airtight seal that further enhances sound dampening while improving energy efficiency—a win-win scenario for any mobile homeowner.

Soundproofing goes a step beyond insulation by specifically targeting the reduction of airborne and impact noises. One effective approach involves installing mass-loaded vinyl (MLV) barriers. MLV is a dense material that adds significant weight to walls or floors without taking up much space, making it ideal for compact settings like mobile homes. Its flexibility and ease of installation make it a popular choice among those looking to enhance acoustic comfort without undertaking major renovations.

Another consideration is the strategic placement of sound-absorbing panels within the home. These panels are designed to absorb sound waves rather than reflect them back into the room, thus reducing echo and reverberation. Acoustic panels made from materials such as fabric-wrapped fiberglass or perforated wood can be mounted on walls or ceilings to create quieter indoor environments.

Moreover, addressing potential sources of noise directly can yield substantial improvements. For instance, quieting down an HVAC system might involve adding rubber gaskets or mounts to reduce vibration noise or installing duct liners that absorb sound as air moves through them. Similarly, investing in quieter appliances can make a noticeable difference in overall ambient noise levels.

Windows and doors are often overlooked yet critical elements when considering soundproofing strategies for mobile homes. Double-glazed windows provide better insulation against both temperature fluctuations and noise compared to single-pane alternatives. Weatherstripping doors helps seal gaps that could allow outside sounds to seep indoors.

Ultimately, achieving optimal noise reduction in mobile homes requires a comprehensive approach that combines various insulation and soundproofing techniques tailored to individual needs and budgets. By strategically implementing these solutions, residents can enjoy the tranquility they desire without sacrificing the convenience and cost-effectiveness inherent in mobile home living.

In conclusion, while operating systems within mobile homes pose specific acoustic challenges due to their compact construction and proximity to essential components like HVACs or generators, there are numerous strategies available for mitigating these issues effectively through thoughtful use of insulation materials alongside targeted soundproofing measures-ensuring peace prevails where it matters most: at home.

# Steps for Diagnosing Low Refrigerant Issues

Operating systems, whether in industrial machinery or household appliances, often produce noise that can be both disruptive and indicative of underlying inefficiencies. Reducing this operating noise is not only desirable for creating a more comfortable environment but also essential for ensuring the longevity and efficiency of the systems themselves. To achieve this, implementing effective maintenance practices plays a crucial role.

One fundamental practice is regular inspection and lubrication of moving parts. Mechanical components like gears, bearings, and belts are common sources of noise when they become dry or worn out. By routinely checking these parts and applying appropriate lubricants, friction can be minimized, thereby reducing noise levels significantly. This not only helps in diminishing sound but also ensures smoother operation and extends the lifespan of the equipment.

Another vital aspect is balancing and alignment. Misaligned or unbalanced components tend to vibrate excessively during operation, leading to increased noise production. Regular checks should be conducted to ensure that all parts are correctly aligned and balanced according to the manufacturer's specifications. This may involve realigning shafts, tightening loose bolts, or recalibrating machinery settings.

Maintenance practices should also include thorough cleaning regimens. Dust accumulation and debris can obstruct airways or get lodged in mechanical parts, causing machines to work harder than necessary and produce more noise as a result. Keeping equipment clean prevents such blockages and allows systems to operate at their optimal efficiency with minimal noise output.

Moreover, assessing wear-and-tear on dampening materials such as gaskets or vibration pads can make a substantial difference in operating noise levels. These materials are designed to absorb sound waves and vibrations; however, over time they may degrade or become less effective. Replacing worn-out dampeners with new ones will help maintain low noise levels by reducing the transmission of vibrations throughout the system.

Finally, investing in modern technology upgrades where feasible can contribute immensely towards quieter operations. Newer models of machinery often incorporate advanced designs focused on minimizing sound production through innovative engineering solutions like acoustic enclosures or improved insulation materials.

In conclusion, maintaining low operating noise from systems requires a proactive approach encompassing regular inspections, lubrication schedules, alignment checks, cleanliness routines, attention to dampening materials' condition, and technological upgrades where possible. By adopting these maintenance practices diligently, not only do we create quieter environments but also enhance operational efficiency and prolong equipment life—a win-win situation for both users and machines alike.

## Preventive Measures and Maintenance Tips

In recent years, the demand for quieter living and working environments has grown considerably. As urban areas continue to expand and more people spend time indoors, the importance of reducing noise pollution becomes even more pressing. One significant source of noise in both residential and commercial buildings is the HVAC (Heating, Ventilation, and Air Conditioning) systems. These systems are essential for maintaining comfortable indoor climates but often operate with a level of noise that can be disruptive to occupants. Fortunately, innovative technologies are emerging that promise quieter HVAC operation without sacrificing performance.

One promising area of development is in variable speed technology. Traditional HVAC units typically run at a constant speed regardless of the building's heating or cooling demands. This results in unnecessary noise when full capacity isn't needed. Variable speed compressors and fans can adjust their output according to real-time requirements, operating at lower speeds when less power is sufficient. By doing so, they not only reduce energy consumption but also significantly cut down on operational noise.

Another advancement involves improvements in ductwork design and materials. Poorly designed ductwork can amplify sounds generated by HVAC systems as air moves through them. Advanced acoustical engineering techniques are now being applied to design ducts that minimize sound transmission. Additionally, using materials that absorb rather than reflect sound waves can further dampen noises throughout the system.

Furthermore, smart HVAC systems equipped with modern sensors and AI technology can adaptively manage their operation based on environmental conditions and user preferences. These systems optimize airflow routes and equipment usage patterns dynamically, helping to maintain quieter operation over traditional fixed-setting models.


Incorporating noise-reducing components like advanced silencers or mufflers into the design of HVAC equipment also plays a crucial role in cutting down unwanted sound levels. Modern silencers employ aerodynamic designs that limit turbulence-induced noise while ensuring efficient airflow.

Lastly, many manufacturers are investing in better insulation for both indoor units and outdoor components like compressors situated outside the building envelope. Improved insulation absorbs mechanical vibrations and motor noises before they propagate into living spaces.


The shift towards quieter HVAC solutions represents an intersection where consumer demand for comfort meets technological innovation aimed at solving real-world problems efficiently. As these innovations continue to evolve, we may soon see a future where our indoor climates remain perfectly controlled without compromising tranquility—a harmonious blend achieved through cutting-edge engineering dedicated to reducing operational system noise effectively.

In conclusion, reducing noise from operating systems such as HVACs is no longer just an optional luxury; it is becoming a standard expectation driven by advancements in technology focused on enhancing quality of life indoors while respecting environmental sustainability goals outside too—ultimately leading us towards smarter cities filled with peaceful quietude amid bustling activity all around us!


## About Heating, ventilation, and air conditioning



Rooftop HVAC unit with view of fresh-air intake vent



Ventilation duct with outlet diffuser vent. These are installed throughout a building to move air in or out of rooms. In the middle is a damper to open and close the vent to allow more or less air to enter the space.



The control circuit in a household HVAC installation. The wires connecting to the blue terminal block on the upper-right of the board lead to the thermostat. The fan enclosure is directly behind the board, and the filters can be seen at the top. The safety interlock switch is at the bottom left. In the lower middle is the capacitor.

**Heating, ventilation, and air conditioning (HVAC)** is the use of various technologies to control the temperature, humidity, and purity of the air in an enclosed space. Its goal is to provide thermal comfort and acceptable indoor air quality. HVAC system design is a subdiscipline of mechanical engineering, based on the principles of thermodynamics, fluid mechanics, and heat transfer. "Refrigeration" is sometimes added to the field's abbreviation as **HVAC&R** or **HVACR**, or "ventilation" is dropped, as in **HACR** (as in the designation of HACR-rated circuit breakers).

HVAC is an important part of residential structures such as single family homes, apartment buildings, hotels, and senior living facilities; medium to large industrial and office buildings such as skyscrapers and hospitals; vehicles such as cars, trains, airplanes, ships and submarines; and in marine environments, where safe and healthy building conditions are regulated with respect to temperature and humidity, using fresh air from outdoors.

Ventilating or ventilation (the "V" in HVAC) is the process of exchanging or replacing air in any space to provide high indoor air quality which involves temperature control, oxygen replenishment, and removal of moisture, odors, smoke, heat, dust, airborne bacteria, carbon dioxide, and other gases. Ventilation removes unpleasant smells and excessive moisture, introduces outside air, keeps interior building air circulating, and prevents stagnation of the interior air. Methods for ventilating a building are divided into *mechanical/forced* and *natural* types.<sup>[1]</sup>

## Overview

[edit]

The three major functions of heating, ventilation, and air conditioning are interrelated, especially with the need to provide thermal comfort and acceptable indoor air quality within reasonable installation, operation, and maintenance costs. HVAC systems can be used in both domestic and commercial environments. HVAC systems can provide ventilation, and maintain pressure relationships between spaces. The means of air delivery and removal from spaces is known as room air distribution.<sup>[2]</sup>

## Individual systems

[edit]

See also: HVAC control system

In modern buildings, the design, installation, and control systems of these functions are integrated into one or more HVAC systems. For very small buildings, contractors normally estimate the capacity and type of system needed and then design the system, selecting the appropriate refrigerant and various components needed. For larger buildings, building service designers, mechanical engineers, or building services engineers analyze, design, and specify the HVAC systems. Specialty mechanical contractors and suppliers then fabricate, install and commission the systems. Building permits and code-compliance inspections of the installations are normally required for all sizes of buildings

# District networks

[edit]

Although HVAC is executed in individual buildings or other enclosed spaces (like NORAD's underground headquarters), the equipment involved is in some cases an extension of a larger district heating (DH) or district cooling (DC) network, or a combined DHC network. In such cases, the operating and maintenance aspects are simplified and metering becomes necessary to bill for the energy that is consumed, and in some cases energy that is returned to the larger system. For example, at a given time one building may be utilizing chilled water for air conditioning and the warm water it returns may be used in another building for heating, or for the overall heating-portion of the DHC network (likely with energy added to boost the temperature).<sup>[3][4][5]</sup>

Basing HVAC on a larger network helps provide an economy of scale that is often not possible for individual buildings, for utilizing renewable energy sources such as solar heat,<sup>[6][7][8]</sup> winter's cold,<sup>[9][10]</sup> the cooling potential in some places of lakes or seawater for free cooling, and the enabling function of seasonal thermal energy storage. By utilizing natural sources that can be used for HVAC systems it can make a huge difference for the environment and help expand the knowledge of using different methods.

## History

[edit]

See also: Air conditioning § History

HVAC is based on inventions and discoveries made by Nikolay Lvov, Michael Faraday, Rolla C. Carpenter, Willis Carrier, Edwin Ruud, Reuben Trane, James Joule, William Rankine, Sadi Carnot, Alice Parker and many others.<sup>[11]</sup>

Multiple inventions within this time frame preceded the beginnings of the first comfort air conditioning system, which was designed in 1902 by Alfred Wolff (Cooper, 2003) for the New York Stock Exchange, while Willis Carrier equipped the Sacketts-Wilhems Printing Company with the process AC unit the same year. Coyne College was the first school to offer HVAC training in 1899.<sup>[12]</sup> The first residential AC was installed by 1914, and by the 1950s there was "widespread adoption of residential AC".<sup>[13]</sup>

The invention of the components of HVAC systems went hand-in-hand with the Industrial Revolution, and new methods of modernization, higher efficiency, and system control are constantly being introduced by companies and inventors worldwide.

## Heating

[edit]


"Heater" redirects here. For other uses, see Heater (disambiguation).

Main article: Central heating

Heaters are appliances whose purpose is to generate heat (i.e. warmth) for the building. This can be done via central heating. Such a system contains a boiler, furnace, or heat pump to heat water, steam, or air in a central location such as a furnace room in a home, or a mechanical room in a large building. The heat can be transferred by convection, conduction, or radiation. Space heaters are used to heat single rooms and only consist of a single unit.

## Generation

[edit]



Central heating unit

Heaters exist for various types of fuel, including solid fuels, liquids, and gases. Another type of heat source is electricity, normally heating ribbons composed of high resistance wire (see Nichrome). This principle is also used for baseboard heaters and portable heaters. Electrical heaters are often used as backup or supplemental heat for heat pump systems.

The heat pump gained popularity in the 1950s in Japan and the United States.<sup>[14]</sup> Heat pumps can extract heat from various sources, such as environmental air, exhaust air from a building, or from the ground. Heat pumps transfer heat from outside the structure into the air inside. Initially, heat pump HVAC systems were only used in moderate climates, but with improvements in low temperature operation and reduced loads due to more efficient homes, they are increasing in popularity in cooler climates. They can also operate in reverse to cool an interior.

# Distribution

[edit]

## Water/steam

[edit]

In the case of heated water or steam, piping is used to transport the heat to the rooms. Most modern hot water boiler heating systems have a circulator, which is a pump, to move hot water through the distribution system (as opposed to older gravity-fed systems). The heat can be transferred to the surrounding air using radiators, hot water coils (hydro-air), or other heat exchangers. The radiators may be mounted on walls or installed within the floor to produce floor heat.

The use of water as the heat transfer medium is known as hydronics. The heated water can also supply an auxiliary heat exchanger to supply hot water for bathing and washing.

## Air

[edit]

Main articles: Room air distribution and Underfloor air distribution

Warm air systems distribute the heated air through ductwork systems of supply and return air through metal or fiberglass ducts. Many systems use the same ducts to distribute air cooled by an evaporator coil for air conditioning. The air supply is normally filtered through air filters<sup>[*dubious – discuss*]</sup> to remove dust and pollen particles.<sup>[15]</sup>

# Dangers

[edit]

The use of furnaces, space heaters, and boilers as a method of indoor heating could result in incomplete combustion and the emission of carbon monoxide, nitrogen oxides, formaldehyde, volatile organic compounds, and other combustion byproducts. Incomplete combustion occurs when there is insufficient oxygen; the inputs are fuels containing various contaminants and the outputs are harmful byproducts, most dangerously carbon monoxide, which is a tasteless and odorless gas with serious adverse health effects.<sup>[16]</sup>

Without proper ventilation, carbon monoxide can be lethal at concentrations of 1000 ppm (0.1%). However, at several hundred ppm, carbon monoxide exposure induces headaches, fatigue, nausea, and vomiting. Carbon monoxide binds with hemoglobin in the blood, forming carboxyhemoglobin, reducing the blood's ability to transport oxygen. The primary health concerns associated with carbon monoxide exposure are its cardiovascular and neurobehavioral effects. Carbon monoxide can cause atherosclerosis (the hardening of arteries) and can also trigger heart attacks. Neurologically, carbon monoxide exposure reduces hand to eye coordination, vigilance, and continuous performance. It can also affect time discrimination.<sup>[17]</sup>

## Ventilation

[edit]

Main article: Ventilation (architecture)

See also: Duct (flow)

Ventilation is the process of changing or replacing air in any space to control the temperature or remove any combination of moisture, odors, smoke, heat, dust, airborne bacteria, or carbon dioxide, and to replenish oxygen. It plays a critical role in maintaining a healthy indoor environment by preventing the buildup of harmful pollutants and ensuring the circulation of fresh air. Different methods, such as natural ventilation through windows and mechanical ventilation systems, can be used depending on the building design and air quality needs. Ventilation often refers to the intentional delivery of the outside air to the building indoor space. It is one of the most important factors for maintaining acceptable indoor air quality in buildings.


Although ventilation is an integral component of maintaining good indoor air quality, it may not be satisfactory alone.<sup>[18]</sup> A clear understanding of both indoor and outdoor air quality parameters is needed to improve the performance of ventilation in terms of ...<sup>[19]</sup> In scenarios where outdoor pollution would deteriorate indoor air quality, other treatment devices such as filtration may also be necessary.<sup>[20]</sup>

Methods for ventilating a building may be divided into *mechanical/forced* and *natural* types.<sup>[21]</sup>


## Mechanical or forced

[edit]

Further information: Ventilation (architecture) § Mechanical systems



HVAC ventilation exhaust for a 12-story building



An axial belt-drive exhaust fan serving an underground car park. This exhaust fan's operation is interlocked with the concentration of contaminants emitted by internal combustion engines.

Mechanical, or forced, ventilation is provided by an air handler (AHU) and used to control indoor air quality. Excess humidity, odors, and contaminants can often be controlled via dilution or replacement with outside air. However, in humid climates more energy is required to remove excess moisture from ventilation air.


Kitchens and bathrooms typically have mechanical exhausts to control odors and sometimes humidity. Factors in the design of such systems include the flow rate (which is a function of the fan speed and exhaust vent size) and noise level. Direct drive fans are available for many applications and can reduce maintenance needs.

In summer, ceiling fans and table/floor fans circulate air within a room for the purpose of reducing the perceived temperature by increasing evaporation of perspiration on the skin of the occupants. Because hot air rises, ceiling fans may be used to keep a room warmer in the winter by circulating the warm stratified air from the ceiling to the floor.

# Passive

[edit]

Main article: Passive ventilation



Ventilation on the draught system, by impulsion, or the 'plenum' principle, applied to schoolrooms (1899)

Natural ventilation is the ventilation of a building with outside air without using fans or other mechanical systems. It can be via operable windows, louvers, or trickle vents when spaces are small and the architecture permits. ASHRAE defined Natural ventilation as the flow of air through open windows, doors, grilles, and other planned building envelope penetrations, and as being driven by natural and/or artificially produced pressure differentials.<sup>[1]</sup>

Natural ventilation strategies also include cross ventilation, which relies on wind pressure differences on opposite sides of a building. By strategically placing openings, such as windows or vents, on opposing walls, air is channeled through the space to enhance cooling and ventilation. Cross ventilation is most effective when there are clear, unobstructed paths for airflow within the building.

In more complex schemes, warm air is allowed to rise and flow out high building openings to the outside (stack effect), causing cool outside air to be drawn into low building openings. Natural ventilation schemes can use very little energy, but care must be taken to ensure comfort. In warm or humid climates, maintaining thermal comfort solely via natural ventilation might not be possible. Air conditioning systems are used, either as backups or supplements. Air-side economizers also use outside air to condition spaces, but do so using fans, ducts, dampers, and control systems to introduce and distribute cool outdoor air when appropriate.

An important component of natural ventilation is air change rate or air changes per hour: the hourly rate of ventilation divided by the volume of the space. For example, six air changes per hour means an amount of new air, equal to the volume of the space, is added every ten minutes. For human comfort, a minimum of four air changes per hour is typical, though warehouses might have only two. Too high of an air change rate may be uncomfortable, akin to a wind tunnel which

has thousands of changes per hour. The highest air change rates are for crowded spaces, bars, night clubs, commercial kitchens at around 30 to 50 air changes per hour.[<sup>22</sup>]


Room pressure can be either positive or negative with respect to outside the room. Positive pressure occurs when there is more air being supplied than exhausted, and is common to reduce the infiltration of outside contaminants.[<sup>23</sup>]

## Airborne diseases

[edit]

Natural ventilation [<sup>24</sup>] is a key factor in reducing the spread of airborne illnesses such as tuberculosis, the common cold, influenza, meningitis or COVID-19. Opening doors and windows are good ways to maximize natural ventilation, which would make the risk of airborne contagion much lower than with costly and maintenance-requiring mechanical systems. Old-fashioned clinical areas with high ceilings and large windows provide the greatest protection. Natural ventilation costs little and is maintenance free, and is particularly suited to limited-resource settings and tropical climates, where the burden of TB and institutional TB transmission is highest. In settings where respiratory isolation is difficult and climate permits, windows and doors should be opened to reduce the risk of airborne contagion. Natural ventilation requires little maintenance and is inexpensive.[<sup>25</sup>]

Natural ventilation is not practical in much of the infrastructure because of climate. This means that the facilities need to have effective mechanical ventilation systems and or use Ceiling Level UV or FAR UV ventilation systems.



Alpha Black Edition - Sirair Air conditioner with UVC (Ultraviolet Germicidal Irradiation)

Ventilation is measured in terms of Air Changes Per Hour (ACH). As of 2023, the CDC recommends that all spaces have a minimum of 5 ACH.[<sup>26</sup>] For hospital rooms with airborne contagions the CDC recommends a minimum of 12 ACH.[<sup>27</sup>] The challenges in facility ventilation are public unawareness,[<sup>28</sup>][<sup>29</sup>] ineffective government oversight, poor building codes that are based on comfort levels, poor system operations, poor maintenance, and lack of transparency.[<sup>30</sup>]

UVC or Ultraviolet Germicidal Irradiation is a function used in modern air conditioners which reduces airborne viruses, bacteria, and fungi, through the use of a built-in LED UV light that emits a gentle glow across the evaporator. As the cross-flow fan circulates the room air, any viruses are

guided through the sterilization module's irradiation range, rendering them instantly inactive.<sup>[31]</sup>

## Air conditioning

[edit]

Main article: Air conditioning

An air conditioning system, or a standalone air conditioner, provides cooling and/or humidity control for all or part of a building. Air conditioned buildings often have sealed windows, because open windows would work against the system intended to maintain constant indoor air conditions. Outside, fresh air is generally drawn into the system by a vent into a mix air chamber for mixing with the space return air. Then the mixture air enters an indoor or outdoor heat exchanger section where the air is to be cooled down, then be guided to the space creating positive air pressure. The percentage of return air made up of fresh air can usually be manipulated by adjusting the opening of this vent. Typical fresh air intake is about 10% of the total supply air.<sup>[*citation needed*]</sup>


Air conditioning and refrigeration are provided through the removal of heat. Heat can be removed through radiation, convection, or conduction. The heat transfer medium is a refrigeration system, such as water, air, ice, and chemicals are referred to as refrigerants. A refrigerant is employed either in a heat pump system in which a compressor is used to drive thermodynamic refrigeration cycle, or in a free cooling system that uses pumps to circulate a cool refrigerant (typically water or a glycol mix).

It is imperative that the air conditioning horsepower is sufficient for the area being cooled. Underpowered air conditioning systems will lead to power wastage and inefficient usage. Adequate horsepower is required for any air conditioner installed.

## Refrigeration cycle

[edit]

Main article: Heat pump and refrigeration cycle



A simple stylized diagram of the refrigeration cycle: 1) condensing coil, 2) expansion valve, 3) evaporating coil, 4) compressor

The refrigeration cycle uses four essential elements to cool, which are compressor, condenser, metering device, and evaporator.

- At the inlet of a compressor, the refrigerant inside the system is in a low pressure, low temperature, gaseous state. The **compressor** pumps the refrigerant gas up to high pressure and temperature.
- From there it enters a heat exchanger (sometimes called a **condensing coil** or condenser) where it loses heat to the outside, cools, and condenses into its liquid phase.
- An **expansion valve** (also called metering device) regulates the refrigerant liquid to flow at the proper rate.
- The liquid refrigerant is returned to another heat exchanger where it is allowed to evaporate, hence the heat exchanger is often called an **evaporating coil** or evaporator. As the liquid refrigerant evaporates it absorbs heat from the inside air, returns to the compressor, and repeats the cycle. In the process, heat is absorbed from indoors and transferred outdoors, resulting in cooling of the building.

In variable climates, the system may include a reversing valve that switches from heating in winter to cooling in summer. By reversing the flow of refrigerant, the heat pump refrigeration cycle is changed from cooling to heating or vice versa. This allows a facility to be heated and cooled by a single piece of equipment by the same means, and with the same hardware.

## Free cooling

[edit]

Main article: Free cooling

Free cooling systems can have very high efficiencies, and are sometimes combined with seasonal thermal energy storage so that the cold of winter can be used for summer air conditioning. Common storage mediums are deep aquifers or a natural underground rock mass accessed via a cluster of small-diameter, heat-exchanger-equipped boreholes. Some systems with small storages are hybrids, using free cooling early in the cooling season, and later employing a heat pump to chill the circulation coming from the storage. The heat pump is added-in because the storage acts as a heat sink when the system is in cooling (as opposed to charging) mode, causing the temperature to gradually increase during the cooling season.

Some systems include an "economizer mode", which is sometimes called a "free-cooling mode". When economizing, the control system will open (fully or partially) the outside air damper and close (fully or partially) the return air damper. This will cause fresh, outside air to be supplied to the system. When the outside air is cooler than the demanded cool air, this will allow the demand to be met without using the mechanical supply of cooling (typically chilled water or a direct expansion "DX" unit), thus saving energy. The control system can compare the temperature of the outside air vs. return air, or it can compare the enthalpy of the air, as is frequently done in climates where humidity is more of an issue. In both cases, the outside air must be less energetic than the return air for the system to enter the economizer mode.

# Packaged split system

[edit]

Central, "all-air" air-conditioning systems (or package systems) with a combined outdoor condenser/evaporator unit are often installed in North American residences, offices, and public buildings, but are difficult to retrofit (install in a building that was not designed to receive it) because of the bulky air ducts required.<sup>[32]</sup> (Minisplit ductless systems are used in these situations.) Outside of North America, packaged systems are only used in limited applications involving large indoor space such as stadiums, theatres or exhibition halls.

An alternative to packaged systems is the use of separate indoor and outdoor coils in split systems. Split systems are preferred and widely used worldwide except in North America. In North America, split systems are most often seen in residential applications, but they are gaining popularity in small commercial buildings. Split systems are used where ductwork is not feasible or where the space conditioning efficiency is of prime concern.<sup>[33]</sup> The benefits of ductless air conditioning systems include easy installation, no ductwork, greater zonal control, flexibility of control, and quiet operation.<sup>[34]</sup> In space conditioning, the duct losses can account for 30% of energy consumption.<sup>[35]</sup> The use of minisplits can result in energy savings in space conditioning as there are no losses associated with ducting.

With the split system, the evaporator coil is connected to a remote condenser unit using refrigerant piping between an indoor and outdoor unit instead of ducting air directly from the outdoor unit. Indoor units with directional vents mount onto walls, suspended from ceilings, or fit into the ceiling. Other indoor units mount inside the ceiling cavity so that short lengths of duct handle air from the indoor unit to vents or diffusers around the rooms.

Split systems are more efficient and the footprint is typically smaller than the package systems. On the other hand, package systems tend to have a slightly lower indoor noise level compared to split systems since the fan motor is located outside.

## Dehumidification

[edit]

Dehumidification (air drying) in an air conditioning system is provided by the evaporator. Since the evaporator operates at a temperature below the dew point, moisture in the air condenses on the evaporator coil tubes. This moisture is collected at the bottom of the evaporator in a pan and removed by piping to a central drain or onto the ground outside.

A dehumidifier is an air-conditioner-like device that controls the humidity of a room or building. It is often employed in basements that have a higher relative humidity because of their lower temperature (and propensity for damp floors and walls). In food retailing establishments, large open chiller cabinets are highly effective at dehumidifying the internal air. Conversely, a humidifier increases the humidity of a building.

The HVAC components that dehumidify the ventilation air deserve careful attention because outdoor air constitutes most of the annual humidity load for nearly all buildings.<sup>[36]</sup>

## Humidification

[edit]

Main article: Humidifier

## Maintenance

[edit]

All modern air conditioning systems, even small window package units, are equipped with internal air filters.<sup>[*citation needed*]</sup> These are generally of a lightweight gauze-like material, and must be replaced or washed as conditions warrant. For example, a building in a high dust environment, or a home with furry pets, will need to have the filters changed more often than buildings without these dirt loads. Failure to replace these filters as needed will contribute to a lower heat exchange rate, resulting in wasted energy, shortened equipment life, and higher energy bills; low air flow can result in iced-over evaporator coils, which can completely stop airflow. Additionally, very dirty or plugged filters can cause overheating during a heating cycle, which can result in damage to the system or even fire.

Because an air conditioner moves heat between the indoor coil and the outdoor coil, both must be kept clean. This means that, in addition to replacing the air filter at the evaporator coil, it is also necessary to regularly clean the condenser coil. Failure to keep the condenser clean will eventually result in harm to the compressor because the condenser coil is responsible for discharging both the indoor heat (as picked up by the evaporator) and the heat generated by the electric motor driving the compressor.

### Energy efficiency

[edit]

HVAC is significantly responsible for promoting energy efficiency of buildings as the building sector consumes the largest percentage of global energy.<sup>[37]</sup> Since the 1980s, manufacturers of

HVAC equipment have been making an effort to make the systems they manufacture more efficient. This was originally driven by rising energy costs, and has more recently been driven by increased awareness of environmental issues. Additionally, improvements to the HVAC system efficiency can also help increase occupant health and productivity.<sup>[38]</sup> In the US, the EPA has imposed tighter restrictions over the years. There are several methods for making HVAC systems more efficient.

## Heating energy

[edit]

In the past, water heating was more efficient for heating buildings and was the standard in the United States. Today, forced air systems can double for air conditioning and are more popular.

Some benefits of forced air systems, which are now widely used in churches, schools, and high-end residences, are

- Better air conditioning effects
- Energy savings of up to 15–20%
- Even conditioning<sup>[*citation needed*]</sup>

A drawback is the installation cost, which can be slightly higher than traditional HVAC systems.

Energy efficiency can be improved even more in central heating systems by introducing zoned heating. This allows a more granular application of heat, similar to non-central heating systems. Zones are controlled by multiple thermostats. In water heating systems the thermostats control zone valves, and in forced air systems they control zone dampers inside the vents which selectively block the flow of air. In this case, the control system is very critical to maintaining a proper temperature.

Forecasting is another method of controlling building heating by calculating the demand for heating energy that should be supplied to the building in each time unit.

## Ground source heat pump

[edit]

Main article: Geothermal heat pump

Ground source, or geothermal, heat pumps are similar to ordinary heat pumps, but instead of transferring heat to or from outside air, they rely on the stable, even temperature of the earth to provide heating and air conditioning. Many regions experience seasonal temperature extremes,

which would require large-capacity heating and cooling equipment to heat or cool buildings. For example, a conventional heat pump system used to heat a building in Montana's  $-57\text{ °C}$  ( $-70\text{ °F}$ ) low temperature or cool a building in the highest temperature ever recorded in the US— $57\text{ °C}$  ( $134\text{ °F}$ ) in Death Valley, California, in 1913 would require a large amount of energy due to the extreme difference between inside and outside air temperatures. A metre below the earth's surface, however, the ground remains at a relatively constant temperature. Utilizing this large source of relatively moderate temperature earth, a heating or cooling system's capacity can often be significantly reduced. Although ground temperatures vary according to latitude, at 1.8 metres (6 ft) underground, temperatures generally only range from  $7\text{ to }24\text{ °C}$  ( $45\text{ to }75\text{ °F}$ ).

## Solar air conditioning

[edit]

Main article: Solar air conditioning

Photovoltaic solar panels offer a new way to potentially decrease the operating cost of air conditioning. Traditional air conditioners run using alternating current, and hence, any direct-current solar power needs to be inverted to be compatible with these units. New variable-speed DC-motor units allow solar power to more easily run them since this conversion is unnecessary, and since the motors are tolerant of voltage fluctuations associated with variance in supplied solar power (e.g., due to cloud cover).

## Ventilation energy recovery

[edit]

Energy recovery systems sometimes utilize heat recovery ventilation or energy recovery ventilation systems that employ heat exchangers or enthalpy wheels to recover sensible or latent heat from exhausted air. This is done by transfer of energy from the stale air inside the home to the incoming fresh air from outside.

## Air conditioning energy

[edit]

The performance of vapor compression refrigeration cycles is limited by thermodynamics.<sup>[39]</sup> These air conditioning and heat pump devices *move* heat rather than convert it from one form to another, so *thermal efficiencies* do not appropriately describe the performance of these devices.

The Coefficient of performance (COP) measures performance, but this dimensionless measure has not been adopted. Instead, the Energy Efficiency Ratio (*EER*) has traditionally been used to characterize the performance of many HVAC systems. EER is the Energy Efficiency Ratio based on a 35 °C (95 °F) outdoor temperature. To more accurately describe the performance of air conditioning equipment over a typical cooling season a modified version of the EER, the Seasonal Energy Efficiency Ratio (*SEER*), or in Europe the ESEER, is used. SEER ratings are based on seasonal temperature averages instead of a constant 35 °C (95 °F) outdoor temperature. The current industry minimum SEER rating is 14 SEER. Engineers have pointed out some areas where efficiency of the existing hardware could be improved. For example, the fan blades used to move the air are usually stamped from sheet metal, an economical method of manufacture, but as a result they are not aerodynamically efficient. A well-designed blade could reduce the electrical power required to move the air by a third.<sup>[40]</sup>

## Demand-controlled kitchen ventilation

[edit]


Main article: Demand controlled ventilation

Demand-controlled kitchen ventilation (DCKV) is a building controls approach to controlling the volume of kitchen exhaust and supply air in response to the actual cooking loads in a commercial kitchen. Traditional commercial kitchen ventilation systems operate at 100% fan speed independent of the volume of cooking activity and DCKV technology changes that to provide significant fan energy and conditioned air savings. By deploying smart sensing technology, both the exhaust and supply fans can be controlled to capitalize on the affinity laws for motor energy savings, reduce makeup air heating and cooling energy, increasing safety, and reducing ambient kitchen noise levels.<sup>[41]</sup>

### Air filtration and cleaning

[edit]

Main article: Air filter



Air handling unit, used for heating, cooling, and filtering the air

Air cleaning and filtration removes particles, contaminants, vapors and gases from the air. The filtered and cleaned air then is used in heating, ventilation, and air conditioning. Air cleaning and

filtration should be taken in account when protecting our building environments.<sup>[42]</sup> If present, contaminants can come out from the HVAC systems if not removed or filtered properly.

Clean air delivery rate (CADR) is the amount of clean air an air cleaner provides to a room or space. When determining CADR, the amount of airflow in a space is taken into account. For example, an air cleaner with a flow rate of 30 cubic metres (1,000 cu ft) per minute and an efficiency of 50% has a CADR of 15 cubic metres (500 cu ft) per minute. Along with CADR, filtration performance is very important when it comes to the air in our indoor environment. This depends on the size of the particle or fiber, the filter packing density and depth, and the airflow rate.<sup>[42]</sup>

## Circulation of harmful substances

[edit]

[icon] **This section needs expansion.** You can help by adding to it. *(October 2024)*

Poorly maintained air conditioners/ventilation systems can harbor mold, bacteria, and other contaminants, which are then circulated throughout indoor spaces, contributing to ...<sup>[43]</sup>

## Industry and standards

[edit]

The HVAC industry is a worldwide enterprise, with roles including operation and maintenance, system design and construction, equipment manufacturing and sales, and in education and research. The HVAC industry was historically regulated by the manufacturers of HVAC equipment, but regulating and standards organizations such as HARDI (Heating, Air-conditioning and Refrigeration Distributors International), ASHRAE, SMACNA, ACCA (Air Conditioning Contractors of America), Uniform Mechanical Code, International Mechanical Code, and AMCA have been established to support the industry and encourage high standards and achievement. (UL as an omnibus agency is not specific to the HVAC industry.)

The starting point in carrying out an estimate both for cooling and heating depends on the exterior climate and interior specified conditions. However, before taking up the heat load calculation, it is necessary to find fresh air requirements for each area in detail, as pressurization is an important consideration.

# International

[edit]

ISO 16813:2006 is one of the ISO building environment standards.<sup>[44]</sup> It establishes the general principles of building environment design. It takes into account the need to provide a healthy

indoor environment for the occupants as well as the need to protect the environment for future generations and promote collaboration among the various parties involved in building environmental design for sustainability. ISO16813 is applicable to new construction and the retrofit of existing buildings.<sup>[45]</sup>

The building environmental design standard aims to:<sup>[45]</sup>

- provide the constraints concerning sustainability issues from the initial stage of the design process, with building and plant life cycle to be considered together with owning and operating costs from the beginning of the design process;
- assess the proposed design with rational criteria for indoor air quality, thermal comfort, acoustical comfort, visual comfort, energy efficiency, and HVAC system controls at every stage of the design process;
- iterate decisions and evaluations of the design throughout the design process.

## United States

[edit]

### Licensing

[edit]

Main article: Section 608 EPA Certification

In the United States, federal licensure is generally handled by EPA certified (for installation and service of HVAC devices).

Many U.S. states have licensing for boiler operation. Some of these are listed as follows:

- Arkansas <sup>[46]</sup>
- Georgia <sup>[47]</sup>
- Michigan <sup>[48]</sup>
- Minnesota <sup>[49]</sup>
- Montana <sup>[50]</sup>
- New Jersey <sup>[51]</sup>
- North Dakota <sup>[52]</sup>
- Ohio <sup>[53]</sup>
- Oklahoma <sup>[54]</sup>
- Oregon <sup>[55]</sup>

Finally, some U.S. cities may have additional labor laws that apply to HVAC professionals.

## Societies

[edit]

See also: American Society of Heating, Refrigerating and Air-Conditioning Engineers

See also: Air Conditioning, Heating and Refrigeration Institute

Many HVAC engineers are members of the American Society of Heating, Refrigerating, and Air-Conditioning Engineers (ASHRAE). ASHRAE regularly organizes two annual technical committees and publishes recognized standards for HVAC design, which are updated every four years.<sup>[56]</sup>

Another popular society is AHRI, which provides regular information on new refrigeration technology, and publishes relevant standards and codes.

## Codes

[edit]

Codes such as the UMC and IMC do include much detail on installation requirements, however. Other useful reference materials include items from SMACNA, ACGIH, and technical trade journals.

American design standards are legislated in the Uniform Mechanical Code or International Mechanical Code. In certain states, counties, or cities, either of these codes may be adopted and amended via various legislative processes. These codes are updated and published by the International Association of Plumbing and Mechanical Officials (IAPMO) or the International Code Council (ICC) respectively, on a 3-year code development cycle. Typically, local building permit departments are charged with enforcement of these standards on private and certain public properties.

## Technicians

[edit]

HVAC Technician

### Occupation

**Occupation type** Vocational

**Activity sectors** Construction

### Description

**Education required** Apprenticeship

**Related jobs** Carpenter, electrician, plumber, welder

An **HVAC technician** is a tradesman who specializes in heating, ventilation, air conditioning, and refrigeration. HVAC technicians in the US can receive training through formal training institutions, where most earn associate degrees. Training for HVAC technicians includes classroom lectures and hands-on tasks, and can be followed by an apprenticeship wherein the recent graduate works alongside a professional HVAC technician for a temporary period.<sup>[57]</sup> HVAC techs who have been trained can also be certified in areas such as air conditioning, heat pumps, gas heating, and commercial refrigeration.

## United Kingdom

[edit]

The Chartered Institution of Building Services Engineers is a body that covers the essential Service (systems architecture) that allow buildings to operate. It includes the electrotechnical, heating, ventilating, air conditioning, refrigeration and plumbing industries. To train as a building services engineer, the academic requirements are GCSEs (A-C) / Standard Grades (1-3) in Maths and Science, which are important in measurements, planning and theory. Employers will often want a degree in a branch of engineering, such as building environment engineering, electrical engineering or mechanical engineering. To become a full member of CIBSE, and so also to be registered by the Engineering Council UK as a chartered engineer, engineers must also attain an Honours Degree and a master's degree in a relevant engineering subject.<sup>[citation needed]</sup> CIBSE publishes several guides to HVAC design relevant to the UK market, and also the Republic of Ireland, Australia, New Zealand and Hong Kong. These guides include various recommended design criteria and standards, some of which are cited within the UK building regulations, and therefore form a legislative requirement for major building services works. The main guides are:

- Guide A: Environmental Design
- Guide B: Heating, Ventilating, Air Conditioning and Refrigeration
- Guide C: Reference Data
- Guide D: Transportation systems in Buildings
- Guide E: Fire Safety Engineering
- Guide F: Energy Efficiency in Buildings
- Guide G: Public Health Engineering
- Guide H: Building Control Systems
- Guide J: Weather, Solar and Illuminance Data
- Guide K: Electricity in Buildings
- Guide L: Sustainability
- Guide M: Maintenance Engineering and Management

Within the construction sector, it is the job of the building services engineer to design and oversee the installation and maintenance of the essential services such as gas, electricity, water, heating and lighting, as well as many others. These all help to make buildings comfortable and

healthy places to live and work in. Building Services is part of a sector that has over 51,000 businesses and employs represents 2–3% of the GDP.

## Australia

[edit]

The Air Conditioning and Mechanical Contractors Association of Australia (AMCA), Australian Institute of Refrigeration, Air Conditioning and Heating (AIRAH), Australian Refrigeration Mechanical Association and CIBSE are responsible.

## Asia

[edit]

Asian architectural temperature-control have different priorities than European methods. For example, Asian heating traditionally focuses on maintaining temperatures of objects such as the floor or furnishings such as Kotatsu tables and directly warming people, as opposed to the Western focus, in modern periods, on designing air systems.

## Philippines

[edit]

The Philippine Society of Ventilating, Air Conditioning and Refrigerating Engineers (PSVARE) along with Philippine Society of Mechanical Engineers (PSME) govern on the codes and standards for HVAC / MVAC (MVAC means "mechanical ventilation and air conditioning") in the Philippines.

## India

[edit]

The Indian Society of Heating, Refrigerating and Air Conditioning Engineers (ISHRAE) was established to promote the HVAC industry in India. ISHRAE is an associate of ASHRAE. ISHRAE was founded at New Delhi<sup>[58]</sup> in 1981 and a chapter was started in Bangalore in 1989. Between 1989 & 1993, ISHRAE chapters were formed in all major cities in India.<sup>[*citation needed*]</sup>

## See also

[edit]

- Air speed (HVAC)
- Architectural engineering
- ASHRAE Handbook
- Auxiliary power unit
- Cleanroom
- Electric heating
- Fan coil unit
- Glossary of HVAC terms
- Head-end power
- Hotel electric power
- Mechanical engineering
- Outdoor wood-fired boiler
- Radiant cooling
- Sick building syndrome
- Uniform Codes
- Uniform Mechanical Code
- Ventilation (architecture)
- World Refrigeration Day
- Wrightsoft

## References

[edit]

1. <sup>^</sup> **a b** Ventilation and Infiltration chapter, Fundamentals volume of the *ASHRAE Handbook*, ASHRAE, Inc., Atlanta, GA, 2005
2. <sup>^</sup> *Designer's Guide to Ceiling-Based Air Diffusion*, Rock and Zhu, ASHRAE, Inc., New York, 2002
3. <sup>^</sup> *Rezaie, Behnaz; Rosen, Marc A. (2012). "District heating and cooling: Review of technology and potential enhancements". Applied Energy. 93: 2–10. Bibcode:2012ApEn...93....2R. doi:10.1016/j.apenergy.2011.04.020.*
4. <sup>^</sup> Werner S. (2006). ECOHEATCOOL (WP4) Possibilities with more district heating in Europe. Euroheat & Power, Brussels. Archived 2015-09-24 at the Wayback Machine
5. <sup>^</sup> Dalin P., Rubenhag A. (2006). ECOHEATCOOL (WP5) Possibilities with more district cooling in Europe, final report from the project. Final Rep. Brussels: Euroheat & Power. Archived 2012-10-15 at the Wayback Machine
6. <sup>^</sup> Nielsen, Jan Erik (2014). Solar District Heating Experiences from Denmark. Energy Systems in the Alps - storage and distribution ... Energy Platform Workshop 3, Zurich - 13/2 2014
7. <sup>^</sup> Wong B., Thornton J. (2013). Integrating Solar & Heat Pumps. Renewable Heat Workshop.

8. ^ Pauschinger T. (2012). Solar District Heating with Seasonal Thermal Energy Storage in Germany Archived 2016-10-18 at the Wayback Machine. European Sustainable Energy Week, Brussels. 18–22 June 2012.
9. ^ "How Renewable Energy Is Redefining HVAC | AltEnergyMag". [www.altenergymag.com](http://www.altenergymag.com). Retrieved 2020-09-29.
10. ^ ""Lake Source" Heat Pump System". HVAC-Talk: Heating, Air & Refrigeration Discussion. Retrieved 2020-09-29.
11. ^ Swenson, S. Don (1995). *HVAC: heating, ventilating, and air conditioning*. Homewood, Illinois: American Technical Publishers. ISBN 978-0-8269-0675-5.
12. ^ "History of Heating, Air Conditioning & Refrigeration". Coyne College. Archived from the original on August 28, 2016.
13. ^ "What is HVAC? A Comprehensive Guide".
14. ^ Staffell, Iain; Brett, Dan; Brandon, Nigel; Hawkes, Adam (30 May 2014). "A review of domestic heat pumps".
15. ^ (Alta.), Edmonton. *Edmonton's green home guide : you're gonna love green*. OCLC 884861834.
16. ^ Bearg, David W. (1993). *Indoor Air Quality and HVAC Systems*. New York: Lewis Publishers. pp. 107–112.
17. ^ Dianat, I.; Nazari, I. "Characteristic of unintentional carbon monoxide poisoning in Northwest Iran-Tabriz". *International Journal of Injury Control and Promotion*. Retrieved 2011-11-15.
18. ^ ANSI/ASHRAE Standard 62.1, *Ventilation for Acceptable Indoor Air Quality*, ASHRAE, Inc., Atlanta, GA, US
19. ^ Belias, Evangelos; Licina, Dusan (2024). "European residential ventilation: Investigating the impact on health and energy demand". *Energy and Buildings*. **304**. Bibcode:2024EneBu.30413839B. doi:10.1016/j.enbuild.2023.113839.
20. ^ Belias, Evangelos; Licina, Dusan (2022). "Outdoor PM2.5 air filtration: optimising indoor air quality and energy". *Building & Cities*. **3** (1): 186–203. doi:10.5334/bc.153.
21. ^ Ventilation and Infiltration chapter, *Fundamentals volume of the ASHRAE Handbook*, ASHRAE, Inc., Atlanta, Georgia, 2005
22. ^ "Air Change Rates for typical Rooms and Buildings". *The Engineering ToolBox*. Retrieved 2012-12-12.
23. ^ Bell, Geoffrey. "Room Air Change Rate". *A Design Guide for Energy-Efficient Research Laboratories*. Archived from the original on 2011-11-17. Retrieved 2011-11-15.
24. ^ "Natural Ventilation for Infection Control in Health-Care Settings" (PDF). *World Health Organization (WHO)*, 2009. Retrieved 2021-07-05.
25. ^ Escombe, A. R.; Oeser, C. C.; Gilman, R. H.; et al. (2007). "Natural ventilation for the prevention of airborne contagion". *PLOS Med*. **4** (68): e68. doi:10.1371/journal.pmed.0040068. PMC 1808096. PMID 17326709.
26. ^ Centers For Disease Control and Prevention (CDC) "Improving Ventilation In Buildings". 11 February 2020.
27. ^ Centers For Disease Control and Prevention (CDC) "Guidelines for Environmental Infection Control in Health-Care Facilities". 22 July 2019.
28. ^ Dr. Edward A. Nardell Professor of Global Health and Social Medicine, Harvard Medical School "If We're Going to Live With COVID-19, It's Time to Clean Our Indoor Air Properly".

*Time*. February 2022.

29. ^ "A Paradigm Shift to Combat Indoor Respiratory Infection - 21st century" (PDF). University of Leeds., Morawska, L, Allen, J, Bahnfleth, W et al. (36 more authors) (2021) A paradigm shift to combat indoor respiratory infection. *Science*, 372 (6543). pp. 689-691. ISSN 0036-8075
30. ^ Video "Building Ventilation What Everyone Should Know". YouTube. 17 June 2022.
31. ^ CDC (June 1, 2020). "Center for Disease Control and Prevention, Decontamination and Reuse of Filtering Facepiece Respirators". *cdc.gov*. Retrieved September 13, 2024.
32. ^ "What are Air Ducts? The Homeowner's Guide to HVAC Ductwork". *Super Tech*. Retrieved 2018-05-14.
33. ^ "Ductless Mini-Split Heat Pumps". U.S. Department of Energy.
34. ^ "The Pros and Cons of Ductless Mini Split Air Conditioners". *Home Reference*. 28 July 2018. Retrieved 9 September 2020.
35. ^ "Ductless Mini-Split Air Conditioners". *ENERGY SAVER*. Retrieved 29 November 2019.
36. ^ *Moisture Control Guidance for Building Design, Construction and Maintenance*. December 2013.
37. ^ Chenari, B., Dias Carrilho, J. and Gameiro da Silva, M., 2016. Towards sustainable, energy-efficient and healthy ventilation strategies in buildings: A review. *Renewable and Sustainable Energy Reviews*, 59, pp.1426-1447.
38. ^ "Sustainable Facilities Tool: HVAC System Overview". *sftool.gov*. Retrieved 2 July 2014.
39. ^ "Heating and Air Conditioning". *www.nuclear-power.net*. Retrieved 2018-02-10.
40. ^ Keeping cool and green, *The Economist* 17 July 2010, p. 83
41. ^ "Technology Profile: Demand Control Kitchen Ventilation (DCKV)" (PDF). Retrieved 2018-12-04.
42. ^ **a b** Howard, J (2003), *Guidance for Filtration and Air-Cleaning Systems to Protect Building Environments from Airborne Chemical, Biological, or Radiological Attacks*, National Institute for Occupational Safety and Health, doi:10.26616/NIOSH PUB2003136, 2003-136
43. ^ "The Inside Story: A Guide to Indoor Air Quality". 28 August 2014.
44. ^ ISO. "Building environment standards". *www.iso.org*. Retrieved 2011-05-14.
45. ^ **a b** ISO. "Building environment design—Indoor environment—General principles". Retrieved 14 May 2011.
46. ^ "010.01.02 Ark. Code R. § 002 - Chapter 13 - Restricted Lifetime License".
47. ^ "Boiler Professionals Training and Licensing".
48. ^ "Michigan Boiler Rules".
49. ^ "Minn. R. 5225.0550 - EXPERIENCE REQUIREMENTS AND DOCUMENTATION FOR LICENSURE AS AN OPERATING ENGINEER".
50. ^ "Subchapter 24.122.5 - Licensing".
51. ^ "Chapter 90 - BOILERS, PRESSURE VESSELS, AND REFRIGERATION".
52. ^ "Article 33.1-14 - North Dakota Boiler Rules".
53. ^ "Ohio Admin. Code 1301:3-5-10 - Boiler operator and steam engineer experience requirements".
54. ^ "Subchapter 13 - Licensing of Boiler and Pressure Vessel Service, Repair and/or Installers".
55. ^ "Or. Admin. R. 918-225-0691 - Boiler, Pressure Vessel and Pressure Piping Installation, Alteration or Repair Licensing Requirements".

56. ^ "ASHRAE Handbook Online". *www.ashrae.org*. Retrieved 2020-06-17.
57. ^ "Heating, Air Conditioning, and Refrigeration Mechanics and Installers : Occupational Outlook Handbook: : U.S. Bureau of Labor Statistics". *www.bls.gov*. Retrieved 2023-06-22.
58. ^ "About ISHRAE". *ISHRAE*. Retrieved 2021-10-11.


## Further reading

[edit]

- *International Mechanical Code* (2012 (Second Printing)) by the International Code Council, Thomson Delmar Learning.
- *Modern Refrigeration and Air Conditioning* (August 2003) by Althouse, Turnquist, and Bracciano, Goodheart-Wilcox Publisher; 18th edition.
- *The Cost of Cool*.
- *Whai is LEV?*

## External links

[edit]

-  [Media related to Climate control at Wikimedia Commons](#)
- v
- t
- e

Heating, ventilation, and air conditioning

**Fundamental  
concepts**

- Air changes per hour
- Bake-out
- Building envelope
- Convection
- Dilution
- Domestic energy consumption
- Enthalpy
- Fluid dynamics
- Gas compressor
- Heat pump and refrigeration cycle
- Heat transfer
- Humidity
- Infiltration
- Latent heat
- Noise control
- Outgassing
- Particulates
- Psychrometrics
- Sensible heat
- Stack effect
- Thermal comfort
- Thermal destratification
- Thermal mass
- Thermodynamics
- Vapour pressure of water

- Absorption-compression heat pump
- Absorption refrigerator
- Air barrier
- Air conditioning
- Antifreeze
- Automobile air conditioning
- Autonomous building
- Building insulation materials
- Central heating
- Central solar heating
- Chilled beam
- Chilled water
- Constant air volume (CAV)
- Coolant
- Cross ventilation
- Dedicated outdoor air system (DOAS)
- Deep water source cooling
- Demand controlled ventilation (DCV)
- Displacement ventilation
- District cooling
- District heating
- Electric heating
- Energy recovery ventilation (ERV)
- Firestop
- Forced-air
- Forced-air gas
- Free cooling
- Heat recovery ventilation (HRV)
- Hybrid heat
- Hydronics
- Ice storage air conditioning
- Kitchen ventilation
- Mixed-mode ventilation
- Microgeneration
- Passive cooling
- Passive daytime radiative cooling
- Passive house
- Passive ventilation
- Radiant heating and cooling
- Radiant cooling
- Radiant heating
- Radon mitigation
- Refrigeration
- Renewable heat
- Room air distribution
- Solar air heat
- Solar combisystem
- Solar cooling
- Solar heating

## Technology

- Air conditioner inverter
- Air door
- Air filter
- Air handler
- Air ionizer
- Air-mixing plenum
- Air purifier
- Air source heat pump
- Attic fan
- Automatic balancing valve
- Back boiler
- Barrier pipe
- Blast damper
- Boiler
- Centrifugal fan
- Ceramic heater
- Chiller
- Condensate pump
- Condenser
- Condensing boiler
- Convection heater
- Compressor
- Cooling tower
- Damper
- Dehumidifier
- Duct
- Economizer
- Electrostatic precipitator
- Evaporative cooler
- Evaporator
- Exhaust hood
- Expansion tank
- Fan
- Fan coil unit
- Fan filter unit
- Fan heater
- Fire damper
- Fireplace
- Fireplace insert
- Freeze stat
- Flue
- Freon
- Fume hood
- Furnace
- Gas compressor
- Gas heater
- Gasoline heater
- Grease duct
- Grille

**Measurement  
and control**

- Air flow meter
- Aquastat
- BACnet
- Blower door
- Building automation
- Carbon dioxide sensor
- Clean air delivery rate (CADR)
- Control valve
- Gas detector
- Home energy monitor
- Humidistat
- HVAC control system
- Infrared thermometer
- Intelligent buildings
- LonWorks
- Minimum efficiency reporting value (MERV)
- Normal temperature and pressure (NTP)
- OpenTherm
- Programmable communicating thermostat
- Programmable thermostat
- Psychrometrics
- Room temperature
- Smart thermostat
- Standard temperature and pressure (STP)
- Thermographic camera
- Thermostat
- Thermostatic radiator valve

**Professions,  
trades,  
and services**

- Architectural acoustics
- Architectural engineering
- Architectural technologist
- Building services engineering
- Building information modeling (BIM)
- Deep energy retrofit
- Duct cleaning
- Duct leakage testing
- Environmental engineering
- Hydronic balancing
- Kitchen exhaust cleaning
- Mechanical engineering
- Mechanical, electrical, and plumbing
- Mold growth, assessment, and remediation
- Refrigerant reclamation
- Testing, adjusting, balancing

**Industry  
organizations**

- AHRI
- AMCA
- ASHRAE
- ASTM International
- BRE
- BSRIA
- CIBSE
- Institute of Refrigeration
- IIR
- LEED
- SMACNA
- UMC

**Health and safety**

- Indoor air quality (IAQ)
- Passive smoking
- Sick building syndrome (SBS)
- Volatile organic compound (VOC)

**See also**

- ASHRAE Handbook
- Building science
- Fireproofing
- Glossary of HVAC terms
- Warm Spaces
- World Refrigeration Day
- Template:Home automation
- Template:Solar energy

- v
- t
- e

Home automation

- Elements**
- Actuators
  - Hardware controllers
  - Sensors

- Wired**
- Cable (xDSL)
  - Optical fiber
  - Powerline
    - PLCBUS
    - Universal powerline bus (UPB)
    - X10


- Interconnection type**
- Wireless**
- Radio frequency
    - Bluetooth
    - Bluetooth Low Energy
    - DECT
    - EnOcean
    - GPRS
    - MyriaNed
    - One-Net
    - Thread
    - UMTS
    - Wi-Fi
    - Zigbee
    - Z-Wave
  - Infrared (Consumer IR)

- Both**
- Insteon
  - KNX
  - Matter

**System**

- Device interconnection**
- Bluetooth
  - Bluetooth Low Energy
  - FireWire
  - IrDA
  - USB
  - Zigbee

- AllJoyn
- Bus SCS with OpenWebNet



- Audio and video
  - Heating, ventilation, and air conditioning
  - Lighting control system
  - Other systems
- Tasks**
- Robotics
  - Security
  - Thermostat automation
  - Gateway
  - Smart home hub

- Other**
- Costs
  - Mesh networking
  - Organizations
  - Smart grid

#### See also

Home of the future  
Building automation  
Floor plan  
Home automation  
Home energy monitor  
Home network  
Home server  
House navigation system  
INTEGER Millennium House  
The House for the Future  
Ubiquitous computing  
Xanadu Houses

**Authority control databases:** National German Open Unknown

[Edit this at Wikidata](#)

## About Royal Supply Inc

### Photo

Image not found or type unknown

### Photo

Image not found or type unknown

Photo

Image not found or type unknown

## Things To Do in Jefferson County

---

Photo

Image not found or type unknown

### **Rockford Park**

4.3 (599)

Photo

Image not found or type unknown

### **Jefferson Landing State Historic Site**

4.5 (95)

Photo

## **Jefferson County Historical Village**

4.7 (145)

Photo

Image not found or type unknown

## **Gardens of Jefferson County**

0 (0)

Photo

Image not found or type unknown

## **Jefferson County Convention & Visitors Bureau**

4.4 (30)

Photo

## Visit Jefferson County Tennessee

5 (3)

### Driving Directions in Jefferson County

---

**Driving Directions From Five Below to Royal Supply Inc**

**Driving Directions From Trade N Games to Royal Supply Inc**

**Driving Directions From Stella Blues Vapors to Royal Supply Inc**

**Driving Directions From AT&T Store to Royal Supply Inc**

**Driving Directions From JCPenney to Royal Supply Inc**

<https://www.google.com/maps/dir/Tower+Music/Royal+Supply+Inc/@38.4996427,-90.4611012,14z/data=!3m1!4b1!4m14!4m13!1m5!1m1!1sChIJnRshKxHQ2lcRaOOqBeKNsx4!2m2!1d-90.4611012!2d38.4996427!1m5!1m1!1sChIJQUY-I2XQ2lcReCWJfc6UEZo!2m2!1d-90.480394!2d38.4956035!3e0>

<https://www.google.com/maps/dir/Kohl%27s/Royal+Supply+Inc/@38.5057915,-90.4472464,14z/data=!3m1!4b1!4m14!4m13!1m5!1m1!1sChIJ43tWPd7P2lcRtBCmZNJuMvo!2m2!1d-90.4472464!2d38.5057915!1m5!1m1!1sChIJQUY-I2XQ2lcReCWJfc6UEZo!2m2!1d-90.480394!2d38.4956035!3e2>

[https://www.google.com/maps/dir/Stella+Blues+Vapors/Royal+Supply+Inc/@38.5133174,-90.4450414,14z/data=!3m1!4b1!4m14!4m13!1m5!1m1!1sChIJJx\\_GLdrP2lcRl8Gsu7VL2ps!2m2!1d-90.4450414!2d38.5133174!1m5!1m1!1sChIJQUY-I2XQ2lcReCWJfc6UEZo!2m2!1d-90.480394!2d38.4956035!3e1](https://www.google.com/maps/dir/Stella+Blues+Vapors/Royal+Supply+Inc/@38.5133174,-90.4450414,14z/data=!3m1!4b1!4m14!4m13!1m5!1m1!1sChIJJx_GLdrP2lcRl8Gsu7VL2ps!2m2!1d-90.4450414!2d38.5133174!1m5!1m1!1sChIJQUY-I2XQ2lcReCWJfc6UEZo!2m2!1d-90.480394!2d38.4956035!3e1)

**Driving Directions From Jefferson Landing State Historic Site to Royal Supply Inc**

**Driving Directions From Jefferson County Museum to Royal Supply Inc**

**Driving Directions From Jefferson County Area Tourism Council to Royal Supply Inc**

**Driving Directions From Rockford Park to Royal Supply Inc**

**Driving Directions From Jefferson Historical Museum to Royal Supply Inc**

**Driving Directions From Visit Jefferson County Tennessee to Royal Supply Inc**

<https://www.google.com/maps/dir/Gardens+of+Jefferson+County/Royal+Supply+Inc/@38.7357841,-85.386436,14z/data=!3m1!4b1!4m14!4m13!1m5!1m1!1sunknown!2m2!1d-85.386436!2d38.7357841!1m5!1m1!1sChIJQUY-I2XQ2lcReCWJfc6UEZo!2m2!1d-90.480394!2d38.4956035!3e0>

<https://www.google.com/maps/dir/Cliff+Cave+County+Park/Royal+Supply+Inc/@38.4608653,-90.2907029,14z/data=!3m1!4b1!4m14!4m13!1m5!1m1!1sunknown!2m2!1d-90.2907029!2d38.4608653!1m5!1m1!1sChIJQUY-I2XQ2lcReCWJfc6UEZo!2m2!1d-90.480394!2d38.4956035!3e2>

<https://www.google.com/maps/dir/Visit+Jefferson+County+Tennessee/Royal+Supply+Inc/@36.0153665,-83.4161478,14z/data=!3m1!4b1!4m14!4m13!1m5!1m1!1sunknown!2m2!1d-83.4161478!2d36.0153665!1m5!1m1!1sChIJQUY-I2XQ2lcReCWJfc6UEZo!2m2!1d-90.480394!2d38.4956035!3e1>

<https://www.google.com/maps/dir/Jefferson+County+Museum/Royal+Supply+Inc/@39.2898682,-77.8585595,14z/data=!3m1!4b1!4m14!4m13!1m5!1m1!1sunknown!2m2!1d-77.8585595!2d39.2898682!1m5!1m1!1sChIJQUY-I2XQ2lcReCWJfc6UEZo!2m2!1d-90.480394!2d38.4956035!3e3>

**Reviews for Royal Supply Inc**

---

## Royal Supply Inc

Image not found or type unknown

**Toney Dunaway**

(5)

This is another amazing place where we will do much more business. They are not tyrannical about the totally useless face diapers, they have a great selection of stock, they have very knowledgeable staff, very friendly staff. We got the plumbing items we really needed and will be getting more plumbing items. They also have central units, thermostats, caulking, sealants, doors, seems everything you need for a mobile home. We've found a local treasure and will be bringing much more business. Their store is clean and tidy as well!

## Royal Supply Inc

Image not found or type unknown

**Gidget McCarthy**

(5)

Very knowledgeable, friendly, helpful and don't make you feel like you're inconveniencing them. They seem willing to take all the time you need. As if you're the only thing they have to do that day. The store is clean, organized and not cluttered, symmetrical at that. Cuz I'm even and symmetricals biggest fan. It was a pleasure doing business with them and their prices are definitely reasonable. So, I'll be doing business with them in the future no doubt.

## Royal Supply Inc

Image not found or type unknown

**Ae Webb**

(5)

Royal installed a new furnace and air conditioner just before we got our used mobile home. Recently, the furnace stopped lighting. Jared (sp?) made THREE trips to get it back to good. He was so gracious and kind. Fortunately for us it was still under warranty. BTW, those three trips were from Fenton, Missouri to Belleville, Illinois! Thanks again, Jared!

## Royal Supply Inc

Image not found or type unknown

**Terry Self**

(1)

Horrible workmanship, horrible customer service, don't show up when they say they are. Ghosted. Was supposed to come back on Monday, no call no show. Called Tuesday and Wednesday, left messages both days. Nothing. Kinked my line, crooked to the pad and house, didn't put disconnect back on, left the trash.....

Reducing Noise from Operating Systems [View GBP](#)

**Check our other pages :**

- [Exploring Refrigerant Choices with Lower Impact](#)

- [Clearing Blocked Condensate Drains](#)
- [Investigating Smart Thermostats for Resource Savings](#)

## Frequently Asked Questions

**How can I minimize the noise generated by my mobile home HVAC system without compromising its efficiency?**

To reduce noise from your mobile home HVAC system, consider installing sound-absorbing materials around the unit and ducts, ensuring all components are tightly secured to prevent vibrations, and maintaining regular cleaning and servicing of the system to avoid additional strain on moving parts.

**Are there specific types of HVAC systems that operate more quietly in a mobile home setting?**

Yes, ductless mini-split systems are generally quieter than traditional central air units because they lack extensive ductwork that can amplify noise. Additionally, variable-speed units adjust their operation based on demand, reducing loud start-ups and minimizing overall noise levels.

**What maintenance practices can help keep my mobile homes HVAC system operating quietly over time?**

Regularly replace or clean filters to ensure optimal airflow, lubricate moving parts as recommended by the manufacturer, check for loose screws or panels that might vibrate during operation, and schedule annual professional inspections to identify and address potential issues before they become noisy problems.

Royal Supply Inc

Phone : +16362969959

City : Fenton

State : MO

Zip : 63026

Address : Unknown Address

[Google Business Profile](#)

Company Website : <https://royal-durhamsupply.com/locations/lenexa-kansas/>

[Sitemap](#)

[Privacy Policy](#)

[About Us](#)